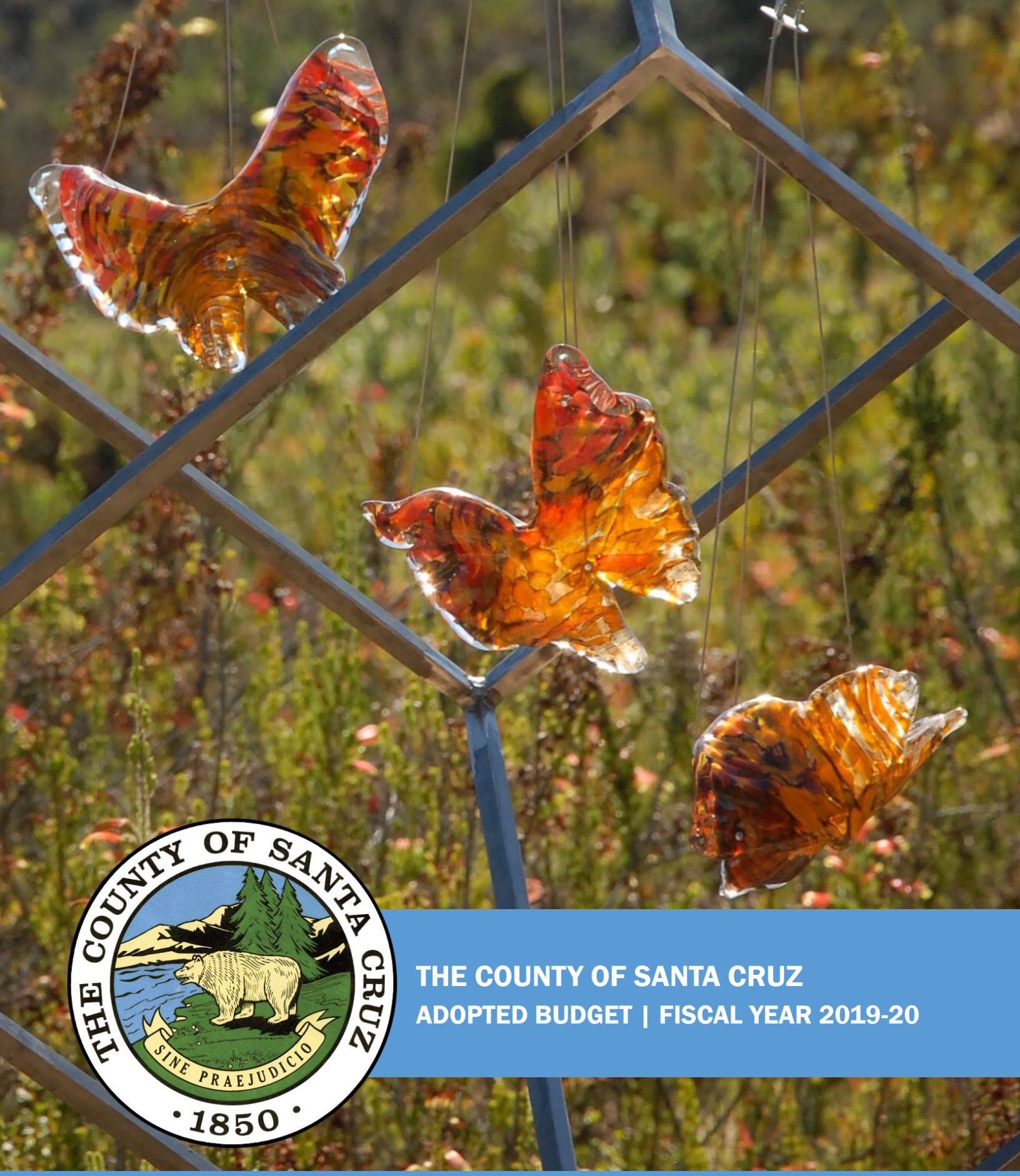

THE COUNTY OF SANTA CRUZ

ADOPTED BUDGET | FISCAL YEAR 2019-20

Recommended by
Carlos J. Palacios
County Administrative Officer

Compiled by
Edith Driscoll
Auditor-Controller / Treasurer-Tax Collector

Felton Library and Nature Discovery Park

Building in Progress

Illustration of new Library

A new Felton Library is currently under construction and will replace its former home, an historic landmark building built originally as a Church in 1893 and opened as a library in 1956. The new Felton Library will allow for larger collection capacity, technology upgrades, environmental literacy and a connection to the outdoors. The project includes a Nature Discovery Park. Both the new building and park will enhance and highlight the existing riparian landscape through innovative design features.

This environmentally innovative project is a partnership between Santa Cruz Public Libraries, Santa Cruz County Parks Department, San Lorenzo Valley Water District and community partner Felton Library Friends. Local architect Teall Messer, Thompson Builders and interior architects Noll and Tam have been contracted to create the new project. Funding sources for the Felton Library project includes a 2016 Library Bond, State grants, a 2018 state budget allocation, and donations from community members making gifts large and small.

Cover artist: Lea de Wit



Photo credit: Crystal Birns

Local artist, Lea de Wit, has been commissioned to create 200 colorful, hand blown glass butterfly sculptures, roughly 9" in size for the new Felton library. Many of the butterflies will be wall-mounted as well as suspended from the ceiling throughout the main area of the library, primarily in the children's area. The installation will have a vibrant color scheme, transitioning from traditional Monarch oranges to color interpretations of other native butterflies. These beautiful pieces will echo the nature theme of the design and add a unique, custom element to the building.

PREFACE

Dear Citizens:

This is the adopted budget for the County of Santa Cruz as compiled by the County Auditor-Controller / Treasurer-Tax Collector.

This adopted budget document is the spending plan for fiscal year 2019-2020. A brief description of the contents follows:

- Budget Introduction presents a budget overview and narrative descriptions of the various organizations represented in the budget.
- Schedule 1 is a summary of all funds', including enterprise funds and internal service funds', financing requirements, both sources and uses, summarized by fund type.
- Schedules 2 and 12 are summaries of the governmental and special district funds' financing requirements, both sources and uses.
- Schedules 3 and 13 show the carry over fund balances available for financing the current year budget. They represent the unexpended balance available from the previous year.
- Schedules 4 and 14 reflect the reserve requirements of the various funds.
- Schedule 5 (page 1) shows the summary of additional financing sources by revenue object. Schedule 5 (page2) summarizes additional financing sources by fund types.
- Schedule 6 shows the financing sources by line item detail for each of the general government operations by fund and source.
- Schedule 7 is a recap of budget uses by function and fund for general government operations.
- Schedule 8 shows the detail of budget uses by function and fund for general government operations.
- Schedules 9 and 15 show the financing uses and sources detail line item for each general government operation and special purpose district.
- Schedule 10 reflects the operations of internal service funds.
- Schedule 11 reflects the operations of enterprise funds.

Sincerely yours,

Chairperson	Ryan Coonerty,	Supervisor 3rd District
	John Leopold,	Supervisor 1st District
	Zach Friend,	Supervisor 2nd District
	Greg Caput,	Supervisor 4th District
	Bruce McPherson,	Supervisor 5th District

Table of Contents

COUNTY OF SANTA CRUZ
2019-2020 Adopted Budget
Table of Contents

	Organizational Reference	Page
PREFACE		
TABLE OF CONTENTS		
BUDGET INTRODUCTION		i
COUNTY FUND SUMMARIES		
Schedule 1 - All Funds Summary		1
Schedule 2 - Governmental Funds Summary		2
Schedule 3 - Fund Balance – Governmental Funds		3
Schedule 4 – Obligated Fund Balances – Governmental Funds		4
Schedule 5 - Summary of Additional Financing Sources by Source and Fund		5
Schedule 6 - Detail of Additional Sources by Fund and Account		7
Schedule 7 - Summary of Financing Uses by Function and Fund		24
Schedule 8 - Detail of Financing Uses by Function, Activity, and Budget Unit		26
COUNTY BUDGET DETAIL SCHEDULE 9 – DETAIL OF FINANCING SOURCES AND USES		
COUNTY DEPARTMENTAL		
Agricultural Commission & Wts & Measures - Department 3		
Agricultural Commissioner	03/20/00	31
Weights and Measures	03/30/00	33
Staffing for Mosquito Abatement	03/40/00	35
Agricultural Extension - Department 6	06/00/00	37
Assessor - Department 9	09/00/00	38
Auditor-Controller - Department 12	12/00/00	40
Board of Supervisors - Department 15	15/00/00	43
County Administrative Office - Department 18		
County Administrative Office	18/10/00	44
Clerk of the Board	18/20/00	46
Economic Development	18/30/00	48
Cannabis Licensing Office	18/40/00	49
Homeless Coordinator	18/50/00	51
County Clerk/Elections - Department 21	21/40/00	52
County Recorder - Department 23	23/00/00	54
County Counsel - Department 24	24/00/00	56
Child Support Services - Department 25	25/00/00	58
District Attorney/Public Administration - Department 27	27/00/00	60
Office of Emergency Services - Department 30		
Office of Emergency Services	30/20/00	63
Communications - Office of Emergency Services	30/30/00	65
County Fire Service - Office of Emergency Services	30/40/00	66
General Services - Department 33		
General Services	33/10/00	69
Facilities Management	33/30/00	71
Purchasing	33/40/10	74
Central Stores	33/40/20	76

COUNTY OF SANTA CRUZ
2019-2020 Adopted Budget
Table of Contents

		Organizational Reference	Page
Grand Jury - Department 35		35/00/00	76
Health Services Agency - Department 36		36/00/00	79
Human Services Department - Department 39			
Homelessness Programs		39/10/20	86
Workforce Innovation and Opportunity Act Grant		39/10/60	87
Social Services		39/20/10	88
Categorical Aids		39/20/20	91
General Assistance		39/20/30	92
Family Relations		39/20/40	93
Veterans' Service		39/30/00	94
Community Services		39/50/00	96
Technical Radio Services 43		43/00/00	98
County Contributions to Courts - Department 45		45/00/00	100
Parks, Open Spaces and Cultural Services - Department 49		49/00/00	102
Personnel - Department 51			
Personnel		51/00/00	105
Risk Management - Liability		51/50/20	107
Planning - Department 54		54/00/00	108
Probation - Department 57			
Juvenile Hall		57/20/00	111
Probation		57/40/00	113
State Correctional Schools		57/60/00	116
Care of Court Wards		57/70/00	117
Public Defender - Department 59		59/00/00	118
Public Works - Department 60			
Public Works Real Estate	Fund 10-900	60/20/00	119
Public Works Roads Surveyor	Fund 10-901	60/20/00	120
Public Works Live Oak Parking	Fund 10-902	60/20/00	121
Public Works Construction Insp	Fund 10-903	60/20/00	122
Publics Works Engineering	Fund 10-904	60/50/00	123
Public Works Transportation	Fund 21-220	60/20/00	124
Public Works Road Fund	Fund 25	60/20/00	125
Road Fund Projects Schedule			127
Sheriff-Coroner - Department 66			
Sheriff-Coroner		66/10/00	129
Sheriff-Coroner Burial of Indigents		66/10/50	133
Detention & Correction		66/20/00	134
Court Security		66/40/00	137
Treasurer-Tax Collector - Department 73		73/00/00	138

COUNTY OF SANTA CRUZ
2019-2020 Adopted Budget
Table of Contents

		Organizational Reference		Page
CUSTODIAL FUNDS - DEPARTMENT 13				
Auditor-Controller Oversight				
Finance		13/12/20		141
Debt Service - Certificates of Participation		13/12/15		144
Debt Service - TRAN		13/12/17		145
Reserves - Contingencies		13/13/25		146
County Administrative Officer Oversight				
Health and Safety, Air Pollution		13/18/10		147
Public Protection, Animal Shelter		13/18/20		148
Public Protection, Assn of Monterey Bay Area Govn		13/18/30		149
Public Protection, Local Agency Formation Commission		13/18/45		150
Education, Library		13/18/55		151
Parks, Open Spaces and Cultural Services Oversight				
Art in Public Places		13/49/35		152
Cultural Services		13/49/45		153
Planning Oversight				
Fish and Game Fund	Fund 21-225	13/54/20		154
Housing	Fund 21-025	13/54/30		155
Housing-LMIH Asset Fund	Fund 21-030	13/54/30		156
Housing-Other	Fund 21-031	13/54/30		157
Housing-RDA CDBG RDA	Fund 21-026	13/61/00		158
Housing-Subdiv In-Lieu	Fund 21-027	13/61/00		159
Housing-Paloma Del Mar	Fund 21-028	13/61/01		160
Housing-Home Grant Fund	Fund 21-029	13/61/01		161

PLANT INCLUDING PARK DEDICATION - DEPARTMENT 19

		Fund/Subfund		
Plant Acquisition		19/00/00	10/000	163
La Selva I-01		19/00/00	21/120	164
Aptos I-02		19/00/00	21/125	165
Live Oak I-03		19/00/00	21/130	166
Pajaro I-04		19/00/00	21/135	167
San Andreas II-05		19/00/00	21/140	168
Carbonera II-06		19/00/00	21/145	169
Soquel II-07		19/00/00	21/150	170
San Lorenzo II-08		19/00/00	21/155	171
Aptos Hills III-09		19/00/00	21/160	172
Skyline III-10		19/00/00	21/165	173
Summit III-11		19/00/00	21/170	174
Eureka III-12		19/00/00	21/175	175
North Coast III-13		19/00/00	21/180	176
Bonny Doon III-14		19/00/00	21/185	177
Salsipuedes III-15		19/00/00	21/190	178
Alba Rec		19/00/00	21/195	179
Boulder Creek Rec		19/00/00	21/200	180

COUNTY OF SANTA CRUZ
2019-2020 Adopted Budget
Table of Contents

	Organizational Reference		Page
La Selva Rec	19/00/00	21/205	181
Opal Rec	19/00/00	21/210	182
CERTS Reserve	19/00/00	21/215	182
Fund Interest	19/00/00	21/216	184
State Park Bonds	19/00/00	21/310	185
CAPITAL PROJECTS			
CAPITAL PROJECTS FUND 40-100			
Budget Summary			187
Revenue Sources by Project			188
Rebudgeted Estimated Revenue Detail			189
Expenditure Requirements by Project			190
MEASURE E FUND 40-400			
Budget Summary			191
Expenditure Requirements by Project			192
CAPITAL IMPROVEMENT FUND 42-100			
Budget Summary			193
Revenue Sources by Project			194
Expenditure Requirements by Project			195
CAPITAL PROJECTS PARKS SPECIAL FUND 49			
Budget Summary by Project			196
SUMMARY OF ALLOWED POSITIONS			
Summary of Allowed Positions			197
Allowed, Recommended & Adopted Positions			198
Salary Ranges			218
INTERNAL SERVICE FUNDS – SCHEDULE 10	Fund Type/Fund		
General Services Fleet Operations Service Center	60/110		229
Information Services	60/100		231
Information Services Central Duplicating	60/115		233
Personnel Dental Health Insurance	60/118		234
Personnel Risk Management and Self Insurance	60/130		235
Personnel Liability and Property Insurance	60/120		237
Personnel Workers Comp Self Insurance	60/140		238
Personnel State Unemployment Insurance	60/135		239
Personnel Employee Benefits-Staffing	60/116		240
Public Works	60/105		241

COUNTY OF SANTA CRUZ
2019-2020 Adopted Budget
Table of Contents

	Organizational Reference	Page
ENTERPRISE FUNDS – SCHEDULE 11	Fund Type/Fund	
Boulder Creek CSA 7	50/105	243
County Disposal Sites CSA 9C Capital Improvements	50/110	244
Ben Lomond Closure	50/120	245
Buena Vista Closure	50/121	246
Davenport Sanitation	50/125	247
Davenport Davis-Grunsky Loan	33/155	248
Freedom Co Sanitation	50/130	249
Freedom Co Sanitation Expansion Construction	50/140	250
Graham Hill CSA 57	50/141	251
Place De Mer CSA #2	50/143	252
Rolling Woods CSA 10	50/170	256
Sand Dollar CSA 5	50/200	254
SC Septic Tank Maintenance CSA 12 General	50/215	255
SC Septic Tank Maintenance CSA 12 Capital Improvements	50/220	256
SC Septic Tank Maintenance CSA 12 Zone A	50/225	257
Summit West CSA 54	50/226	258
Trestle Beach CSA 20	50/230	259
SPECIAL DISTRICT FUND SUMMARY SCHEDULES		
Schedule 12 - Special Districts and Other Agencies Summary		261
Schedule 13 - Fund Balance - Special Districts and Other Agencies		263
Schedule 14 - Special Districts and Other Agencies – Obligated Fund Balances		265
SPECIAL DISTRICT BUDGETS		
SPECIAL DISTRICT BUDGETS - SCHEDULE 15 - PUBLIC PROTECTION		
CSA #48 - County Fire Protection	304400	267
Extended Police Protection CSA#38	136601	268
Graham Hill CSA #57	622175	269
Pajaro St Drain Maint Dist	622245	270
CSA #4 - Pajaro Dunes	304300	272
SC Flood Control & Water Conservation Zone 4 (EH)	135461	274
SC Flood Control & Water Conservation Zone 5	622350	276
SC Flood Control & Water Conservation	135462	277
SC Flood Control & Water Conservation Zone 8	622360	279
SC Flood Control & Water Conservation Zone 5 Exp. Constr.	622365	280
SC Flood Control & Water Conservation Zone 6	622375	281
SC Flood Control & Water Conservation Zone 7	622380	282
SC Flood Control & Water Conservation Zone 7A	622385	283

COUNTY OF SANTA CRUZ
2019-2020 Adopted Budget
Table of Contents

	Organizational Reference	Page
SPECIAL DISTRICT BUDGETS - SCHEDULE 15 - HEALTH AND SANITATION		
Mosquito Abatement CSA #53	130320	285
Mosquito Abatement CSA #53 - North	130321	286
Pasatiempo/Rolling Woods Sewer District	136076	287
SPECIAL DISTRICT BUDGETS - SCHEDULE 15 - RECREATION		
CSA # 11-Parks and Recreation	134910	289
SPECIAL DISTRICT BUDGETS - SCHEDULE 15 - ROADS		
Aptos Seascape CSA 3	622100	291
Braemoor CSA 47	622105	292
Co Hwy Safety Serv Area 9	622115	293
Co Hwy Safety Serv Area 9 Zone A	622120	295
Co Hwy Safety Serv Area 9 Zone B	622125	297
Co Road Maintenance CSA 9D Zone 1	622130	298
Co Road Maintenance CSA 9D Zone 2	622135	299
Co Road Maintenance CSA 9D Zone 3	622140	300
Streetscape - CSA #9E	136105	301
Soquel Village – CSA #9F	622142	302
Country Estates CSA 35	622145	303
Empire Acres CSA 17	622150	304
Bonita Encino CSA 43	622160	305
Forest Glen CSA 36	622165	306
Felton Grove CSA 56	622166	307
Glenwood Acres CSA #30	622170	308
Hidden Valley CSA 26	622180	309
Hopkins Gulch CSA 51	622185	310
Huckleberry Woods Rd Maint CSA 15	622190	311
Hutchinson Rd CSA 13	622195	312
Oakflat Road CSA 13A	622200	313
Kelly Hill CSA 22	622210	314
Larsen Rd CSA #34	622215	315
Loma Prieta CSA 41	622220	316
Lomond Terrace CSA #28	622225	317
McGaffigan Mill Road CSA 59	622231	318
Old Ranch Rd CSA 23	622240	319
Pinecrest CSA 46	622265	320
Pineridge CSA #24	622275	321
Ralston Way CSA 40	622285	322
Redwood Dr CSA #33	622300	323
Reed Street CSA 39	622305	324
Roberts Rd CSA 37	622310	325
Ridge Drive CSA # 58	622312	326
Riverdale Park Road CSA 55	622317	327

COUNTY OF SANTA CRUZ
2019-2020 Adopted Budget
Table of Contents

	Organizational Reference	Page
Robak Dr CSA 16	622320	328
Sunlit Ln CSA 42	622400	329
Sunbeam Woods CSA 44	622405	330
Vineyard CSA #50	622410	331
View Circle CSA #32	622420	332
Viewpoint Rd CSA #25	622425	333
Upper Pleasant Valley 52	622435	334
Westdale Dr CSA 21	622440	335
Whitehouse CSA #18	622445	336
SPECIAL DISTRICT BUDGETS - SCHEDULE 15 - REDEVELOPMENT SUCCESSOR AGENCY		
RDA Admin - LO/SOQ RDA-Capital Project	610110	337
RDA Administration - Property Management	610115	338
RDA Capital Projects Fund	611100	339
RDA Low & Mod Income Housing	612200	340
CO RDA S/A Tax Increment-Cap Proj	136110	341
CO RDA S.A Tax Increment-LMIH	136120	342
APPENDIX		
Adopted Budget Actions for 2019-2020 Fiscal Year		343
Exhibit A - Resolution Adopting the Adopted Budget		347
Exhibit B - Funds Requiring Budgetary Changes in Appropriations Due to Available Financing		349
Exhibit C - Resolution Establishing Fiscal Year 2019-2020 Appropriation Limit		350
- Attachment 1 - Calculation of Appropriations Subject to Limitation 2019-2020		352
- Attachment 2 - Board of Supervisors Governed Districts Appropriation Limitations		353
Exhibit D - Resolutions Accepting Unanticipated Revenue		354
- Ratification of 2018-2019 Yearend AUD74 Budget Transfers		362
Exhibit E - Resolution Cancelling and Appropriating Fund Balance Committed to Natural Disasters		363
2018-2019 Encumbrance Balances Rebudgeted for 2019-2020		366
2019-2020 Tax Rates		370
Resolution Fixing 2019-2020 Tax Rates		372
Exhibit A - 2019-2020 Secured Tax Rates		373
Board Governed Districts Annual Charges		375
Expenditures Agreements to be Renewed for Fiscal Year 2019-2020		381
Revenue Agreements to be Renewed for Fiscal Year 2019-2020		390

Budget
Introduction

BUDGET INTRODUCTION

This budget document conforms to the reporting standards imposed by the State Controller of California. This official document contains many schedules and summaries designed to satisfy the needs of knowledgeable budget users, analysts, accountants and statisticians. Consequently, we have prepared the following foreword to present an overview of the budget which is adopted by the Board of Supervisors in much greater detail herein.

- The total budget or spending plan for the 2019-2020 fiscal year can best be presented in three parts: the general government fund, special revenue funds and special district funds governed by the Board of Supervisors. The table below summarizes these fund types.

General Fund	**$**	**580**	**Million**
Special Purposes Revenue Funds		**93**	**Million**
Subtotal		**673**	**Million**
Special District Funds - Non Enterprise		**50**	**Million**
Total Governmental Funds and Board Governed Special Districts	**$**	**723**	**Million**

- The chart below shows the distribution of governmental funds, which include the general and special revenue funds, by functional areas of government.

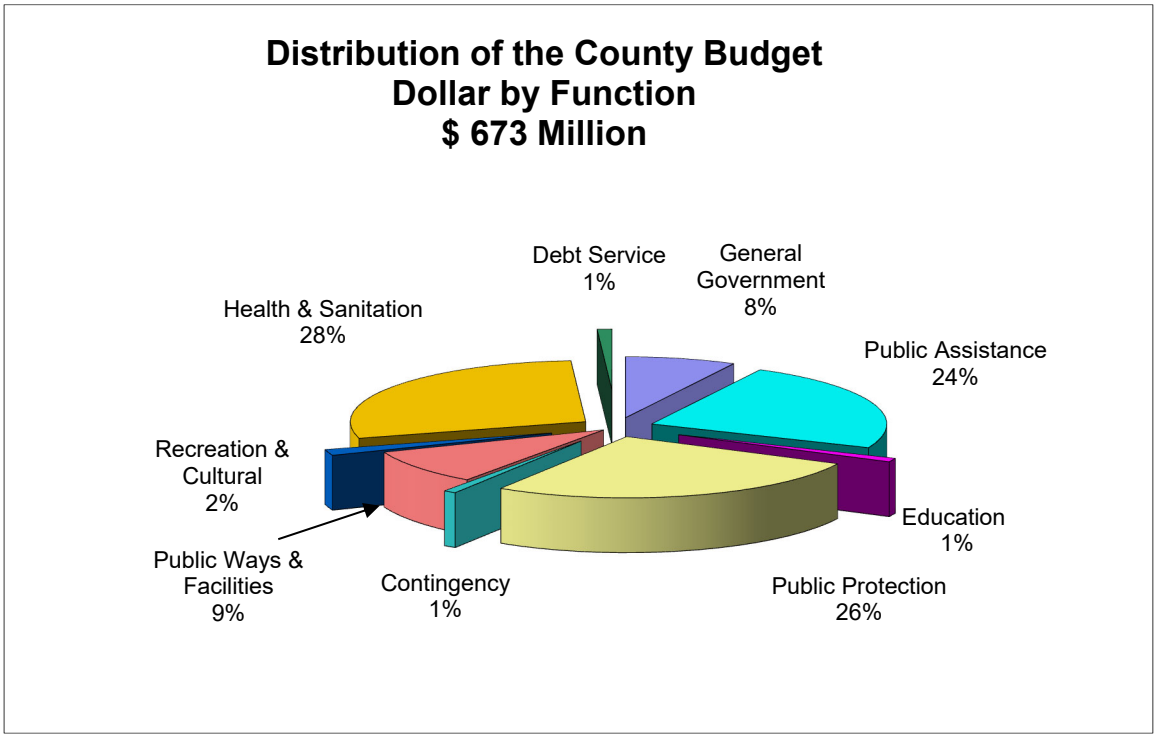

- The next chart shows the revenues by source that support the governmental funds, including the general and special revenue funds.

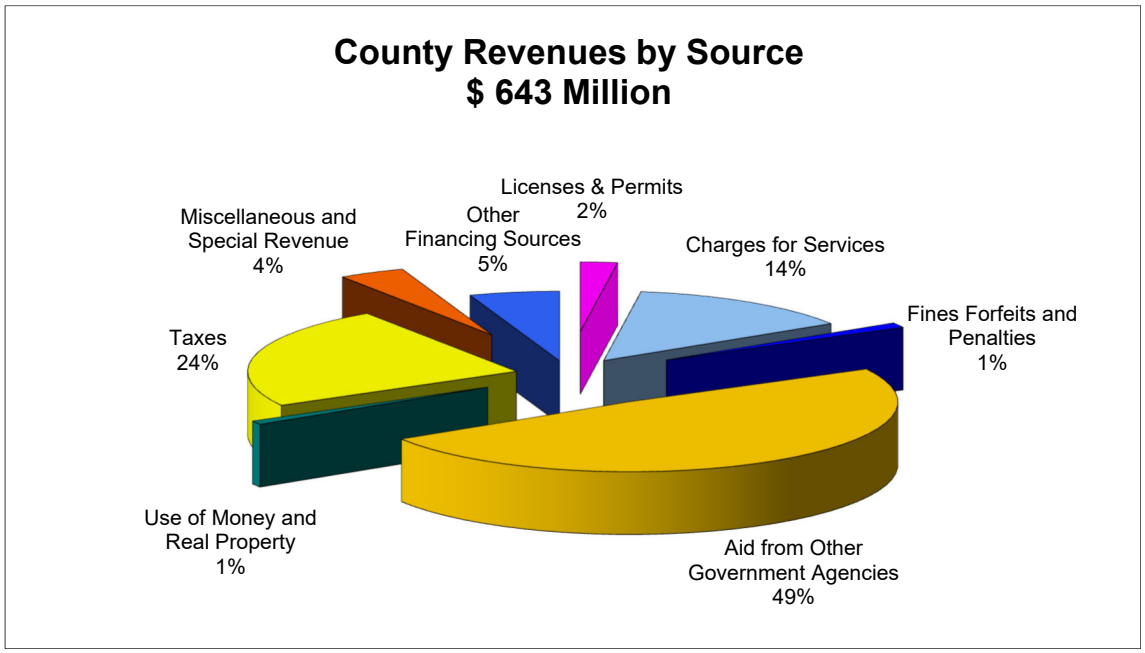

The chart above shows that 49% of revenues are derived from the State of California or the Federal government. This chart demonstrates the extent of mandated State and Federal programs that are carried out by our county government.

- The following chart reflects the net county cost as percentages by functional area of the general fund balance financed from local revenues.

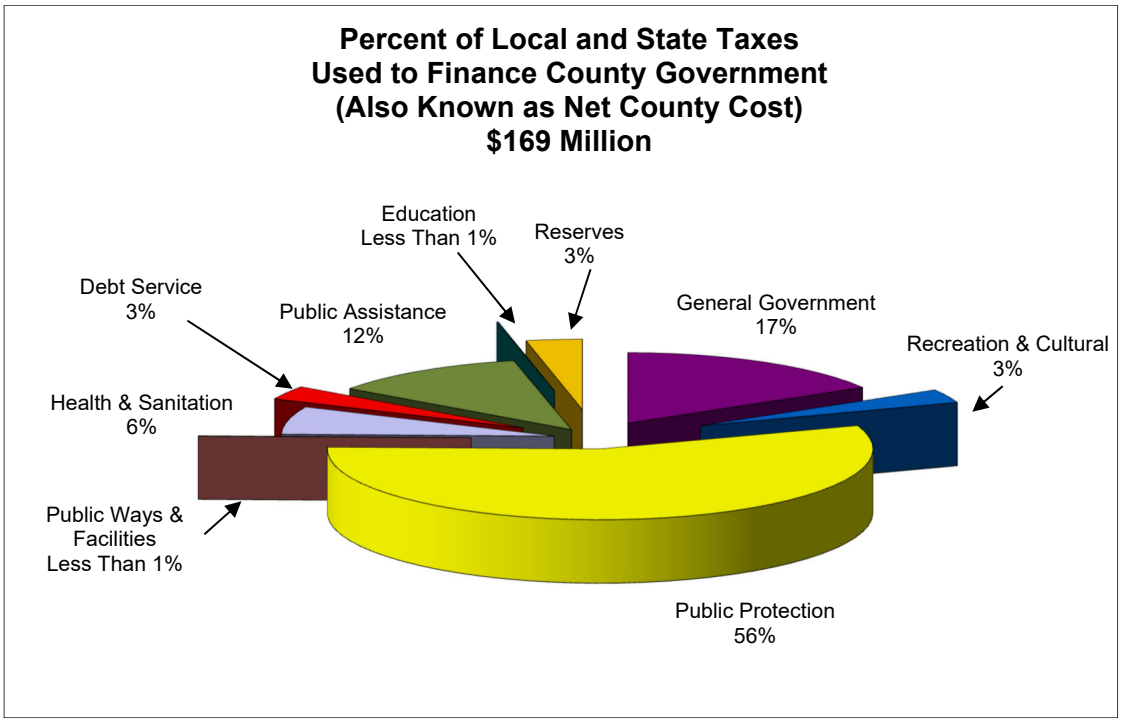

- The following chart shows the increase in the County's population over the past ten years, as well as the change in the number of County full time equivalent (FTE) employees.

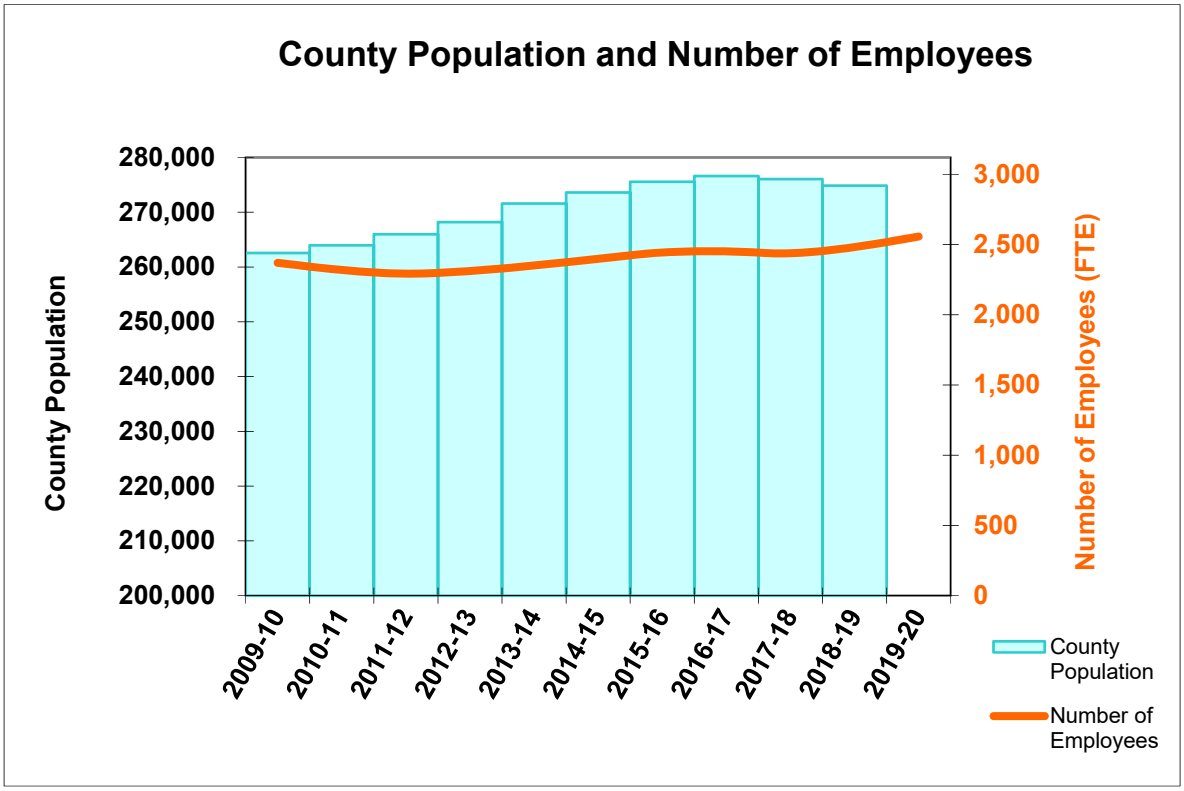

- This chart shows the change in the County's General Fund budget over the past ten years in actual dollars, and that amount adjusted for the growth in the Consumer Price Index and County population over ten years.

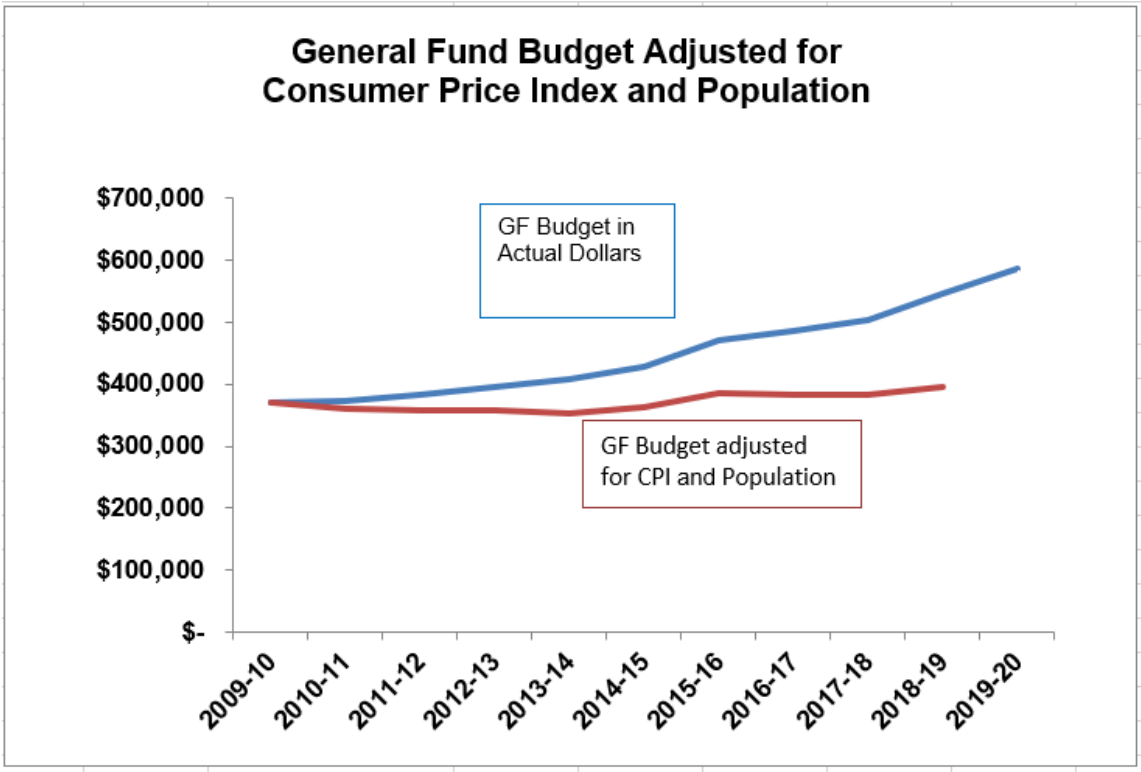

The table below shows the adopted budget for governmental funds by County Department or Activity. This table also reflects the number of employee positions authorized by the Board of Supervisors.

Department Description	Revenue	Expenditures	Net Cost	Budgeted Positions
Agricultural Commissioner	$ 3,567,323	$ 4,352,681	$ 785,358	29.81
Agricultural Extension Ser		141,299	141,299	1.00
Assessor	1,456,823	4,029,592	2,572,769	35.00
Recorder	1,273,280	1,446,669	173,389	consolidated
Auditor-Controller/Treasurer-Tax Collector	3,879,364	5,719,005	1,839,641	45.75
General Revenues		166,121	166,121	
Debt Service	1,492,816	6,765,530	5,272,714	
Contingencies		5,612,609	5,612,609	
Air Pollution		62,849	62,849	
Animal Shelter		1,684,432	1,684,432	
Association of Monterey Bay Area Gov		32,807	32,807	
LAFCO		133,933	133,933	
Community Services		438,399	438,399	
Board of Supervisors		3,019,435	3,019,435	18.00
County Administrative Office	6,747,550	13,043,798	6,296,248	29.00
Plant Acquisition		3,430,302	3,430,302	
County Clerk/Elections	1,238,015	4,291,595	3,053,580	14.00
County Counsel	945,134	2,487,260	1,542,126	20.50
Child Support Services	6,849,297	6,849,297	0	49.00
District Attorney	7,154,232	20,465,213	13,310,981	106.00
Emergency Services	912,209	2,791,235	1,879,026	2.00
General Services	1,506,950	3,465,169	1,958,219	56.00
Grand Jury		55,913	55,913	
Health Services	178,460,473	189,136,387	10,675,914	607.90
Human Services	125,577,441	145,102,377	19,524,936	536.50
Communications Radio Shop	563,077	563,077	0	7.00
Courts	2,282,839	2,008,163	-274,676	
Parks	5,154,954	9,993,537	4,838,583	52.25
Personnel	2,756,252	5,216,079	2,459,827	27.00
Planning	9,787,987	12,694,835	2,906,848	71.50
Probation	19,634,588	27,355,657	7,721,069	128.50
Public Defender	164,000	12,802,160	12,638,160	
Public Works	607,547	838,694	231,147	
Sheriff	28,601,123	83,720,513	55,119,390	377.50
	$ 410,613,274	$ 579,916,622	$ 169,303,348	
General Purpose Revenue	156,662,661		-156,662,661	
Total General Fund	$ 567,275,935	$ 579,916,622	$ 12,640,687	2,214.21

Department Description	Revenue	Expenditures	Net Cost	Budgeted Positions
Other County Funds				
Art In Public Places	$ 52,050	$ 201,700	$ 149,650	
County Library	6,942,776	6,474,774	-468,002	
County Fire	4,636,034	7,046,773	2,410,739	
Fish and Game	7,200	15,000	7,800	
Park Dedication	1,144,442	3,077,008	1,932,566	
Public Works	58,842,379	61,139,010	2,296,631	
County Housing	3,555,966	14,224,439	10,668,473	
Transportation	175,200	554,726	379,526	
Total Other County Funds	$ 75,356,047	$ 92,733,430	$ 17,377,383	0.00
Total County Wide Budget	$ 642,631,982	$ 672,650,052	$ 30,018,070	0.00
Other Budgeted Positions:				
Internal Service Funds and Redevelopment				
General Services - Fleet Services				5.00
Information Service				57.00
Personnel Risk Management, Insurance				12.00
Public Works				268.80
Total Other Budgeted Positions				342.80
Grand Total Budgeted Positions				2,557.01

- The distribution of the County budget for governmental funds by expenditure classifications as a percentage is shown in the following chart.

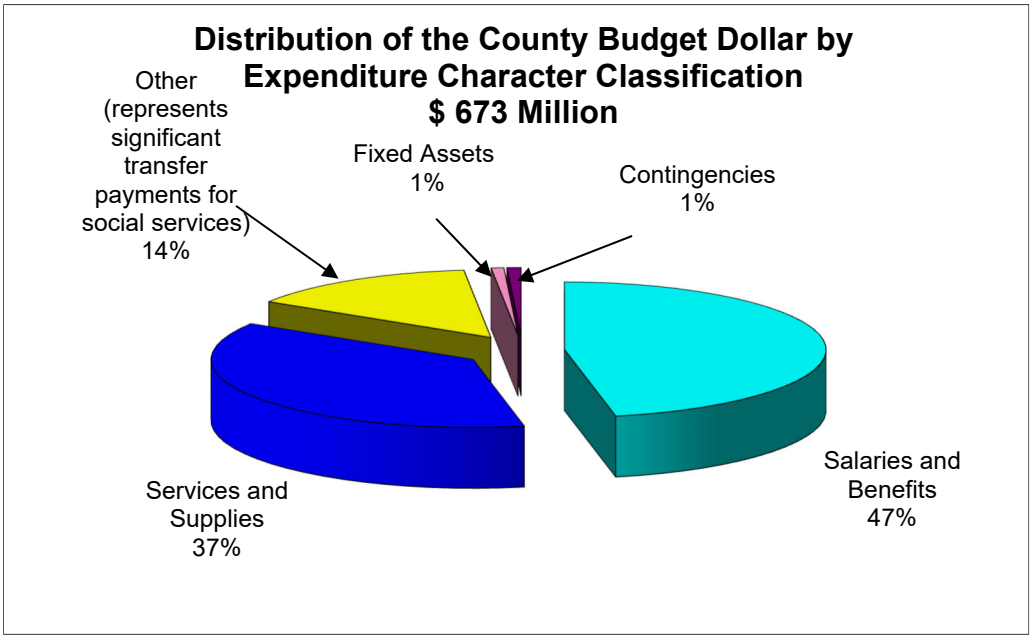

- The following table presents comparative data for the current and prior year for all governmental funds.

Comparative Adopted Budget Summaries
Fiscal Years 2019-2020 and 2018-2019

	2019-2020	2018-2019	Change	% Change
Governmental Funds (General and Special Revenue Funds)				
Total Available Financing	$642,631,982	$617,839,524	$24,792,458	4.01%
Estimated Financing Uses	$672,650,052	$640,583,034	$32,067,018	5.01%
Authorized Positions	2,557.01	2,482.90	74.11	2.98%
General Fund Only				
Total Available Financing	$567,275,935	$533,808,540	$33,467,395	6.27%
Estimated Financing Uses	$579,916,622	$540,312,721	$39,603,901	6.83%
Authorized Positions	2,214.21	2,142.10	72.11	3.37%

- The table below shows the changes in staffing by department.

Changes In Staffing By Department

Health Services Agency	39.70
Human Services	0.00
Planning Department	(0.50)
Probation	1.00
Sheriff Coroner	21.50
All Others	11.41
Total Staffing Changes	74.11

- The following chart shows the distribution of all local property taxes to be apportioned in 2019-2020.

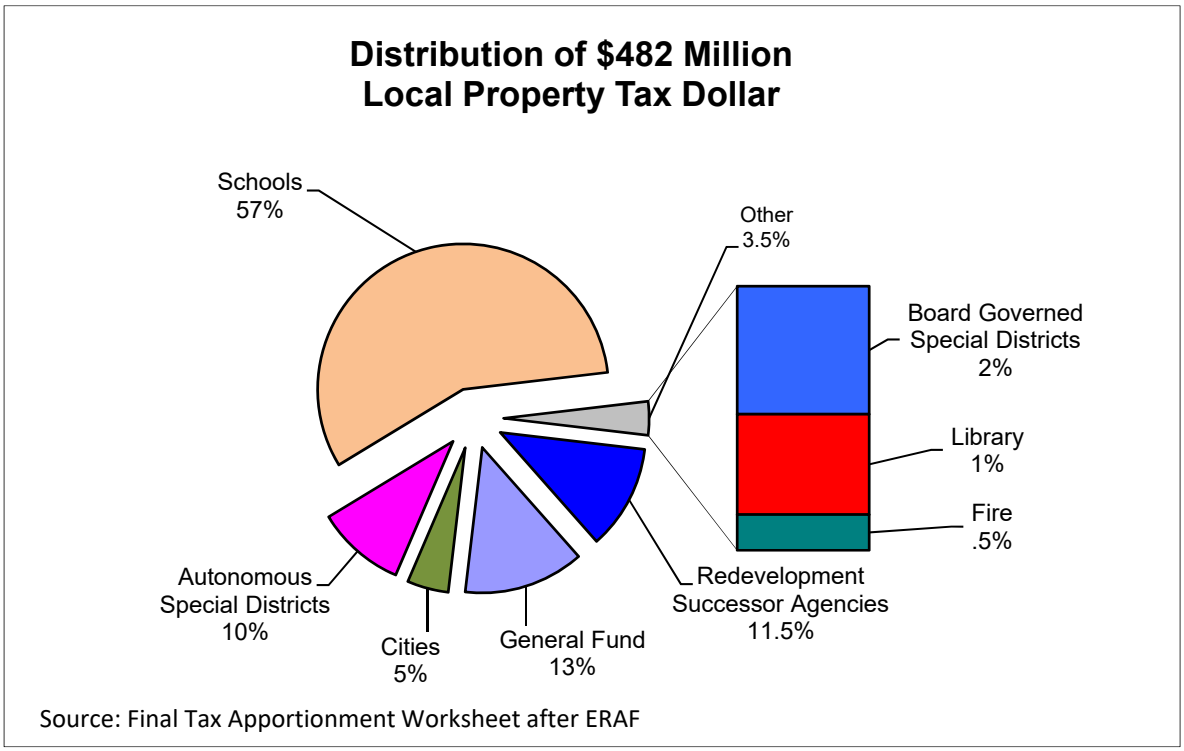

- The following chart shows the distribution by function of the budgets of Special Districts Governed by the Board of Supervisors – Non Enterprise Funds.

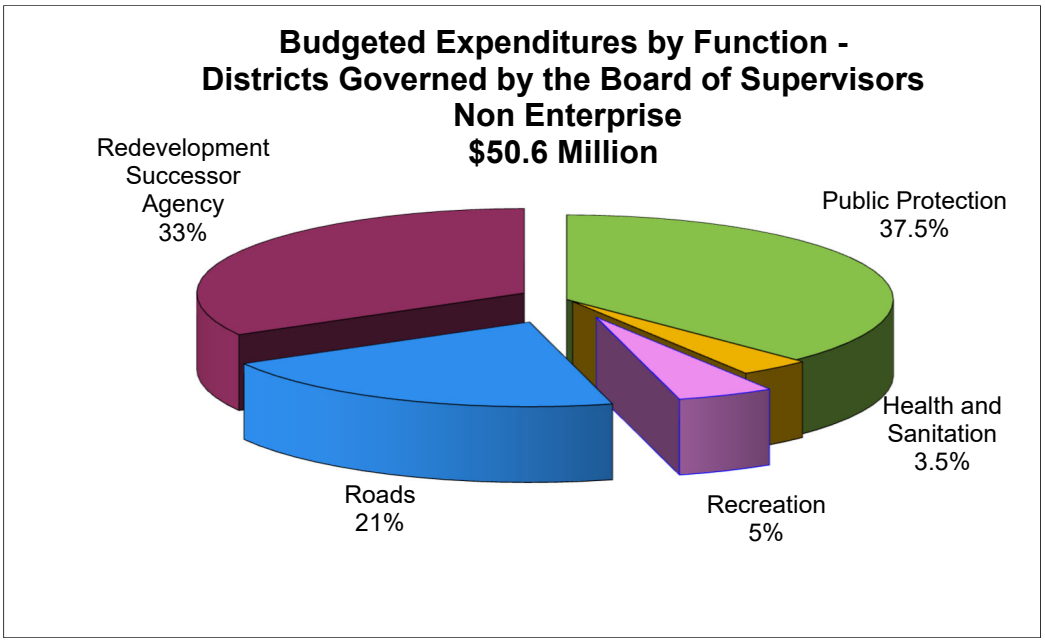

- The following schedules show budgeted department revenues and expenditures by character and function.

COUNTY OF SANTA CRUZ
COUNTYWIDE BUDGETED FINANCIAL SOURCES SUMMARY
FISCAL YEAR 2019-2020

Dep	Fund	Department		Taxes 01	Licenses, Permits and Franchises 05	Fines, Forfeitures, and Assessments 07	Revenue from Use of Money and Property 10	Inter-Governmental Revenue 15
09	10	Assessor	$	1,000				
12	10	Auditor-Controller/Treasurer		140,000	250			
13	10	Custodial		140,320,972	5,313,145	4,684,105	3,478,135	1,226,299
15	10	Board of Supervisors						
18	10	County Administrative Office			368,000	125,000		101,500
19	10	Plant						
19	21	Plant					34,495	1,019,647
21	10	County Clerk Elections			150			650,585
24	10	County Counsel		11,731		20,000		
30	10	Emergency Services						
33	10	General Services					73,620	
43	10	Communications					38,311	
51	10	Personnel						
60	10	Public Works					8,487	
		General Government	$	140,473,703	5,681,545	4,829,105	3,633,048	2,998,031
03	10	Agricultural Commissioner			3,000	10,500		1,412,702
13	10	Custodial						
13	21	Custodial				7,000	200	
23	10	County Recorder						
25	10	Child Support Services						6,849,297
27	10	District Attorney				36,411		5,124,149
30	10	Emergency Services						180,870
30	26	Emergency Services		2,382,728			87,001	703,069
35	10	Grand Jury						
45	10	Courts				1,946,952		200,000
54	10	Planning			5,658,533	18,000		210,357
57	10	Probation				22,500		19,307,723
59	10	Public Defender						111,000
60	10	Public Works						
66	10	Sheriff			91,520	125	3,400	22,408,451
		Public Protection	$	2,382,728	5,753,053	2,041,488	90,601	56,507,618
60	10	Public Works			150,000			
60	21	Public Works					200	
60	25	Public Works		2,648,392			-136,000	44,720,260
		Public Ways & Facilities	$	2,648,392	150,000	0	-135,800	44,720,260
03	10	Agricultural Commissioner						
13	10	Custodial						
36	10	Health Services			2,667,573	197,997	421,562	98,726,433
		Health & Sanitation	$	0	2,667,573	197,997	421,562	98,726,433
13	21	Custodial					268,415	620,952
39	10	Human Services			62,000			109,708,299
57	10	Probation						
66	10	Sheriff						
		Public Assistance	$	0	62,000	0	268,415	110,329,251
06	10	Agricultural Extension Ser						
13	26	Custodial		6,852,776				90,000
		Education	$	6,852,776	0	0	0	90,000
13	10	Custodial						
13	21	Custodial					5,050	
49	10	Parks					881,103	397,162
		Recreation & Cultural	$	0	0	0	886,153	397,162
13	10	Custodial				287,460	333,829	
		Debt Service	$	0	0	287,460	333,829	0
13	10	Custodial						
		Contingencies	$	0	0	0	0	0
			$	152,357,599	14,314,171	7,356,050	5,497,808	313,768,755

Charges for Services 19	Miscellaneous Revenues 23	Other Financing Sources 25	Other Governmental Unit Revenue 29	Total Budgeted Revenues	Total Budgeted Expenditures	Net County Cost
1,455,823				1,456,823	4,029,592	2,572,769
3,429,240	174,525	135,349		3,879,364	5,719,005	1,839,641
-55,082	1,674,522	20,565		156,662,661	166,121	-156,496,540
				0	3,019,435	3,019,435
1,206,005	4,945,045		2,000	6,747,550	13,043,798	6,296,248
					3,430,302	3,430,302
90,300				1,144,442	3,077,008	N/A
587,280				1,238,015	4,291,595	3,053,580
906,155	7,248			945,134	2,487,260	1,542,126
685,000				685,000	2,163,022	1,478,022
1,299,707	133,623			1,506,950	3,465,169	1,958,219
524,766				563,077	563,077	0
2,754,472	1,780			2,756,252	5,216,079	2,459,827
328,060	21,000			357,547	523,694	166,147
13,211,726	6,957,743	155,914	2,000	177,942,815	51,195,157	-128,680,224
401,339	600			1,828,141	2,613,499	785,358
				0	1,851,172	1,851,172
				7,200	15,000	N/A
1,259,000	10,300	3,980		1,273,280	1,446,669	173,389
				6,849,297	6,849,297	0
1,993,672				7,154,232	20,465,213	13,310,981
46,339				227,209	628,213	401,004
1,463,236				4,636,034	7,046,773	N/A
				0	55,913	55,913
60,887	75,000			2,282,839	2,008,163	-274,676
3,520,070	267,228	113,799		9,787,987	12,694,835	2,906,848
116,553	187,812			19,634,588	27,086,282	7,451,694
53,000				164,000	12,802,160	12,638,160
100,000				100,000	100,000	0
6,037,086	48,325	11,216		28,600,123	83,678,513	55,078,390
15,051,182	589,265	128,995	0	82,544,930	179,341,702	94,378,233
				150,000	215,000	65,000
175,000				175,200	554,726	N/A
2,991,938	1,899,059	6,718,730		58,842,379	61,139,010	N/A
3,166,938	1,899,059	6,718,730	0	59,167,579	61,908,736	65,000
		1,739,182		1,739,182	1,739,182	0
				0	62,849	62,849
53,057,354	14,111,365	9,278,189		178,460,473	189,136,387	10,675,914
53,057,354	14,111,365	11,017,371	0	180,199,655	190,938,418	10,738,763
500,000	1,766,599	400,000		3,555,966	14,224,439	N/A
214,894	147,025	15,445,223		125,577,441	145,102,377	19,524,936
				0	269,375	269,375
1,000				1,000	42,000	41,000
715,894	1,913,624	15,845,223	0	129,134,407	159,638,191	19,835,311
				0	141,299	141,299
				6,942,776	6,474,774	N/A
0	0	0	0	6,942,776	6,616,073	141,299
				0	438,399	438,399
	47,000			52,050	201,700	N/A
3,834,499	42,190			5,154,954	9,993,537	4,838,583
3,834,499	89,190	0	0	5,207,004	10,633,636	5,276,982
		871,527		1,492,816	6,765,530	5,272,714
0	0	871,527	0	1,492,816	6,765,530	5,272,714
				0	5,612,609	5,612,609
0	0	0	0	0	5,612,609	5,612,609
89,037,593	25,560,246	34,737,760	2,000	642,631,982	672,650,052	12,640,687

COUNTY OF SANTA CRUZ
COUNTYWIDE BUDGETED FINANCIAL USES SUMMARY
FISCAL YEAR 2019-2020

Dep	Fund	Department		Salaries & Benefits 50	Services & Supplies 60	Other Charges 70	Fixed Assets 80
09	10	Assessor	$	3,078,835	774,228	258,420	
12	10	Auditor-Controller/Treasurer		5,617,813	2,360,710	323	135,349
13	10	Custodial			454,843	620,373	
15	10	Board of Supervisors		2,913,563	175,202	3,236	
18	10	County Administrative Office		5,451,338	8,505,837	68,055	
19	10	Plant			700,000		
19	21	Plant			53,752	40,532	2,962,159
21	10	County Clerk Elections		2,345,756	1,509,404	436,435	
24	10	County Counsel		4,161,369	217,953	3,524	
30	10	Emergency Services			1,875,422	287,600	
33	10	General Services		6,575,010	4,765,658	454,338	8,200
43	10	Communications		955,050	484,629	208,425	20,000
51	10	Personnel		3,909,172	2,657,777	5,208	
60	10	Public Works			523,694		
		General Government	$	35,007,906	25,059,109	2,386,469	3,125,708
03	10	Agricultural Commissioner		2,406,889	395,910	1,329	
13	10	Custodial				1,851,172	
13	21	Custodial				15,000	
23	10	County Recorder		892,049	440,363	114,257	
25	10	Child Support Services		5,939,875	705,537	203,885	
27	10	District Attorney		18,479,165	2,129,042	419,185	
30	10	Emergency Services		280,223	347,990		
30	26	Emergency Services		130,470	5,091,436	295,867	1,329,000
35	10	Grand Jury			55,913		
45	10	Courts			270,300	1,737,863	
54	10	Planning		10,182,170	2,687,628	593,869	
57	10	Probation		17,621,625	9,564,658	57,154	
59	10	Public Defender			12,802,160		
60	10	Public Works			100,000		
66	10	Sheriff		63,309,208	19,414,187	576,141	213,302
		Public Protection	$	119,241,674	54,005,124	5,865,722	1,542,302
60	10	Public Works			215,000		
60	21	Public Works			554,726		
60	25	Public Works			61,139,010		
		Public Ways and Facilities	$	0	61,908,736	0	0
03	10	Agricultural Commissioner		1,243,903	455,279		
13	10	Custodial				62,849	
36	10	Health Services		88,355,977	74,981,608	26,641,916	323,334
		Health & Sanitation	$	89,599,880	75,436,887	26,704,765	323,334
13	21	Custodial			1,171,207	11,960,916	
39	10	Human Services		64,429,314	22,293,617	58,678,829	72,000
57	10	Probation			30,000	239,375	
66	10	Sheriff			42,000		
		Public Assistance	$	64,429,314	23,536,824	70,879,120	72,000
06	10	Agricultural Extension Ser		103,450	37,849		
13	26	Custodial			5,123,001	46,014	
		Education	$	103,450	5,160,850	46,014	0
13	10	Custodial			37,109	401,290	
13	21	Custodial			20,000		181,700
49	10	Parks		6,917,514	3,627,509		
		Recreation & Cultural	$	6,917,514	3,684,618	401,290	181,700
13	10	Custodial			149,250	603,000	
		Debt Service	$	0	149,250	603,000	0
13	10	Custodial					
		Contingencies	$	0	0	0	0
				315,299,738	248,941,398	106,886,380	5,245,044

Other Financing Uses 90	Intrafund Transfers 95	Contingencies 98	Total Budgeted Expenditures	Total Budgeted Revenues	Net County Cost
	-81,891		4,029,592	1,456,823	2,572,769
	-2,395,190		5,719,005	3,879,364	1,839,641
195,000	-1,104,095		166,121	156,662,661	-156,496,540
	-72,566		3,019,435	0	3,019,435
	-981,432		13,043,798	6,747,550	6,296,248
2,100,000	630,302		3,430,302		3,430,302
20,565			3,077,008	1,144,442	N/A
			4,291,595	1,238,015	3,053,580
	-1,895,586		2,487,260	945,134	1,542,126
			2,163,022	685,000	1,478,022
	-8,338,037		3,465,169	1,506,950	1,958,219
	-1,105,027		563,077	563,077	0
	-1,356,078		5,216,079	2,756,252	2,459,827
			523,694	357,547	166,147
2,315,565	-16,699,600	0	51,195,157	177,942,815	-128,680,224
	-190,629		2,613,499	1,828,141	785,358
			1,851,172	0	1,851,172
			15,000	7,200	N/A
			1,446,669	1,273,280	173,389
			6,849,297	6,849,297	0
	-562,179		20,465,213	7,154,232	13,310,981
			628,213	227,209	401,004
		200,000	7,046,773	4,636,034	N/A
			55,913	0	55,913
			2,008,163	2,282,839	-274,676
	-768,832		12,694,835	9,787,987	2,906,848
	-157,155		27,086,282	19,634,588	7,451,694
			12,802,160	164,000	12,638,160
			100,000	100,000	0
165,675			83,678,513	28,600,123	55,078,390
165,675	-1,678,795	200,000	179,341,702	82,544,930	94,378,233
			215,000	150,000	65,000
			554,726	175,200	N/A
			61,139,010	58,842,379	N/A
0	0	0	61,908,736	59,167,579	65,000
40,000			1,739,182	1,739,182	0
			62,849	0	62,849
16,652,783	-17,819,231		189,136,387	178,460,473	10,675,914
16,692,783	-17,819,231	0	190,938,418	180,199,655	10,738,763
1,092,316			14,224,439	3,555,966	N/A
	-371,383		145,102,377	125,577,441	19,524,936
			269,375	0	269,375
			42,000	1,000	41,000
1,092,316	-371,383	0	159,638,191	129,134,407	19,835,311
			141,299	0	141,299
1,305,759			6,474,774	6,942,776	N/A
1,305,759	0		6,616,073	6,942,776	141,299
			438,399	0	438,399
			201,700	52,050	N/A
	-551,486		9,993,537	5,154,954	4,838,583
0	-551,486	0	10,633,636	5,207,004	5,276,982
7,187,988	-1,174,708		6,765,530	1,492,816	5,272,714
7,187,988	-1,174,708	0	6,765,530	1,492,816	5,272,714
		5,612,609	5,612,609	0	5,612,609
0	0	5,612,609	5,612,609	0	5,612,609
28,760,086	-38,295,203	5,812,609	672,650,052	642,631,982	12,640,687

In the following Table you will find a legend of each budget organizational unit indicating the name of the responsible department head and a brief description of the purpose of that organizational unit.

TABLE OF ORGANIZATIONAL UNIT DESCRIPTIONS

AGRICULTURAL COMMISSION **Juan Hidalgo, Agricultural Commissioner** Unit Numbers: 03/00/00, 130320, 130321	Fund: Function: Activity:	General Public Protection Protection Inspection

The services and functions of the Agricultural Commissioner's Office are primarily regulatory; enforcing laws and regulations of the California Food and Agricultural Code, the California Health and Safety Code, the California Business and Professions Code and the California Code of Regulations. This budget includes three main divisions: Weights and Measures, Agricultural Inspection and Mosquito and Vector Control. The primary areas of service for the divisions are: Pest Prevention and Exclusion, Environmental Protection, Consumer Protection and Mosquito Abatement/Vector Control.

AGRICULTURAL EXTENSION **Mark Bolda, County Director** Unit Number: 06/00/00	Fund: Function: Activity:	General Education Agriculture Education

The Agricultural Extension Service is a cooperative County, State and Federal activity authorized by the federal Smith Lever Act. The University of California provides the professional staff for the Agricultural Extension and overall supervision and management of the program. The County provides office space, transportation, supplies, and clerical support. The program undertakes educational and research projects in agriculture and provides technical advice to farmers, landscapers, home gardeners, and the general public. The program also includes research and education programs directed towards coastal and marine resources and youth development related to citizenship, life and leadership skills, science and technology.

ASSESSOR **Sean Saldavia, Assessor-Recorder** Unit Number: 09/00/00	Fund: Function: Activity:	General General Government Finance

The Assessor is responsible for locating, identifying and assessing all taxable property within the County of Santa Cruz. The Assessor directs the performance and coordination of all assessment activities, maintains contacts with legislators and state regulatory bodies, and participates in the rule making, standards development, and legislative activities of the California Assessors' Association. The Assessor's Office is organized into two major program areas: valuation and administration.

RECORDER **Sean Saldavia, Assessor-Recorder** Unit Number: 23/00/00	Fund: Function: Activity:	General Public Protection Other Protection

The Recorder's Office maintains a perpetual record of real property transactions and vital statistics. Functions of the department include recording real property records such as deeds, deeds of trust, reconveyances, notices of completion, financing documents, maps, state and federal tax liens, and mechanics liens. Documents are indexed, scanned and microfilmed as a permanent record and stored in a temperature controlled environment. The department collects recording fees, document transfer tax on transfers of real property and copy fees for providing copies of recorded documents. Records are open for public inspection and staff provides assistance to the public in searching recorded transactions.

AUDITOR-CONTROLLER / TREASURER TAX COLLECTOR **Edith Driscoll, Auditor-Controller / Treasurer-Tax Collector** Unit Number: 12/00/00	Fund: Function: Activity:	General General Government Finance

The Auditor-Controller / Treasurer-Tax Collector (ACTTC) serves as the chief financial officer of County government and as financial advisor to the Board of Supervisors, the County Administrative Officer and autonomous special districts. The ACTTC is responsible for oversight of the accounting functions, county-wide accounting policies and procedures, property tax distribution, and performing internal and external audits. The ACTTC maintains custody of and manages and invests County and other public agency money; collects property taxes, other money and revenue; serves as the funds depository for County departments and other public entities, including all public schools, special districts, and Board-governed districts; and manages the County collections program. All of the programs described are mandated by the State Revenue and Taxation Code, the Government Code, the Streets and Highways Code, the Welfare and Institutions Code, or by local ordinance. The ACTTC's Office includes four divisions: the General Accounting Division, the Audit and Systems Division, and the Treasury & Tax Collections Division, and the Central Collections Division.

BOARD OF SUPERVISORS **Ryan Coonerty, Chair** Unit Number: 15/00/00	Fund: Function: Activity:	General General Government Legislative & Administrative

Pursuant to the provisions of the California Constitution, the Board of Supervisors governs the Santa Cruz County unincorporated area and is the executive and legislative body of the County of Santa Cruz. In its executive role, the Board sets priorities and policies for the overall operations of the various County departments and districts, approves the County budget, supervises the official conduct of County officers and employees, controls all County property, and appropriates and spends money on programs that meet the needs of County residents. The Board also has the power to direct and control the conduct of litigation in which the County or any public entity which the Board governs is a party. In its legislative role, the Board may act by resolution, by Board order, or by ordinance. In addition, the Board sits in a quasi-judicial role in the case of appeals of land use decisions and tax issues.

Members of the Board of Supervisors serve on the governing bodies of a number of other entities separate from the County, including the Santa Cruz County Capital Financing Authority, County Service Areas, the Santa Cruz County Flood Control and Water Conservation District, and County road and lighting maintenance districts. Board members also serve on local and regional agencies and boards such as the Association of Monterey Bay Area Governments, the Local Agency Formation Commission, the Library Joint Powers Authority Board, the Santa Cruz County Regional Transportation Commission and the Santa Cruz Metropolitan Transit District.

CHILD SUPPORT SERVICES **Jamie Murray, Director** Unit Number: 25/00/00	Fund: Function: Activity:	General Public Protection Other Protection

The Department of Child Support Services is responsible for providing federally mandated child support services including the establishment of court orders for paternity and child support, the review and adjustment of child support obligations based on changed circumstances and the collection of support payments. The Department provides regional services to Santa Cruz and San Benito counties.

The Santa Cruz/San Benito County Regional Department of Child Support Services was created in October 2002 through an agreement between Santa Cruz and San Benito counties with Santa Cruz serving as the lead county. Child Support Services, as part of the California's child support program, is administered by the California Department of Child Support Services. The Department continues to operate without direct cost to the County General Fund and receives its revenue from federal and state funding.

COUNTY ADMINISTRATIVE OFFICE **Carlos Palacios, County Administrative Officer** Unit Number: 18/00/00	Fund: Function: Activity:	General General Government Legislative & Administrative

The County Administrative Officer works under the policies and direction of the Board of Supervisors. The duties of the County Administrative Officer are specified in the County Code and include preparation and supervision of the County's budget, legislative analysis, contract and grant administration, intergovernmental relations, supervision of non-elected department heads, and oversight of all departmental functions.

The County Administrative Officer is also the ex-officio Clerk of the Board, Director of Emergency Services, Executive Director of the Public Finance Authority, and a member of Santa Cruz Regional 911 Joint Powers Authority (JPA) Board, Library Joint Powers Authority Board, Library Facilities Financing Authority Board, and the Animal Services Authority Board of Directors. The County Administrative Office also administers activities related to tourism promotion, including activities associated with the county-wide Tourism Marketing District, the Homeless Action Partnership Strategic Plan, the Economic Development and Cannabis licensing activities.

COUNTY CLERK **Gail Pellerin, County Clerk** Unit Number 21/00/00	Fund: Function: Activity:	General General Government Election

The Office of the County Clerk has two major divisions: Clerk Services and Elections.

Responsibilities of the Clerk Services Division include issuing marriage licenses; filing fictitious business names; serving as a passport application acceptance agency; administering notary oaths; appointing deputy commissioners for a day; performing marriage ceremonies; processing legal document assistant, unlawful detainer assistant, process server, and professional photocopier applications; as well as maintaining the Roster of Public Agencies and managing the oaths from County employees and officers.

Responsibilities of the Elections Division include conducting elections for all federal, state, county, school district, special district and city offices, and all measures and propositions at the state and local level. The elections staff manages voter registration, coordinates voter outreach, manages candidate and elected officials' filings, recruits and trains election officers, establishes polling places, and implements all state and federal election laws.

COUNTY COUNSEL **Dana McRae, County Counsel** Unit Number: 24/00/00	Fund: Function: Activity:	General General Government Counsel

County Counsel provides legal representation to the County of Santa Cruz in civil matters. The office is responsible for defending, representing, and providing legal advice to the Board of Supervisors, County departments and officials, Special Districts governed by the Board of Supervisors, and many County commissions and boards. County Counsel also provides legal advice to many independent special districts and local agencies, including the Santa Cruz County Sanitation District, the Santa Cruz Regional 911 JPA, the Santa Cruz Mid-County Groundwater Agency, and the Local Agency Formation Commission (LAFCO). County Counsel also supervises the County's Criminal Defense Conflicts Program.

DISTRICT ATTORNEY **Jeffrey S. Rosell, District Attorney** Unit Number: 27/00/00	Fund: Function: Activity:	General Public Protection Public Protection

The District Attorney's Office is responsible for prosecuting felony and misdemeanor crimes committed in Santa Cruz County as well as traffic infractions, election law violations, County ordinance violations, and juvenile cases. The District Attorney advises and conducts investigations for the Grand Jury, and conducts consumer protection investigations and prosecutions, including welfare fraud, false advertising, embezzlement cases, and environmental law violations. The Office also provides leadership of multi-jurisdictional task forces comprised of local allied law enforcement agencies, which combat drug and gang activity, as well as vehicle theft. The Office operates the Victim Witness Assistance Program, and a Bureau of Investigations, which is staffed by Peace Officers as defined by Section 830.1 of the California Penal Code who are responsible for investigating cases in preparation for trial.

In addition, the Office is an integral member of the Community Corrections Partnership which was originally established to develop and implement plans for dealing with the financial and operational effects of Assembly Bill 109, the Public Safety Realignment Act, which allows specified lower-level inmates and parolees to serve their sentence in county jails instead of state prisons. The DAO also spearheads and staffs specialty courtrooms designed to address issues and needs specifically related to truancy, veterans and behavioral health and will be conducting a feasibility study for the potential introduction of a new neighborhood court. Finally, the DAO is currently leading and staffing a Multi-Disciplinary Interview Center (MDIC) in this county. This type of facility is critical for interviewing child and adult victims of sexual and physical abuse, as well as domestic violence. In the additional elected capacity of Public Administrator, the District Attorney is responsible for the administration of probate estates, including the sale and transfer of real and personal property.

OFFICE OF EMERGENCY SERVICES **Michael Beaton, Director** Unit Number 30/00/00	Fund: Function: Activity:	General Public Protection Other Protection

The Office of Emergency Services (OES), a division of the General Services Department, is responsible for the emergency planning and response coordination for the County of Santa Cruz. The administrative, clerical and fiscal functions of OES are supported within the Administrative Division of the General Services Department. County OES manages County Fire Services and Homeland Security contracts, and serves as staff to the Emergency Management Council.

GENERAL SERVICES **Michael Beaton, Director** Unit Number: 33/00/00	Fund: Function: Activity:	General General Government Internal Support

The General Services Department includes Administration and four operational divisions: Project Management, Facilities Management, Fleet Operations and Purchasing (which includes the County Warehouse). In addition to these functions, the General Services Department also provides management oversight and administrative support to the County Office of Emergency Services, which includes the County Fire Department and CSA 4/48.

The Department also provides support services to County departments, manages the County's Living Wage Program for private sector contracts, administers the County's energy management program, safety program, and the Transportation Reduction Incentive Program which provides transportation alternatives for employees.

GRAND JURY **John Gallagher, Presiding Judge for the Grand Jury** Unit Number: 35/00/00	Fund: Function: Activity:	General Public Protection Judicial

The Grand Jury is an independent body under the jurisdiction of the Court with primary responsibilities to perform an oversight function for local governments, including cities, joint power agencies, special districts, and redevelopment successor agencies.

HEALTH SERVICES AGENCY **Mimi Hall, Director** Unit Number: 36/00/00	Fund: Function: Activity:	General Health and Sanitation Health

The Health Services Agency provides health advocacy, planning, permitting, inspections, and services designed to promote and protect the health of the community and the environment. Services include public health, environmental health, behavioral health (Mental Health and Substance Use Disorder Services), primary care, emergency medical services, indigent care provided directly and through contract providers. Services are organized into six major program areas: Public Health; Environmental Health; Outpatient Medical Clinics; Behavioral Health; Benefits (Indigent Medical Care - Medi-Cruz) and Agency Administration.

HUMAN SERVICES DEPARTMENT **Ellen Timberlake, Director** Unit Number: 39/00/00	Fund: Function: Activity:	General Public Assistance and Public Protection

Santa Cruz County is mandated by state and federal law to provide a variety of human services to its residents. These social safety net services are provided by the Human Services Department and are designed to protect the vulnerable, promote self-sufficiency, alleviate poverty and improve the quality of life. Services are delivered through several major program areas: Child Welfare, Adult Protection, In-Home Services, Veterans Services, CalWORKS, Calfresh, Workforce Innovation and Opportunity Act, CORE Investments, and Aid Payments. They are organized in the following seven General Fund Budget Indexes:

- Homelessness Programs (391200)
- Workforce Innovation and Opportunity Act grant (391600)
- Staffing and operating costs for social services programs, including administrative staff, cash assistance and public benefit programs, and overall administration of the Agency (392100)
- Categorical Aid payments to recipients of public assistance (392200)
- Aid payments to General Assistance clients (392300)
- Family Relations/Grants (392400)
- Veterans Services staffing and operating costs (393000)
- CORE Investments (395200)

INFORMATION SERVICES **Kevin Bowling, Director** Unit Number: 42/00/00	Fund: Function: Activity:	General General Government Internal Support

The Information Services Department (ISD) provides technology solutions to County departments to assist them with improving productivity and public services. The Department provides business analysis, project management, software development, GIS and infrastructure resources to help County departments determine the best solutions to meet their needs. Both ISD developed and vendor solutions are supported, and various enterprise software contracts are managed by ISD. The Department operates and supports a broad variety of products and services for County departments including planning, fiscal and payroll applications, and public safety applications which require twenty-four hours per day, seven days per week support and reliability. The Department is responsible for data and voice communication, including local, wide-area and wireless networks, virtual and physical servers, hardware, software and desktop troubleshooting and support. The Department manages the public safety radio network infrastructure as well as the mobile and handheld radios.

PARKS, OPEN SPACE AND CULTURAL SERVICES **Jeff Gaffney, Director** Unit Number: 49/00/00	Fund: Function: Activity	General Fund Recreation Parks, Open Space and Cultural Services

The Department of Parks, Open Space and Cultural Services operates the County's diverse Park System. The Department's mission is to acquire, develop and provide safe, well designed and maintained parks and offer a wide variety of recreational and cultural opportunities for the community. The Department is also responsible for the support of the Santa Cruz County Parks and Recreation Commission and the Arts Commission.

PERSONNEL **Ajita Patel, Director** Unit Number: 51/00/00	Fund: Function: Activity:	General General Government Personnel

The Personnel Department is responsible for all personnel activities including recruitment, classification, employee relations, labor negotiations, training, equal employment opportunity training and investigation, employee records, and Americans with Disabilities Act compliance. The Risk Management division is responsible for the management of the liability, property, workers' compensation and unemployment insurances. Furthermore, the Risk Management division administers the Retiree Health Insurance Reimbursement Program, Deferred Compensation Program, County's leave of absence and Time Bank Programs. The Employee Benefits division administers the County insured health programs, COBRA, life, dental, vision, long-term disability insurances, and the employee assistance program. The department also serves as staff to the following Commissions: Civil Service, Equal Employment Opportunity, Disabilities, Seniors, Latino Affairs, Women's, and Mobile and Manufactured Home. In addition, the department administers the County Volunteer Initiative Program and the Department ensures that all County programs and services are accessible to all segments of the community.

PLANNING **Kathleen Molloy, Director** Unit Number: 54/00/00	Fund: Function: Activity:	General Public Protection Other Protection

The Planning Department is responsible for providing comprehensive planning and permit processing services for the unincorporated County area. The Department is responsible for developing, implementing and enforcing County land use ordinances and policies; administering environmental protection programs; processing and issuing building, zoning, and other development permits; carrying out long-range housing and community development programs; overseeing a variety of affordable housing assistance efforts; and operating neglected property and hazardous site/building programs. The Department also provides staff support to the Planning Commission, Historic Resources Commission, Agricultural Policy Advisory Commission, the Commission on the Environment and the Housing Advisory Commission. Finally, the Department oversees programs financed by a variety of special funds required to oversee the County's affordable housing activities.

PLANT ACQUISITION **Carlos Palacios, County Administrative Officer** Index Code: 19/00/00	Fund: Function: Activity:	General/Capital Projects General Government Plant Acquisition

This budget provides for the general fund contribution to the Capital Projects Fund 40 which includes the appropriations and project revenues for all Plant Acquisition projects. The Capital Projects Fund 40 includes only those facility projects with an estimated cost in excess of $25,000. Facility projects with an estimated cost of less than $25,000 are budgeted with any corresponding revenues within the General Services Department building maintenance budget - Index 333400. All prior year projects and corresponding revenues remain in the Capital Projects Fund until completion.

PROBATION **Fernando Giraldo, Chief Probation Officer** Unit Number: 57/00/00	Fund: Function: Activity:	General Public Protection Detention & Correction

The Probation Department operates pursuant to Section 1203.5 of the California Penal Code and Section 270 of the Welfare and Institutions Code and is an arm of the Court. The department is responsible for services required by the Adult and Juvenile Courts and is also responsible for supervision services required by the Public Safety Realignment Act (AB 109) of 2011. The department includes the following divisions: Juvenile and Adult Probation (including Administration and Grants), and Juvenile Hall.

The Department is committed to research-based probation strategies to ensure public safety through crime recidivism reduction, reducing victimization and maximizing successful completion of supervision terms.

PUBLIC DEFENDER **Main Contractor: Larry Biggam** Unit Number: 59/00/00	Fund: Function: Activity:	General Public Protection Judicial

The Public Defender provides mandated legal representation for indigent persons in criminal and certain types of civil court proceedings. The Public Defender budget provides for a main contract with the firm of Biggam, Christensen and Minsloff, and two conflicts contracts. This index also provides funds for fourth party defense counsel appointed by the Court in cases of conflict with the Public Defender contract firms and also provides funds for investigation costs, expert witnesses and other related indigent defense services, including extraordinary defense costs required in capital or death penalty cases.

PUBLIC WORKS **Matt Machado, Deputy CAO, Director** Unit Number: 60/00/00	Fund: Function: Activity:	Public Works Public Ways & Facilities Public Ways

The Department of Public Works is responsible for administration, engineering, maintenance and construction of the County's roads, bridges, bikeways, sanitation, drainage, and flood control facilities, as well as oversight and engineering for solid waste disposal services and recycling programs. The Department administers the real property, surveyor, and development review programs, as well as manages various Board-governed special districts and County road and sanitation service areas and the Live Oak Parking Program.

SHERIFF-CORONER **Jim Hart, Sheriff-Coroner** Unit Number: 66/00/00	Fund: Function: Activity:	General Public Protection Public Protection

The Sheriff is an elected official, empowered by the California State Constitution to serve as the chief law enforcement officer of the County. The Sheriff's Office provides law enforcement services to the unincorporated areas, operates all of the County's adult correctional facilities, provides security for the Superior Court, serves civil processes and operates the County Vehicle Abatement Authority. The Sheriff is also responsible for holding and serving all county warrants, and as the Coroner, investigates the cause of sudden or unexpected deaths. The Sheriff's Office is organized into three bureaus: Operations, Administration, and Corrections.

County Fund Summaries

STATE CONTROLLER SCHEDULES
COUNTY BUDGET ACT
JANUARY 2010 EDITION, REVISION #1

SCHEDULE 1

COUNTY OF SANTA CRUZ
ALL FUNDS SUMMARY
FISCAL YEAR 2019-20

Fund Name	Total Financing Sources				Total Financing Uses		
	Fund Balance Available June 30, 2019	Decreases to Obligated Fund Balances	Additional Financing Sources	Total Financing Sources	Financing Uses	Increases to Obligated Fund Balances	Total Financing Uses
GOVERNMENTAL FUNDS							
GENERAL FUND	11,473,297	7,564,210	567,275,935	586,313,442	579,916,622	6,396,820	586,313,442
SPECIAL REVENUE FUNDS	19,232,449	6,299	63,777,237	83,015,985	79,211,883	3,804,102	83,015,985
LESS THAN COUNTY WIDE FUNDS	4,522,723		11,578,810	16,101,533	13,521,547	2,579,986	16,101,533
TOTAL GOVERNMENTAL FUNDS	**35,228,469**	**7,570,509**	**642,631,982**	**685,430,960**	**672,650,052**	**11,180,908**	**685,430,960**
OTHER FUNDS							
SPECIAL DISTRICTS AND OTHER AGENCIES	11,362,860	1,014,470	39,411,837	51,789,167	50,556,081	1,233,086	51,789,167
TOTAL GOVERNMENTAL FUNDS AND BOARD GOVERNED DISTRICTS	**46,591,329**	**8,584,979**	**682,043,819**	**737,220,127**	**723,206,133**	**12,413,994**	**737,220,127**
INTERNAL SERVICE FUNDS		23,631,734	89,240,966	112,872,700	112,872,700		112,872,700
ENTERPRISE FUNDS			33,949,309	33,949,309	33,383,917	565,392	33,949,309
TOTAL OTHER FUNDS	**0**	**23,631,734**	**123,190,275**	**146,822,009**	**146,256,617**	**565,392**	**146,822,009**
TOTAL ALL FUNDS	**46,591,329**	**32,216,713**	**805,234,094**	**884,042,136**	**869,462,750**	**12,979,386**	**884,042,136**

STATE CONTROLLER SCHEDULES
COUNTY BUDGET ACT
JANUARY 2010 EDITION, REVISION #1

SCHEDULE 2

COUNTY OF SANTA CRUZ
GOVERNMENTAL FUNDS SUMMARY
FISCAL YEAR 2019-20

Fund Name	Total Financing Sources				Total Financing Uses		
	Fund Balance Available June 30, 2019	Decreases to Obligated Fund Balances	Additional Financing Sources	Total Financing Sources	Financing Uses	Increases to Obligated Fund Balances	Total Financing Uses
GENERAL FUND							
GENERAL FUND	11,473,297	7,564,210	567,275,935	586,313,442	579,916,622	6,396,820	586,313,442
TOTAL GENERAL FUND	**11,473,297**	**7,564,210**	**567,275,935**	**586,313,442**	**579,916,622**	**6,396,820**	**586,313,442**
SPECIAL REVENUE FUNDS							
HOUSING	857,482		258,715	1,116,197	564,143	552,054	1,116,197
HOUSING CDBG	30,042			30,042		30,042	30,042
HOUSING-SUBDIV IN-LIEU	2,038,369		586,900	2,625,269	1,605,150	1,020,119	2,625,269
HOUSING-PALOMA DEL MAR	7,601	6,299	5,000	18,900	18,900		18,900
HOUSING-ST HOME GRANT FD	4,149		785,452	789,601	421,225	368,376	789,601
HOUSING-LMIH ASSET FUND HSC SE	9,312,717		1,889,899	11,202,616	9,409,456	1,793,160	11,202,616
HOUSING-OTHER	2,175,565		30,000	2,205,565	2,205,565		2,205,565
PARK DED-LA SELVA I-01	36,107			36,107	36,107		36,107
PARK DED-APTOS I-02	462,598		15,000	477,598	477,598		477,598
PARK DED-LIVE OAK I-03	163,682		30,000	193,682	193,682		193,682
PARK DED-PAJARO I-04	71,688		4,000	75,688	75,688		75,688
PARK DED-SAN ANDREAS II-05	10,088			10,088	10,088		10,088
PARK DED-CARBONERA II-06	154,786		10,000	164,786	164,786		164,786
PARK DED-SOQUEL II-07	319,140		10,000	329,140	329,140		329,140
PARK DED-SAN LORENZO II-08	15,565		5,000	20,565	20,565		20,565
PARK DED-APTOS HILLS III-09	113,557		6,000	119,557	119,557		119,557
PARK DED-SKYLINE III-10	103,093		2,000	105,093	105,093		105,093
PARK DED-SUMMIT III-11	125,193		5,300	130,493	130,493		130,493
PARK DED-EUREKA III-12	126,668		3,000	129,668	129,668		129,668
PARK DED-NORTH COAST III-13	5,809			5,809	5,809		5,809
PARK DED-BONNY DOON III-14	70,165			70,165	70,165		70,165
PARK DED-SALSIPUEDES III-15	82,449			82,449	82,449		82,449
PARK DED-ALBA REC	505		10	515	515		515
PARK DED-BOULDER CREEK REC	15,226		150	15,376	15,376		15,376
PARK DED-LA SELVA REC	6,089		20	6,109	6,109		6,109
PARK DED-OPAL REC	18,352		180	18,532	18,532		18,532
PARK DED-CERTS RESERVE	11,949		240	12,189	12,189		12,189
PARK DED-FUND INTEREST	19,857		33,895	53,752	53,752		53,752
TRANSPORTATION	379,526		175,200	554,726	554,726		554,726
FISH AND GAME	17,306		7,200	24,506	15,000	9,506	24,506
ART IN PUBLIC PLACES	180,495		52,050	232,545	201,700	30,845	232,545
STATE PARK BONDS			1,019,647	1,019,647	1,019,647		1,019,647
SPECIAL REVENUE - ROAD FUND	2,296,631		58,842,379	61,139,010	61,139,010		61,139,010
TOTAL SPECIAL REVENUE FUNDS	**19,232,449**	**6,299**	**63,777,237**	**83,015,985**	**79,211,883**	**3,804,102**	**83,015,985**
LESS THAN COUNTY WIDE FUNDS							
LIBRARY	258,197		6,942,776	7,200,973	6,474,774	726,199	7,200,973
COUNTY FIRE DEPT	4,264,526		4,636,034	8,900,560	7,046,773	1,853,787	8,900,560
TOTAL LESS THAN COUNTY WIDE FUNDS	**4,522,723**	**0**	**11,578,810**	**16,101,533**	**13,521,547**	**2,579,986**	**16,101,533**
TOTAL GOVERNMENTAL FUNDS	**35,228,469**	**7,570,509**	**642,631,982**	**685,430,960**	**672,650,052**	**11,180,908**	**685,430,960**

APPROPRIATIONS LIMIT	170,508,812
APPROPRIATIONS SUBJECT TO LIMIT	539,581,157

STATE CONTROLLER SCHEDULES
COUNTY BUDGET ACT
JANUARY 2010 EDITION, REVISION #1

SCHEDULE 3

COUNTY OF SANTA CRUZ
FUND BALANCE - GOVERNMENTAL FUNDS
FISCAL YEAR 2019-20

Actual [x]
Estimated [ ]

Fund Name	Total Fund Balance June 30, 2019	Less: Obligated Fund Balances			Fund Balance Available June 30, 2019	Fund
		Encumbrances	Nonspendable, Restricted and Committed	Assigned		
GENERAL FUND						
GENERAL FUND	71,052,228		28,555,545	31,023,386	11,473,297	10-000
TOTAL GENERAL FUND	**71,052,228**	**0**	**28,555,545**	**31,023,386**	**11,473,297**	
SPECIAL REVENUE FUNDS						
HOUSING	4,758,480		3,900,998		857,482	21-025
HOUSING CDBG	85,962		55,920		30,042	21-026
HOUSING-SUBDIV IN-LIEU	2,038,372			3	2,038,369	21-027
HOUSING-PALOMA DEL MAR	288,883			281,282	7,601	21-028
HOUSING-ST HOME GRANT FD	2,198,128		2,193,979		4,149	21-029
HOUSING-LMIH ASSET FUND HSC SE	65,353,275		56,040,558		9,312,717	21-030
HOUSING-OTHER	2,175,565				2,175,565	21-031
PARK DED-LA SELVA I-01	36,107				36,107	21-120
PARK DED-APTOS I-02	462,598				462,598	21-125
PARK DED-LIVE OAK I-03	163,682				163,682	21-130
PARK DED-PAJARO I-04	71,688				71,688	21-135
PARK DED-SAN ANDREAS II-05	10,088				10,088	21-140
PARK DED-CARBONERA II-06	154,786				154,786	21-145
PARK DED-SOQUEL II-07	319,140				319,140	21-150
PARK DED-SAN LORENZO II-08	15,565				15,565	21-155
PARK DED-APTOS HILLS III-09	113,557				113,557	21-160
PARK DED-SKYLINE III-10	103,093				103,093	21-165
PARK DED-SUMMIT III-11	125,193				125,193	21-170
PARK DED-EUREKA III-12	126,668				126,668	21-175
PARK DED-NORTH COAST III-13	5,809				5,809	21-180
PARK DED-BONNY DOON III-14	70,165				70,165	21-185
PARK DED-SALSIPUEDES III-15	82,449				82,449	21-190
PARK DED-ALBA REC	505				505	21-195
PARK DED-BOULDER CREEK REC	15,226				15,226	21-200
PARK DED-LA SELVA REC	6,089				6,089	21-205
PARK DED-OPAL REC	18,352				18,352	21-210
PARK DED-CERTS RESERVE	11,949				11,949	21-215
PARK DED-FUND INTEREST	19,857				19,857	21-216
TRANSPORTATION	379,526				379,526	21-220
FISH AND GAME	24,735			7,429	17,306	21-225
ART IN PUBLIC PLACES	258,855			78,360	180,495	21-300
STATE PARK BONDS						21-310
SPECIAL REVENUE - ROAD FUND	2,296,631				2,296,631	25-000
TOTAL SPECIAL REVENUE FUNDS	**81,790,978**	**0**	**62,191,455**	**367,074**	**19,232,449**	
LESS THAN COUNTY WIDE FUNDS						
LIBRARY	781,045			522,848	258,197	26-100
COUNTY FIRE DEPT	5,482,283			1,217,757	4,264,526	26-105
TOTAL LESS THAN COUNTY WIDE FUNDS	**6,263,328**	**0**	**0**	**1,740,605**	**4,522,723**	
TOTAL GOVERNMENTAL FUNDS	**159,106,534**	**0**	**90,747,000**	**33,131,065**	**35,228,469**	

STATE CONTROLLER SCHEDULES
COUNTY BUDGET ACT
JANUARY 2010 EDITION, REVISION #1

SCHEDULE 4

COUNTY OF SANTA CRUZ
OBLIGATED FUND BALANCES - BY GOVERNMENTAL FUNDS
FISCAL YEAR 2019-20

Description	Obligated Fund Balances June 30, 2019	Decreases or Cancellations		Increases or New Obligated Fund Balances		Total Obligated Fund Balances for the Budget Year	Fund
		Recommended	Adopted by the Board of Supervisors	Recommended	Adopted by the Board of Supervisors		
GENERAL FUND							
NONSPENDABLE IMPREST CASH, ADVANCES	1,706,964					1,706,964	10-000
COMMITTED - WORKING CAPITAL RESERVE	6,000,000					6,000,000	10-000
COMMITTED - NATURAL DISASTERS	2,000,000		2,000,000		400,000	400,000	10-000
COMMITTED - ECONOMIC UNCERTAINTIES	10,000,000					10,000,000	10-000
COMMITTED - MHSA PRUDENT RESERVE	3,557,098					3,557,098	10-000
COMMITTED - ENCUMBRANCES	5,291,483		5,291,483				10-000
ASSIGNED - MBCP CREDIT GUARANTY	272,727	272,727	272,727				10-000
ASSIGNED - FEDERAL QUALIFIED HEALTH PROG	12,768,801			2,000,000	2,283,068	15,051,869	10-000
ASSIGNED - UNANTICIPATED LIABILITY RESERVE	2,000,000					2,000,000	10-000
ASSIGNED - HUMAN SERVICES PROGRAMS	2,696,508			641,574	1,841,025	4,537,533	10-000
ASSIGNED - BUDGETED STRUCTURAL DEFICIT	6,224,517			5,101	139,475	6,363,992	10-000
ASSIGNED - BUDGETED SALARY SAVINGS	7,060,833			267,626	1,733,252	8,794,085	10-000
TOTAL GENERAL FUND	**59,578,931**	**272,727**	**7,564,210**	**2,914,301**	**6,396,820**	**58,411,541**	
SPECIAL REVENUE FUNDS							
HOUSING							
NONSPENDABLE - ADVANCES	3,900,998					3,900,998	21-025
GENERAL RESERVE				230,784	552,054	552,054	21-025
HOUSING CDBG							
NONSPENDABLE - ADVANCES	55,920					55,920	21-026
ASSIGNED - GENERAL RESERVE					30,042	30,042	21-026
HOUSING-SUBDIV IN-LIEU							
GENERAL RESERVE	3			1,188,014	1,020,119	1,020,122	21-027
HOUSING-PALOMA DEL MAR							
GENERAL RESERVE	281,282	4,039	6,299			274,983	21-028
HOUSING-ST HOME GRANT FD							
NONSPENDABLE - ADVANCES	2,193,979					2,193,979	21-029
GENERAL RESERVE				131,303	368,376	368,376	21-029
HOUSING-LMIH ASSET FUND HSC SE							
NONSPENDABLE - ADVANCES	56,040,558					56,040,558	21-030
GENERAL RESERVE				1,058,096	1,793,160	1,793,160	21-030
HOUSING-OTHER							
GENERAL RESERVE				547,702			21-031
PARK DED-SAN LORENZO II-08							
GENERAL RESERVE				1,000			21-155
PARK DED-BOULDER CREEK REC							
GENERAL RESERVE				163			21-200
PARK DED-LA SELVA REC							
GENERAL RESERVE				19			21-205
PARK DED-OPAL REC							
GENERAL RESERVE				205			21-210
PARK DED-FUND INTEREST							
GENERAL RESERVE				5,298			21-216
FISH AND GAME							
GENERAL RESERVE	7,429	1,600			9,506	16,935	21-225
ART IN PUBLIC PLACES							
GENERAL RESERVE	78,360	431			30,845	109,205	21-300
SPECIAL REVENUE - ROAD FUND							
GENERAL RESERVE				397,820			25-000
TOTAL SPECIAL REVENUE FUNDS	**62,558,529**	**6,070**	**6,299**	**3,560,404**	**3,804,102**	**66,356,332**	
LESS THAN COUNTY WIDE							
LIBRARY							
GENERAL RESERVE	522,848			563,797	726,199	1,249,047	26-100
COUNTY FIRE DEPT							
GENERAL RESERVE	1,217,757			1,771,628	1,853,787	3,071,544	26-105
TOTAL LESS THAN COUNTY WIDE	**1,740,605**	**0**	**0**	**2,335,425**	**2,579,986**	**4,320,591**	
TOTAL GOVERNMENTAL FUNDS	**123,878,065**	**278,797**	**7,570,509**	**8,810,130**	**12,780,908**	**129,088,464**	

COUNTY OF SANTA CRUZ

SUMMARY OF ADDITIONAL FINANCING SOURCES BY SOURCE AND FUND
GOVERNMENTAL FUNDS
FISCAL YEAR 2019-20

Description	2017-18 Actual	2018-19 Actual [x] Estimated [ ]	2019-20 Recommended	2019-20 Adopted by the Board of Supervisors	Fund
SUMMARIZATION BY SOURCE					
PROPERTY TAXES-CURRENT	99,911,622	106,154,587	110,276,405	111,086,868	
PROPERTY TAX-CURRENT	1,278,073	1,394,934	1,500,327	1,394,788	
PROPERTY TAXES-PRIOR	73,222	120,232	71,376	71,376	
PNLTIES & COSTS ON DELIN TAX	6,782,911		4,054,231	154,231	
SUPPLEMENTAL PROP TAXES-CURR	1,355,159	1,947,602	1,372,327	1,500,388	
SUPPLEMENTAL PROP TAXES-PRIOR	79,744	53,471	47,090	52,167	
SALES AND USE TAXES	14,483,555	17,214,488	21,931,713	21,999,311	
OTHER TAXES	14,218,474	15,329,334	15,850,138	16,098,470	
TOTAL TAXES	**138,182,760**	**142,214,648**	**155,103,607**	**152,357,599**	
LICENSES, PERMITS AND FRANCHIS	12,625,351	12,547,996	13,868,975	14,314,171	
FINES, FORFEITURES & ASSMNTS	3,861,607	9,322,349	4,080,140	7,356,050	
REV FROM USE OF MONEY & PROP	3,861,354	5,350,396	5,288,731	5,497,808	
INTERGOVERNMENTAL REVENUES	250,180,454	278,703,784	302,596,481	313,768,755	
CHARGES FOR SERVICES	70,179,671	68,706,007	85,715,861	89,037,593	
MISC. REVENUES	16,608,847	20,471,572	18,274,702	25,560,246	
OTHER FINANCING SOURCES	25,282,014	28,690,939	27,781,358	34,737,760	
OTHER GOVERNMENTAL UNIT REVENU	807	-32	2,000	2,000	
TOTAL SUMMARIZATION BY SOURCE	**520,782,865**	**566,007,659**	**612,711,855**	**642,631,982**	

COUNTY OF SANTA CRUZ

SUMMARY OF ADDITIONAL FINANCING SOURCES BY SOURCE AND FUND
GOVERNMENTAL FUNDS
FISCAL YEAR 2019-20

Description	2017-18 Actual	2018-19 Actual [x] Estimated [ ]	2019-20 Recommended	2019-20 Adopted by the Board of Supervisors	Fund
SUMMARIZATION BY FUND					
GENERAL FUND	478,225,000	511,879,619	552,250,582	567,275,935	10-000
HOUSING	827,467	46,084	258,715	258,715	21-025
HOUSING CDBG	2,300	36,195			21-026
HOUSING-SUBDIV IN-LIEU	998,938	866,598	530,000	586,900	21-027
HOUSING-PALOMA DEL MAR	3,712	5,924	5,000	5,000	21-028
HOUSING-ST HOME GRANT FD	18,940	558,083	164,500	785,452	21-029
HOUSING-LMIH ASSET FUND HSC SE	551,529	533,876	1,833,000	1,889,899	21-030
HOUSING-OTHER	58,991	63,746	30,000	30,000	21-031
PARK DED-LA SELVA I-01	2,000				21-120
PARK DED-APTOS I-02	27,000	13,000	15,000	15,000	21-125
PARK DED-LIVE OAK I-03	43,220	27,000	30,000	30,000	21-130
PARK DED-PAJARO I-04	7,003	8,000	4,000	4,000	21-135
PARK DED-SAN ANDREAS II-05	2,400	4,800			21-140
PARK DED-CARBONERA II-06	11,203	10,277	10,000	10,000	21-145
PARK DED-SOQUEL II-07	8,000	24,800	10,000	10,000	21-150
PARK DED-SAN LORENZO II-08	11,200	19,564	5,000	5,000	21-155
PARK DED-APTOS HILLS III-09	8,670	5,202	6,000	6,000	21-160
PARK DED-SKYLINE III-10	1,734	2,312	2,000	2,000	21-165
PARK DED-SUMMIT III-11	2,312	8,092	5,300	5,300	21-170
PARK DED-EUREKA III-12	2,312	4,624	3,000	3,000	21-175
PARK DED-NORTH COAST III-13	1,734				21-180
PARK DED-BONNY DOON III-14	6,358	1,156			21-185
PARK DED-SALSIPUEDES III-15	6,936	1,156			21-190
PARK DED-ALBA REC	6	10	10	10	21-195
PARK DED-BOULDER CREEK REC	2,565	301	150	150	21-200
PARK DED-LA SELVA REC	589	6,040	20	20	21-205
PARK DED-OPAL REC	4,175	1,359	180	180	21-210
PARK DED-CERTS RESERVE	140	237	240	240	21-215
PARK DED-FUND INTEREST	23,643	38,363	33,895	33,895	21-216
TRANSPORTATION	3,392	416,188	175,200	175,200	21-220
FISH AND GAME	14,066	9,536	7,200	7,200	21-225
ART IN PUBLIC PLACES	137,778	37,969	23,550	52,050	21-300
STATE PARK BONDS	168,300	302,871	984,775	1,019,647	21-310
SPECIAL REVENUE - ROAD FUND	29,214,481	40,067,199	44,745,728	58,842,379	25-000
LIBRARY	6,428,655	6,838,875	6,942,776	6,942,776	26-100
COUNTY FIRE DEPT	3,956,116	4,168,603	4,636,034	4,636,034	26-105
TOTAL SUMMARIZATION BY FUND	**520,782,865**	**566,007,659**	**612,711,855**	**642,631,982**	

COUNTY OF SANTA CRUZ

DETAIL OF ADDITIONAL SOURCES BY FUND AND ACCOUNT
GOVERNMENTAL FUNDS
FISCAL YEAR 2019-20

Fund	Fund Name	Financing Source Category	Financing Source Account	2017-18 Actual	2018-19 Actual [x] Estimated [ ]	2019-20 Recommended	2019-20 Adopted by the Board of Supervisors	Dept.
10	**GENERAL FUND**							
10-000		TAXES						
10-000		40100	PROPERTY TAX-CURRENT SEC-GEN	57,290,624	60,464,204	63,351,358	63,487,414	13
10-000		40104	IN LIEU VLF FEE R&T97.7 2004	31,678,874	33,646,132	35,156,897	35,328,439	13
10-000		40106	RESIDUAL DISTRIBUTION	2,704,949	3,343,061	2,840,196	3,343,061	13
10-000		40110	PROPERTY TAX-CURRENT UNSEC-GEN	1,117,276	1,219,167	1,324,706	1,219,167	13
10-000		40130	PROPERTY TAX-PRIOR UNSEC-GEN	64,015	105,095	61,376	61,376	13
10-000		40140	COSTS FOR DEL TAXES-SEE 44140			140,000	140,000	12
10-000		40140	COSTS FOR DEL TAXES-SEE 44140	134,844				73
10-000		40141	NON-RESPONSE PENALTY-SEE 44141			1,000	1,000	09
10-000		40142	PENALTIES FOR DEL TAXES-SEE441	2,174,873		1,450,000		13
10-000		40142	PENALTIES FOR DEL TAXES-SEE441	3,004		1,485	1,485	24
10-000		40142	PENALTIES FOR DEL TAXES-SEE441	1,300				54
10-000		40142	PENALTIES FOR DEL TAXES-SEE441	-80				73
10-000		40143	REDMPTN PNLT -DELTXS-SEE 44143	4,451,071		2,450,000		13
10-000		40143	REDMPTN PNLT -DELTXS-SEE 44143	9,908		10,246	10,246	24
10-000		40143	REDMPTN PNLT -DELTXS-SEE 44143	5,435				54
10-000		40150	SUPP PROP TAX-CURRENT SEC	1,185,892	1,662,503	1,183,802	1,311,863	13
10-000		40151	SUPP PROP TAX-CURRENT UNSEC	22,018	73,596	73,596	73,596	13
10-000		40160	SUPP PROP TAX-PRIOR SEC	57,930	29,379	24,302	29,379	13
10-000		40161	SUPP PROP TAX-PRIOR UNSEC	13,147	18,288	18,288	18,288	13
10-000		40168	SALES & USE TAX-MEAS G 1/4		1,875,003	7,406,000	7,521,000	13
10-000		40173	SALES & USE TX UNINCRP AREA1%	11,514,343	12,096,182	11,877,321	11,829,919	13
10-000		40190	AIRCRAFT TAX	52,147	52,126	52,126	52,126	13
10-000		40194	DEED/DOCUMENTARY TRANSFER TAX	2,609,245	2,586,323	2,783,621	2,586,323	13
10-000		40197	IN-LIEU TAXES OTHER	31,093	31,536	3,674	31,536	13
10-000		40202	(SEP)STATE REDEMPTION TAX			3,175		13
10-000		40206	TRANSIENT OCCUPANCY TAX	8,385,246	9,216,903	9,491,503	9,677,748	13
10-000		40213	COUNTY CANNABIS BUSINESS TAX	2,258,596	2,749,569	2,764,965	2,887,047	13
10-000		40214	COUNTY CANNABIS BUSINESS TAX 2	878,675	690,152	750,074	862,690	13
10-000		TOTAL TAXES		126,644,425	129,859,219	143,219,711	140,473,703	
10-000		LICENSES, PERMITS AND FRANCHIS						
10-000		40250	CONSTRUCTION PERMITS	1,942,896	1,738,790	2,002,577	2,002,577	54
10-000		40251	CONSTRUCTION PERMITS PROCESS	1,737,059	2,057,721	2,483,242	2,483,242	54
10-000		40252	WATER WELL PERMIT-CONSTRUCTION	121,894	101,269	122,265	122,265	36
10-000		40254	WATER WELL PERMIT-DESTRUCTION	8,313	3,468	14,496	14,496	36
10-000		40260	GRADING PERMITS	617,547	611,704	678,860	678,860	54
10-000		40262	ROAD PRIVILEGES & PERMITS	130,759	128,979	150,000	150,000	60
10-000		40272	ZONING PERMITS	364,109	387,357	493,854	493,854	54
10-000		40284	GARBAGE COLLECTION-SAN ANDREAS	2,223,554	2,235,887	2,377,317	2,459,476	13
10-000		40288	PUBLIC UTILITY FRANCHISE	807,589	1,030,321	767,970	1,137,970	13
10-000		40290	TV TRANSCRIPT FRANCHISE	1,788,229	1,715,699	1,722,662	1,715,699	13
10-000		40300	ALTERNATIVE SEWAGE DISPOSAL	145,310	51,090	178,855	178,855	36
10-000		40302	AMBULANCE OPERATORS LICENSE	65,000	75,000	78,000	78,000	36
10-000		40306	BURGLAR ALARM LICENSE PERMIT	95,240	103,286	90,000	90,000	66
10-000		40307	CANNABIS LICENSING	280,365	103,294	350,000	350,000	18
10-000		40308	DOMESTIC VIOLENCE MARRIAGE LIC	47,000	47,000	47,000	47,000	39
10-000		40310	EMPLOYEE HOUSING PERMIT	9,846	10,127	16,679	16,679	36
10-000		40312	ENVIRONMENTAL FILING LICENSE	16,900	20,200	18,000	18,000	18
10-000		40314	FOOD PERMITS	1,262,988	1,286,033	1,303,132	1,303,132	36
10-000		40316	INDIV SEWAGE DISPOSAL PERMIT	57,295	51,864	68,713	68,713	36
10-000		40318	INDIVIDUAL WATER SYSTEM PERMIT	8,086	11,196	9,100	9,100	36
10-000		40320	KENNEL/PET SHOP PERMIT	1,224	1,378	1,552	1,552	36
10-000		40324	MONITORING WELL PERMIT	2,827	3,725	907	907	36
10-000		40326	OPERATING PERMITS-SEWAGE	41,952	64,365	60,326	60,326	36
10-000		40328	ORGANIZED CAMP PERMIT	32,940	34,265	35,131	35,131	36
10-000		40330	OTHER LICENSES & PERMITS	3,718	3,666	3,000	3,000	03
10-000		40330	OTHER LICENSES & PERMITS		125	250	250	12
10-000		40330	OTHER LICENSES & PERMITS	149	150	150	150	21
10-000		40330	OTHER LICENSES & PERMITS	78,557	58,486	63,208	63,208	36

COUNTY OF SANTA CRUZ

DETAIL OF ADDITIONAL SOURCES BY FUND AND ACCOUNT
GOVERNMENTAL FUNDS
FISCAL YEAR 2019-20

Fund	Fund Name	Financing Source Category	Financing Source Account	2017-18 Actual	2018-19 Actual [x] Estimated [ ]	2019-20 Recommended	2019-20 Adopted by the Board of Supervisors	Dept.
10-000		40330	OTHER LICENSES & PERMITS	12,623	17,377	15,000	15,000	39
10-000		40330	OTHER LICENSES & PERMITS	962	348	1,000	1,000	66
10-000		40330	OTHER LICENSES & PERMITS	250	125			73
10-000		40332	PRIVATE PATROL SYSTEMS PERMIT			20	20	66
10-000		40334	PUBLIC SWIMMING POOL/SPA PERMT	239,327	248,876	249,562	249,562	36
10-000		40336	SECOND HAND DEALERS LICENSE		100	500	500	66
10-000		40338	SEPTIC REPAIR PERMIT	14,884	21,350	13,386	13,386	36
10-000		40340	SEPTIC TANK REPAIRS PERMIT	195,938	107,871	207,197	207,197	36
10-000		40341	SEPTIC TANK UPGRADE PERMIT	125,307	79,388	76,360	76,360	36
10-000		40342	SMALL PUBLIC WATER SYSTEM	123,949	121,934	146,063	146,063	36
10-000		40344	STATE SMALL WATER SYSTEM	20,765	14,182	22,641	22,641	36
10-000		TOTAL LICENSES, PERMITS AND FRANCHIS		12,625,351	12,547,996	13,868,975	14,314,171	
10-000		FINES, FORFEITURES & ASSMNTS						
10-000		40362	DRINKING DRIVER FINES-AB2086		230,679	49,000	49,000	36
10-000		40364	DUI FINES	15,525	19,413	15,500	15,500	57
10-000		40365	HELMET FINES-VC 21212	52	105	100	100	36
10-000		40365	HELMET FINES-VC 21212	2	10			45
10-000		40366	FL TO SHW PRF OF INS-VC 16028	-1,786		1,500	1,500	45
10-000		40368	UNINSRD MTRST $3-PC 1463.22(B)	22,425	25,646	30,000	30,000	45
10-000		40370	VEHICLE CODE FINES	1,354	1,663	2,000	2,000	36
10-000		40379	COURT-HEALTH ADMIN	394	381	1,000	1,000	45
10-000		40382	FINES-CRIMINAL JUS CONS 72695	680,490	621,320	683,408	623,901	13
10-000		40383	FINES-COURTHOUSE CONS 72705	129,420	117,398	216,787	116,787	13
10-000		40386	GENERAL FINES	294,931	300,375	300,000	300,000	45
10-000		40388	LITTER FINES	382	234	1,000	1,000	45
10-000		40389	SUMMARY JUDGMENTS>$5K	10,052	11,563	5,000	5,000	45
10-000		40390	LOCAL CRIME PREVNTION PC1202.5	180	112	1,000	1,000	45
10-000		40390	LOCAL CRIME PREVNTION PC1202.5	12	38	100	100	66
10-000		40392	MISCELLANEOUS FEES & FINES	139,413	325,846	146,897	146,897	36
10-000		40396	NIGHT COURT ASSESSMENTS	1	1			45
10-000		40398	OFF HIGHWAY FINES		69			45
10-000		40400	PARKING METER FINES	190,790	119,796	190,790	119,796	13
10-000		40401	PARKING PENALTY-CO GF	164,038	143,822	172,239	172,239	45
10-000		40402	TRF VIOL SCH BL OF FEE VC42007	426,028	469,740	447,329	447,329	45
10-000		40403	$24 ADDL TRAF SCH VC 42007.1	89,755	110,067	96,500	96,500	45
10-000		40405	CITY ARRST-OF CO SHRE-CO75%MOE	75,556	3,938	85,000	85,000	45
10-000		40406	COARRST75% TO CO MOEPC1463.001	434,191	517,749	455,900	455,900	45
10-000		40407	ASSMT FNS 30% CO MOEPC1464(A)	333,795	331,888	350,484	350,484	45
10-000		40410	AGR COMM PENALTY	3,226	40,310	5,000	5,000	03
10-000		40414	DRUG FORFEITURE PROCEEDS	42,566	38,078	30,000	36,411	27
10-000		40414	DRUG FORFEITURE PROCEEDS	15,071				66
10-000		40418	JUDGMENTS & DAMAGES	6,680	8,561	5,500	5,500	03
10-000		40418	JUDGMENTS & DAMAGES	316,175	211,081	211,081	211,081	13
10-000		40418	JUDGMENTS & DAMAGES		251	25	25	66
10-000		40419	JUDGMENTS & DAM-TEA CRT ORDER	400,000	600,000	400,000	400,000	13
10-000		40422	PROBATION IMPOSED PENALTIES	9,480	7,454	7,000	7,000	57
10-000		40426	CIVIL PENALTIES		777,773	125,000	125,000	18
10-000		40426	CIVIL PENALTIES	22,485		20,000	20,000	24
10-000		40426	CIVIL PENALTIES	25,035	23,662			54
10-000		40427	ADMIN CITATION FEE COCD 1.13		10,287	18,000	18,000	54
10-000		44140	COSTS FOR DELINQUENT TAXES		108,580			12
10-000		44141	NON-RESPONSE PENALTY		-380			12
10-000		44142	PENALTIES FOR DELINQUENT TAXES		2,299,950		1,750,000	13
10-000		44142	PENALTIES FOR DELINQUENT TAXES		1,443			54
10-000		44143	REDMPTN PNLTIES FOR DELINQ TXS		1,825,022		1,750,000	13
10-000		44143	REDMPTN PNLTIES FOR DELINQ TXS		7,902			54
10-000		TOTAL FINES, FORFEITURES & ASSMNTS		3,847,718	9,311,827	4,073,140	7,349,050	
10-000		REV FROM USE OF MONEY & PROP						
10-000		40430	INTEREST	1,240,934	2,444,566	2,685,135	2,609,528	13
10-000		40434	INTEREST-TRANS	529,056	868,607	583,923	868,607	13

COUNTY OF SANTA CRUZ

DETAIL OF ADDITIONAL SOURCES BY FUND AND ACCOUNT
GOVERNMENTAL FUNDS
FISCAL YEAR 2019-20

Fund	Fund Name	Financing Source Category	Financing Source Account	2017-18 Actual	2018-19 Actual [x] Estimated [ ]	2019-20 Recommended	2019-20 Adopted by the Board of Supervisors	Dept.
10-000		40435	INTEREST-NON COUNTY TREASURER		182,129			13
10-000		40435	INTEREST-NON COUNTY TREASURER	1,813	2,991	1,575	1,575	36
10-000		40440	RENTS & CONCESSIONS	334,093	334,502	333,829	333,829	13
10-000		40440	RENTS & CONCESSIONS	68,335	72,108	73,620	73,620	33
10-000		40440	RENTS & CONCESSIONS	387,623	387,446	419,887	419,887	36
10-000		40440	RENTS & CONCESSIONS	37,432	34,398	38,311	38,311	43
10-000		40440	RENTS & CONCESSIONS	778,513	659,585	881,103	881,103	49
10-000		40440	RENTS & CONCESSIONS	16,847	8,161	8,487	8,487	60
10-000		40440	RENTS & CONCESSIONS	4,277	4,366	3,400	3,400	66
10-000		40444	STORAGE USE	108	76	100	100	36
10-000		TOTAL REV FROM USE OF MONEY & PROP		3,399,031	4,998,935	5,029,370	5,238,447	
10-000		INTERGOVERNMENTAL REVENUES						
10-000		40470	ST-MOTOR VEHICLE IN LIEU TAX	121,525	111,016	111,016	111,016	13
10-000		40471	ST-MOTOR VEHIC HSA REALIGNMENT	5,601,541	5,890,276	5,919,439	5,919,439	36
10-000		40495	ST AID-PROP 172 FR FD72406			182,745		13
10-000		40495	ST AID-PROP 172 FR FD72406	2,615,044	2,744,570	2,696,067	2,753,702	27
10-000		40495	ST AID-PROP 172 FR FD72406	3,187,172	3,345,035	3,285,921	3,356,166	57
10-000		40495	ST AID-PROP 172 FR FD72406	12,755,321	13,387,105	13,150,523	13,431,646	66
10-000		40501	ST-CALWIN ADMIN	1,569,256	1,652,882	1,668,945	1,677,056	39
10-000		40505	ST-PUBLIC AUTHORITY ADMIN	1,002,655	1,535,742	1,607,552	1,607,552	39
10-000		40510	ST-ADOPTION	131,702	180,378			39
10-000		40511	ST-CCR Recon Adjustments	-136,136	-303,669	128,719	128,719	39
10-000		40516	ST-AFDC	-131,702	-180,378			39
10-000		40518	ST-AFDC - FG&U	3,784,310	4,064,897	4,821,682	4,821,682	39
10-000		40520	ST-CHILD WELFARE SERVICES	1,012,457	2,077,764	1,072,794	1,072,794	39
10-000		40528	ST-FOSTER FAMILY HOME LICENSNG	47,906	46,922	46,535	46,535	39
10-000		40530	ST-GAIN	3,889,757	4,226,585	4,612,854	4,687,526	39
10-000		40532	ST-IN HOME SUPPORTIVE SERVICES	1,605,132	1,827,209	2,083,533	2,083,533	39
10-000		40534	ST-MEDI-CAL	18,941,046	19,012,995	19,625,250	19,633,821	39
10-000		40536	ST-NON ASSISTANCE FOOD STAMPS	5,826,789	6,313,474	4,466,959	4,473,479	39
10-000		40548	ST-SUPP ENF INCENTIVE	2,422,293	2,081,692	2,281,537	2,283,099	25
10-000		40550	ST-REVENUE OFFSET FOR UNCOLL	17,652	-90,367			39
10-000		40570	ST-CCS ADMIN ALLOWANCE	494,641	340,581			36
10-000		40572	ST-CCS MEDI-CAL ADMIN ALLOWNCE	2,055,010	1,114,219	1,275,442	1,275,442	36
10-000		40582	ST-CALIFORNIA CHILDREN SERVICE	1,790,438	630,061	1,983,000	1,983,000	36
10-000		40620	ST-SHORT/DOYLE FED BLOCK GRANT	297,811	282,254	399,885	399,885	36
10-000		40622	ST-SHORT/DOYLE FED M/CAL	3,891,934	6,488,030	7,001,123	7,001,123	36
10-000		40624	ST-SHORT/DOYLE MEDICAL FED	16,860,629	20,667,179	21,959,047	21,959,047	36
10-000		40626	ST-SHORT/DOYLE MENTAL HEALTH	13,263,517	15,381,608	15,870,347	15,876,840	36
10-000		40654	ST-CSBG		16,553	371,720	371,720	39
10-000		40660	ST-AB75 HEALTH EDUCATION	291,290	479,018	446,264	541,764	36
10-000		40662	ST-ADMIN & SERVICES	-59,293	97,319	186,000	186,000	36
10-000		40664	ST-AIDS EPIDEMIOLOGY	21,164	36,281			36
10-000		40666	ST-AIDS HEALTH EDUCATION	47,976	98,137	67,469	67,469	36
10-000		40668	ST-AZT	16,486	22,890			36
10-000		40679	ST-EMSA REVENUE			42,000	42,000	36
10-000		40684	ST-IMMUNIZATION ASSISTANCE	195,620	180,854	112,386	112,386	36
10-000		40690	ST-OTHER HEALTH AID	1,163,094	254,460	3,834,936	3,834,936	36
10-000		40693	ST-RISK REDUCTION	19,178	21,775	12,560	12,560	36
10-000		40695	ST-TOBACCO INDUSTRY SETTLEMT	1,711,898				13
10-000		40695	ST-TOBACCO INDUSTRY SETTLEMT	1,065,000		1,065,000	1,065,000	36
10-000		40696	ST-WATER QUALITY ENFORCE GRANT		64,000	83,000	83,000	36
10-000		40722	ST-AGRI GAS TAX UNCLAIMED	404,099	662,821	610,000	610,000	03
10-000		40723	ST-CDFA CALCANNABIS		2,000	5,000	5,000	03
10-000		40724	ST-EGG QLITY CONTROL WHOLESALE	1,442	4,602	7,161	7,161	03
10-000		40725	ST-CDFA BEE SAFE		3,322	3,717	3,717	03
10-000		40726	ST-MISC AGRIC AID	12,702	9,777	11,920	11,920	03
10-000		40727	ST-CDFA SUDDEN OAK DEATH (SOD)			43,883	43,883	03
10-000		40728	ST-NURSERY INSPECTION PROGRAM	14,154	8,174	10,500	10,500	03
10-000		40730	ST-PEST CONTROL HIGH RISK	64,074	112,850	8,825	8,825	03

COUNTY OF SANTA CRUZ

DETAIL OF ADDITIONAL SOURCES BY FUND AND ACCOUNT
GOVERNMENTAL FUNDS
FISCAL YEAR 2019-20

Fund	Fund Name	Financing Source Category	Financing Source Account	2017-18 Actual	2018-19 Actual [x] Estimated [ ]	2019-20 Recommended	2019-20 Adopted by the Board of Supervisors	Dept.
10-000		40731	ST-PEST DETECTION	246,599	311,700	338,956	338,956	03
10-000		40732	ST-PESTICIDE ENFORCEMENT PROG	325,555	384,267	310,000	310,000	03
10-000		40733	ST-GLASSY WING SHARP SHOOTER			62,640	62,640	03
10-000		40736	ST-SEED SERVICE	100	100	100	100	03
10-000		40752	ST-CIVIL DEFENSE ADMIN	206,009	180,870	180,870	180,870	30
10-000		40784	ST-CORRECTIONS	852,006	1,193,165	1,094,474	3,032,692	57
10-000		40786	ST-STATE SUBVENTION GRANT	37,784	209,247	200,000	200,000	27
10-000		40796	ST-SB 924 CDC TRAINING	38,607	40,510	40,510	40,510	57
10-000		40796	ST-SB 924 CDC TRAINING	68,711	55,230	55,605	55,605	66
10-000		40810	ST-NATURAL DISASTER ASSISTANCE	22,010	-4,732		66,033	49
10-000		40820	ST-VETERAN'S AFFAIRS	77,493	81,063	73,618	122,618	39
10-000		40830	ST-HOMEOWNERS' PROP TAX RELIEF	359,564	358,034	358,034	358,034	13
10-000		40840	ST-TRIAL COURT	230,713	147,924	200,000	200,000	45
10-000		40845	ST-AUTO INSURANCE FRAUD	17,650	39,662	50,000	50,000	27
10-000		40851	ST-AVA FUNDS	1,784	1,818	1,500	1,500	66
10-000		40852	ST-OTHR TAX RELIEF SUBVENTIONS	61,755	82,624	68,903	82,624	13
10-000		40855	ST-STATE-JUVENILE PROBTN FNDNG	1,238,635	1,436,961	1,697,876	1,737,876	57
10-000		40860	ST-COASTAL CONSERVANCY			50,000	50,000	49
10-000		40872	ST-MANDATED COST REIMBURSEMENT	3,021	2,444			12
10-000		40872	ST-MANDATED COST REIMBURSEMENT	2,523	3,563,595	250,000	250,000	13
10-000		40872	ST-MANDATED COST REIMBURSEMENT	53,952	125,737	50,000	50,000	27
10-000		40872	ST-MANDATED COST REIMBURSEMENT	129,370	123,357	105,000	105,000	36
10-000		40872	ST-MANDATED COST REIMBURSEMENT	170,488	156,752	139,347	139,347	57
10-000		40872	ST-MANDATED COST REIMBURSEMENT		1,520			59
10-000		40872	ST-MANDATED COST REIMBURSEMENT	228,857	117,634	120,000	120,000	66
10-000		40873	ST-OFFC OF TRAFFIC SAFETY GRNT	329,909	284,721	324,320	324,320	36
10-000		40881	ST-RURAL CRIME	577,125	570,155	536,362	536,362	66
10-000		40883	ST-SPP LW ENFRC SV SLESA/SLESF	108,235	117,410	116,379	163,379	27
10-000		40883	ST-SPP LW ENFRC SV SLESA/SLESF	872,889	1,097,926	1,216,839	1,216,839	57
10-000		40883	ST-SPP LW ENFRC SV SLESA/SLESF	321,840	321,894	453,894	453,894	66
10-000		40884	ST-TO LOCAL AGENCIES	14,146	19,168	17,810	17,810	39
10-000		40884	ST-TO LOCAL AGENCIES	3,077,120	3,281,097	3,480,804	3,480,804	66
10-000		40889	ST-VICTIM COMPENSATION PROG	168,883	76,328	80,000	80,000	27
10-000		40889	ST-VICTIM COMPENSATION PROG	50,326	33,784	40,000	40,000	57
10-000		40891	ST-WORKERS COMP INSUR FRAUD	52,890	157,042	50,000	50,000	27
10-000		40894	ST-OTHER		60,085		91,500	18
10-000		40894	ST-OTHER			500,000	500,000	21
10-000		40894	ST-OTHER	70,630	92,216	210,000	210,000	27
10-000		40894	ST-OTHER	1,094,921	1,743,374	2,049,847	2,502,206	36
10-000		40894	ST-OTHER	55,105		125,000	125,000	54
10-000		40894	ST-OTHER	204,390	381,984	183,734	183,734	57
10-000		40894	ST-OTHER	969,057	426,152	832,432	832,432	66
10-000		40895	ST-SB163 WRAPAROUND PROGRAM	790,191	275,635	236,563	236,563	36
10-000		40895	ST-SB163 WRAPAROUND PROGRAM	232,833	127,123	416,768	416,768	57
10-000		40901	ST-AB109 PROGRAM	117,613	101,032	111,000	111,000	27
10-000		40901	ST-AB109 PROGRAM	4,881,851	5,773,997	6,437,221	6,452,586	57
10-000		40901	ST-AB109 PROGRAM	110,500		111,000	111,000	59
10-000		40901	ST-AB109 PROGRAM	2,601,200	2,780,440	2,839,894	2,839,894	66
10-000		40902	ST-AB118 LOCAL REV FD PROG	17,645,272	17,813,151	18,559,963	18,559,963	36
10-000		40902	ST-AB118 LOCAL REV FD PROG	13,237,518	13,022,962	14,144,891	14,150,384	39
10-000		40903	ST-CCPIF SB678 PC1230(A)	2,235,780	1,605,323	1,190,249	1,190,249	57
10-000		40920	FED-ADOPTIONS ADMIN	583,262	558,600	569,253	569,253	39
10-000		40922	FED-AFDC ADMIN	4,759	867	6,354	6,354	39
10-000		40923	FED-CALWIN ADMIN	371,762	326,950	302,251	302,251	39
10-000		40924	FED-CHILD WELFARE SRVCS ADMIN	7,431,827	7,343,785	9,460,499	9,464,085	39
10-000		40927	FED-FAMILY PRESERVATIONS-ADMN	307,609	209,169	229,951	229,951	39
10-000		40928	FED-FOOD STMP EMPL & TRNG ADMN	151,893	286,359	383,918	539,611	39
10-000		40929	FD-TTL XX FOR CWS & FC AST ADM	258,477	232,992	298,140	298,140	39
10-000		40930	FED-FOSTER FAMILY LICNSNG ADMN	23,183	29,890	24,520	24,520	39
10-000		40932	FED-GAIN ADMIN	12,432,138	14,432,905	14,100,846	14,492,873	39

COUNTY OF SANTA CRUZ

DETAIL OF ADDITIONAL SOURCES BY FUND AND ACCOUNT
GOVERNMENTAL FUNDS
FISCAL YEAR 2019-20

Fund	Fund Name	Financing Source Category	Financing Source Account	2017-18 Actual	2018-19 Actual [x] Estimated [ ]	2019-20 Recommended	2019-20 Adopted by the Board of Supervisors	Dept.
10-000		40935	FED-MAA/TCM MEDI-CAL ADMIN ACT	2,239,905	2,600,220	3,907,682	3,907,682	36
10-000		40935	FED-MAA/TCM MEDI-CAL ADMIN ACT	70,607	20,003	36,000	36,000	39
10-000		40935	FED-MAA/TCM MEDI-CAL ADMIN ACT	135,677	102,256	540,128	540,128	57
10-000		40936	FED-NON ASSTNC FOOD STMPS ADMN	474,151	338,189	309,321	309,321	36
10-000		40936	FED-NON ASSTNC FOOD STMPS ADMN	6,426,644	6,763,124	9,229,479	9,240,580	39
10-000		40939	FED-PUBLIC AUTHORITY ADMIN	1,297,688	1,971,119	2,057,126	2,057,126	39
10-000		40941	FED-SUPP ENF ADMIN REIMB	4,340,795	4,040,932	4,563,075	4,566,198	25
10-000		40942	FED-CSBG CM SRV BLCK GRNT-ADMN	773,460	1,089,153	821,454	821,454	39
10-000		40943	FED-WIB WORK INVEST ADMIN	2,903,251	3,416,260	3,870,301	3,908,138	39
10-000		40945	FED-REV OFFSET FOR UNCOLLCTBLE	86,473	-28,112			39
10-000		40950	FED-ADOPTIONS ASSISTANCE PROGR	3,778,304	4,184,519	4,278,755	4,278,755	39
10-000		40952	FED-AFDC	2,201,881	1,324,506	2,371,653	2,371,653	39
10-000		40954	FED-EMERGENCY SHELTER GRANT	300,868	723,025	719,368	719,368	36
10-000		40955	FED-IHSS IN HOME SUPP SERV	2,952,067	3,168,413	3,380,483	3,380,483	39
10-000		40960	FED-SURPLUS FOOD PROGRAM	29,495	28,330	39,000	39,000	57
10-000		40964	FED-FOSTER CARE	1,497,923	1,511,870	1,813,123	1,813,123	39
10-000		40968	FED-REFUGEE CASH	1,724	4,892	10,344	10,344	39
10-000		40980	FED-AIDS C.A.R.E. ACT	439,046	487,514	449,706	449,706	36
10-000		40988	FED-DRUG BLOCK GRANT	2,001,159	1,995,006	1,890,825	1,890,825	36
10-000		40996	FED-HEALTH PROGRAMS	2,906,376	3,269,589	3,046,152	3,046,152	36
10-000		40997	FED-SAMHSA DRG FR CMM SPP(DFC)	237,461	102,712	184,342	184,342	36
10-000		41006	FED-MCH BASIC GRANT	177,657	276,612	268,536	268,536	36
10-000		41046	FED-FAS/FAU PROJECTS	6,097	3,250			03
10-000		41093	FED-FEMA	2,968	-3,162		264,129	49
10-000		41095	FED-MISC GRANTS	76,030	-281	52,500	52,500	36
10-000		41095	FED-MISC GRANTS		7,778		97,722	66
10-000		41096	FED-OTHER			150,585	150,585	21
10-000		41096	FED-OTHER	1,400,232	4,519,363	5,235,084	5,235,084	36
10-000		41096	FED-OTHER	830,162	530,165	386,661	408,158	57
10-000		41097	FED-PROBATION TITLE IVE	507,962	545,837	474,670	474,670	57
10-000		41101	FED-ALIEN ASSISTANCE GRANT			80,000	80,000	66
10-000		41102	FED-BJA GRANT	351,824				66
10-000		41106	FED-HUD		105,236			36
10-000		41106	FED-HUD			308,362	308,362	39
10-000		41106	FED-HUD	446,339	1,860,244		85,357	54
10-000		41136	FED-DA VICTIMS SERVICES	771,413	956,129	1,204,036	1,204,036	27
10-000		41144	FED-OCJP LEAA GRANT	98,461	5,750			66
10-000		41150	CONTR FR OTHER GOVT AGENCIES	168,194	159,970	252,032	252,032	27
10-000		41150	CONTR FR OTHER GOVT AGENCIES	179,008	255,190	498,050	498,050	36
10-000		41150	CONTR FR OTHER GOVT AGENCIES	12,000	12,000	17,000	17,000	49
10-000		41150	CONTR FR OTHER GOVT AGENCIES	490,264	399,717	362,917	362,917	66
10-000		41155	AID FROM OTHER GOV AGENCIES	50,000				49
10-000		41155	AID FROM OTHER GOV AGENCIES	140,000		39,000	39,000	57
10-000		41156	AID FROM OTH GOV-CITIES				10,000	18
10-000		41156	AID FROM OTH GOV-CITIES	-440		78,557	78,557	39
10-000		41157	AID FROM OTH GOV-COUNTIES		165,995			39
10-000		41158	AID FRM OTH GV-DSTRCTS/JPA/PFA	515,000	427			33
10-000		41158	AID FRM OTH GV-DSTRCTS/JPA/PFA		66,228	7,615	7,615	36
10-000		41159	AID FROM OTH GOV-RDA		29,437			39
10-000		41160	AID FROM OTH GOV-LCL HSNG AUTH	23,334	23,334	23,334	23,334	39
10-000		41161	AID FROM OTH GV-PRP 10 SC COMM	33,977	33,977			36
10-000		41161	AID FROM OTH GV-PRP 10 SC COMM	407,014	374,542	452,190	558,123	39
10-000		41162	RDA PASS-THROUGHS	382,666	424,625	363,155	424,625	13
10-000		41163	AID OTH GV-ANTI TERR APPR AUTH	80,945				30
10-000		41163	AID OTH GV-ANTI TERR APPR AUTH	34,729	56,788	69,309	69,309	36
10-000		41163	AID OTH GV-ANTI TERR APPR AUTH		5,188	5,000	115,675	66
10-000		41164	AID OTH GOV-UASI APPRVL AUTHOR	121,852				43
10-000	TOTAL INTERGOVERNMENTAL REVENUES			226,047,547	245,024,750	262,108,301	266,614,827	
10-000	CHARGES FOR SERVICES							
10-000		41205	ASSESSMENT & TAX COLLECTN FEES	319,942	541,617	522,401	545,999	12

COUNTY OF SANTA CRUZ

DETAIL OF ADDITIONAL SOURCES BY FUND AND ACCOUNT
GOVERNMENTAL FUNDS
FISCAL YEAR 2019-20

Fund	Fund Name	Financing Source Category	Financing Source Account	2017-18 Actual	2018-19 Actual [x] Estimated [ ]	2019-20 Recommended	2019-20 Adopted by the Board of Supervisors	Dept.
10-000		41205	ASSESSMENT & TAX COLLECTN FEES	-441				13
10-000		41205	ASSESSMENT & TAX COLLECTN FEES	206,445				73
10-000		41206	PROPERTY TAX ADMIN FEE	863,484	895,925	863,484	895,925	09
10-000		41206	PROPERTY TAX ADMIN FEE	227,016	528,867	459,974	528,867	12
10-000		41206	PROPERTY TAX ADMIN FEE	8,708	10,585	8,706	10,585	18
10-000		41206	PROPERTY TAX ADMIN FEE	23,537	13,207	23,538	13,207	24
10-000		41206	PROPERTY TAX ADMIN FEE	232,958				73
10-000		41207	DBT SERV TX ASSESS & ADMN FEES	9,215	9,692	10,000	10,944	12
10-000		41208	SUPP ROLL ASSESSMENT FEE	477,980	656,866	477,980	539,898	09
10-000		41208	SUPP ROLL ASSESSMENT FEE	91,682	241,659	135,000	199,249	12
10-000		41208	SUPP ROLL ASSESSMENT FEE	39,167				13
10-000		41208	SUPP ROLL ASSESSMENT FEE	41,590				73
10-000		41220	ACCOUNTING FEES	236,091	219,827	254,812	254,812	12
10-000		41220	ACCOUNTING FEES	204,686	351,344	403,516	403,516	66
10-000		41222	AUDIT FEES	19,289	23,050	17,000	17,000	12
10-000		41232	RADIO SERVICES	556,542	427,396	554,052	554,052	43
10-000		41240	CANDIDATE FILING FEE	77,415	69,095	50,000	50,000	21
10-000		41242	DISTRICT ELECTION CHARGES	6,850	821,815	10,000	10,000	21
10-000		41244	POSTAGE REIMBURSEMENT	23,470	9,037	19,000	19,000	21
10-000		41255	LEGAL FEES-AT COST PLANNING		125	5,000	5,000	24
10-000		41256	LEGAL FEES	97,774	207,075	234,854	234,854	24
10-000		41257	LEGAL FEES-PROBATE ESTATES	56,412	16,326	50,000	50,000	24
10-000		41259	LEGAL FEES-PUBLIC WORKS	129,938	135,000	135,000	135,000	24
10-000		41260	PUBLIC DEFENDER FEES	7,178	11,296	8,000	8,000	59
10-000		41262	PUBLIC DEFENDER REGISTR FEES	36,513	34,668	45,000	45,000	59
10-000		41291	CODE ENFORC-UNPERMITTD CNSTRCT	47,171	30,488	28,827	28,827	54
10-000		41292	CLEARANCE REVIEW FEES	123,233	99,983	66,007	66,007	36
10-000		41293	CODE ENFORCEMENT			45,000	45,000	18
10-000		41293	CODE ENFORCEMENT	80,052	53,854	44,905	44,905	54
10-000		41294	CORNER RECORD	340	290	560	560	60
10-000		41296	DEVELOPMENT REVIEW GROUP	500		3,000	3,000	60
10-000		41299	ENVIRONMENTAL TECHNICAL REVIEW	64,654	63,164	99,400	99,400	54
10-000		41301	GEOLOGICAL TECHNICAL REVIEW	129,879	125,752	150,000	150,000	54
10-000		41304	INSPECTION CHARGES	15,233	18,825	18,550	18,550	03
10-000		41304	INSPECTION CHARGES	87,827		100,000	100,000	60
10-000		41306	INSPECTION FEES	116,495	129,398	134,300	134,300	03
10-000		41310	MAJOR PROJECTS AT COST SERVICE	918,866	891,849	1,082,434	1,082,434	54
10-000		41313	MINOR LAND DIV REVIEW	3,651				36
10-000		41316	MONUMENTATION FEES	8,357	27,710	30,000	30,000	60
10-000		41320	PARCEL MAP CHECKING FEES			50,000	50,000	60
10-000		41322	PLAN CHECKING FEES	53,803		100,000	100,000	60
10-000		41324	ENVIRONMENTAL IMPACT SERVICES	164,227		60,000	60,000	54
10-000		41330	PRELIM LOT INSPECTION FEES	71,138	71,331	27,975	27,975	36
10-000		41331	PLANNING SERV-GP UPDATE	112,873	37,684		463,997	54
10-000		41332	PLANNING SERVICES OTHER	658,833	777,467	905,169	905,169	54
10-000		41334	HOUSING FEES	8,752	11,139	175,216	175,216	54
10-000		41335	HOUSING IMPLEMENTATION	100,000	150,000	150,000	150,000	54
10-000		41338	VA FHA LOAN INSPECTION	1,156	3,120	7,894	7,894	36
10-000		41342	QUARRY PRMT INSPCTN SVCS ZNE 4	4,463	2,672	36,338	36,338	54
10-000		41346	RECORD OF SURVEY CHECKING	15,730	27,535	30,500	30,500	60
10-000		41349	ROAD PLANNING-RESIDENTIAL	59,161	61,500	80,000	80,000	60
10-000		41350	SCCRDA SERVICES	26,553	32,041	379,171	379,171	18
10-000		41350	SCCRDA SERVICES	-5,375	875	3,300	3,300	24
10-000		41351	ROAD PLANNING - COMMERCIAL	16,632	14,529	30,000	30,000	60
10-000		41353	STREET ADDRESSING FEES	15,445	9,818	9,042	9,042	54
10-000		41404	LETTUCE INSPECTION	23,881	46,572	30,000	30,000	03
10-000		41406	REGISTRATION FEES	184,001	215,107	218,489	218,489	03
10-000		41422	CIVIL PROCESS FEES		1,261	37,850	37,850	12
10-000		41422	CIVIL PROCESS FEES	56,099	54,567	65,000	65,000	66
10-000		41422	CIVIL PROCESS FEES	22,366				73

COUNTY OF SANTA CRUZ

DETAIL OF ADDITIONAL SOURCES BY FUND AND ACCOUNT
GOVERNMENTAL FUNDS
FISCAL YEAR 2019-20

Fund	Fund Name	Financing Source Category	Financing Source Account	2017-18 Actual	2018-19 Actual [x] Estimated [ ]	2019-20 Recommended	2019-20 Adopted by the Board of Supervisors	Dept.
10-000		41428	FISCAL SERVICE CHARGE	51,929	84,582	52,500	52,500	36
10-000		41432	REDEMPTION FEES		11,536	20,000	20,000	12
10-000		41432	REDEMPTION FEES	19,501				73
10-000		41457	RECORDING FEES-CO GF	44,177	36,650	46,385	46,385	45
10-000		41458	COGF$25 ADM SCRNG PC1463.07MOE	12,383	12,934	13,002	13,002	45
10-000		41459	COGF$10 CIT PRCSS PC1463.07MOE	938	772	1,000	1,000	45
10-000		41474	PROBATION SERVICES FEE	62,196	61,448	30,000	30,000	57
10-000		41500	ESTATE FEES	55,936	22,030	35,000	35,000	27
10-000		41500	ESTATE FEES	1,310	15,767	100,275	100,275	36
10-000		41520	ALARM RESPONSE SERVICE FEE	19,105	16,002	15,000	15,000	66
10-000		41522	BOOKING FEE 29550(E)	634,026	560,692	638,000	638,000	66
10-000		41524	CONSUMER FRAUD PENALTY	1,291,838	1,443,791	1,715,686	1,698,185	27
10-000		41526	DOMESTIC VIOLENCE DIVERSN FEES	606	124			57
10-000		41527	DNA IDENTIFICATN FD GC76104.6	213,010	22,711	90,000	90,000	66
10-000		41530	EDUCATION SVCS-POST REIMBRSMNT	30,633	24,940	20,000	20,000	66
10-000		41532	ELECTRONIC SUPERVISION PROGRAM	76				57
10-000		41536	IDENTIFICATION FEES	3,598	2,440	5,500	5,500	66
10-000		41538	LAW ENFORCEMENT SERVICES	2,346,062	2,496,362	2,600,912	2,600,912	66
10-000		41542	TRAFFIC SCHOOL FEES	540	415	1,000	1,000	36
10-000		41548	OTHER LAW ENFORCEMENT SERVICES	1,887	543	4,750	4,750	57
10-000		41548	OTHER LAW ENFORCEMENT SERVICES	1,116,390	1,008,303	1,087,315	1,087,315	66
10-000		41558	VITALS RECORD COPIES	125,940	128,863	125,000	125,000	23
10-000		41559	RECORDERS INDEX-MF/CDS	15,725	18,327	14,000	14,000	23
10-000		41560	RECORDING FEES		13			12
10-000		41560	RECORDING FEES	886,412	785,459	765,000	765,000	23
10-000		41560	RECORDING FEES		27			54
10-000		41560	RECORDING FEES	-130				73
10-000		41561	PASSPORT FEES	202,950	187,355	210,000	210,000	21
10-000		41562	FICTITIOUS BUS NAME STMTS	89,080	92,429	90,000	90,000	21
10-000		41563	FICTITIOUS B/N COPIES	565	490	500	500	21
10-000		41564	MARRIAGE LIC PUBLIC	84,100	80,913	95,000	95,000	21
10-000		41565	MARRIAGE LIC CONFIDENTIAL	8,493	8,322	9,000	9,000	21
10-000		41566	NOTARY BOND FEES	7,224	6,272	7,280	7,280	21
10-000		41567	OTHER CERTIFIED COPIES-CLERK	2,817	2,712	2,500	2,500	21
10-000		41568	MARRIAGE CEREMONY FEE	47,900	44,500	49,000	49,000	21
10-000		41576	PERMIT PROCESSING FEES		50			18
10-000		41580	REMOVAL OF ABANDONED VEHICLES	51,141	6,535	15,000	15,000	66
10-000		41606	CONDITION USE PERMIT	33,307	52,355	48,937	48,937	36
10-000		41614	DEVELOPMENT REVIEW GROUP	1,592	2,379	4,000	4,000	60
10-000		41615	SITE MITIGATION FEES	266,146	340,436	516,987	516,987	36
10-000		41617	EMERGENCY RESPONSE RECOVERY		9,854	6,404	6,404	36
10-000		41618	OTHER ENVIRONMENTAL SERVICES	669,954	370,501	772,708	772,708	36
10-000		41619	DRNKNG DRIVR 1ST OFFN-ADMN/MON	29,469	27,285	30,000	30,000	36
10-000		41624	FMLY PLANNING -MEDICAL-SVC FEE	2,032				36
10-000		41628	HAZARDOUS MATL MGMT PLAN	808,079	851,448	839,436	839,436	36
10-000		41630	HAZARDOUS MAT-FAC PLAN REVIEW			7,194	7,194	36
10-000		41632	HAZ MAT-UNDERGROUND STOR FEE	228,564	238,403	241,012	241,012	36
10-000		41634	HAZARDOUS WASTE GENERATOR	84,901	84,359	98,961	98,961	36
10-000		41636	HAZARDOUS MATL FILE REVIEW	23,548	28,036			36
10-000		41640	HEALTH FEES-OTHER	20,634	21,133	22,476	22,476	36
10-000		41646	HOUSEHOLD HAZARD WASTE COORDIN	450				60
10-000		41649	INMATE MEDICAL CO-PAY	3,059	2,192			66
10-000		41658	MEDICAL WASTE	106,760	115,090	114,955	114,955	36
10-000		41675	OUTPATIENT CLINIC FEES-EPIC	-205				01
10-000		41675	OUTPATIENT CLINIC FEES-EPIC	27,190,986	25,898,147	38,821,764	39,163,722	36
10-000		41678	PATIENT REVENUE	5,419,333	4,140,170	5,471,840	5,471,840	36
10-000		41698	REVENUE FROM HOMELESS	41,071	41,076	41,076	41,076	36
10-000		41702	SB-1535 VITAL STATISTICS	5,358	4,694	15,000	15,000	36
10-000		41704	SB 612-EMS REVENUE	464,146	440,262	690,440	690,440	36
10-000		41706	SENT TO COLLECTIONS-GENERAL	402	172	500	500	66

COUNTY OF SANTA CRUZ

DETAIL OF ADDITIONAL SOURCES BY FUND AND ACCOUNT
GOVERNMENTAL FUNDS
FISCAL YEAR 2019-20

Fund	Fund Name	Financing Source Category	Financing Source Account	2017-18 Actual	2018-19 Actual [x] Estimated [ ]	2019-20 Recommended	2019-20 Adopted by the Board of Supervisors	Dept.
10-000		41716	VITAL STATISTICS	152,915	133,476	165,000	165,000	36
10-000		41800	CARE IN COUNTY INSTITUTIONS	25,818	5,819			57
10-000		41802	CARE IN PRIVTE INST-BRDNG HME	985	306			57
10-000		41805	DRNKNG DRVR MULT OFFN-ADMIN/MN	21,225	22,882	23,000	23,000	36
10-000		41817	MENTAL HEALTH IEP SERVICES-COE	558,216	586,887	762,559	762,559	36
10-000		41830	CALIFORNIA CHILDREN SERVICES	215		300	300	36
10-000		41832	CCS-INSURANCE & SETTLEMENTS		440			36
10-000		41860	SEPT PMP-CHEM TOILT CLEAN SRVC	45,232	42,571	35,226	35,226	36
10-000		42000	MAINTENANCE CHARGES	1,552,190	1,618,476	1,843,852	1,843,852	49
10-000		42002	PARK & REC FEES	1,487,199	1,342,250	1,580,150	1,580,150	49
10-000		42010	ADMINISTRATIVE SERVICES	180,201	324,920	213,901	2,713,901	36
10-000		42010	ADMINISTRATIVE SERVICES	13,911	36,218	36,000	36,000	49
10-000		42010	ADMINISTRATIVE SERVICES	5,000	5,000	5,000	5,000	54
10-000		42010	ADMINISTRATIVE SERVICES	477,556	547,005	430,000	430,000	66
10-000		42012	AUTOMATION FEES	2,354	907	4,000	4,000	66
10-000		42018	MICROGRAPHICS FEES	61,528	54,149	50,000	50,000	23
10-000		42019	CLERK FEES	18,867	17,891	20,000	20,000	21
10-000		42020	COPY CHARGES	77	87	250	250	18
10-000		42020	COPY CHARGES	9,131	8,120	5,000	5,000	27
10-000		42020	COPY CHARGES		-52			35
10-000		42020	COPY CHARGES	1,643	1,518	1,300	1,300	36
10-000		42020	COPY CHARGES	3,143	4,528	4,000	4,000	54
10-000		42020	COPY CHARGES	2,401	3,104	3,000	3,000	66
10-000		42021	COST RECOVERY-SB940		24,927	30,000	30,000	12
10-000		42021	COST RECOVERY-SB940	28,360				73
10-000		42022	COST RECOVERY-OTHER		5,917	1,000	1,000	12
10-000		42022	COST RECOVERY-OTHER	234,072	93,209	278,717	278,717	18
10-000		42022	COST RECOVERY-OTHER	156,874	151,455	156,500	156,500	36
10-000		42022	COST RECOVERY-OTHER	140,965	104,440	126,564	126,564	39
10-000		42022	COST RECOVERY-OTHER		59,895			54
10-000		42022	COST RECOVERY-OTHER	17,769	21,220	23,603	23,603	66
10-000		42022	COST RECOVERY-OTHER	8,746				73
10-000		42027	EMIS - GEO FAX SERVICES	420	15			18
10-000		42028	EXTRAORDINARY FEES	3,188	3,814	3,150	3,150	36
10-000		42030	FIRE PROTECTION SERVICES		-154			36
10-000		42031	FOOD SERVICE	16,876	11,316	18,550	18,550	33
10-000		42031	FOOD SERVICE		200	100	100	66
10-000		42042	MANAGEMENT SERVICES	4,285	5,368	3,500	3,500	18
10-000		42042	MANAGEMENT SERVICES		22,770	22,770	22,770	30
10-000		42042	MANAGEMENT SERVICES	188,587	190,496	255,034	255,034	33
10-000		42042	MANAGEMENT SERVICES	90,003	79,345	85,057	85,057	43
10-000		42043	GENERAL PLAN MAINTENANCE FEE	223,364	221,145	280,742	280,742	54
10-000		42046	MOBILE HOME OCCUPANCY FEE	72,913	29,350	35,000	35,000	24
10-000		42047	OTHER CHARGES CURRENT SERVICES	1,581	1,937			03
10-000		42047	OTHER CHARGES CURRENT SERVICES	16,733	19,599	20,000	20,000	09
10-000		42047	OTHER CHARGES CURRENT SERVICES	105	229,649	253,500	253,500	12
10-000		42047	OTHER CHARGES CURRENT SERVICES	7,484	12,796	9,500	9,500	18
10-000		42047	OTHER CHARGES CURRENT SERVICES	9,677	9,406	9,000	9,000	21
10-000		42047	OTHER CHARGES CURRENT SERVICES	768,608	817,406	708,569	708,569	30
10-000		42047	OTHER CHARGES CURRENT SERVICES	345,247	363,009	273,931	273,931	33
10-000		42047	OTHER CHARGES CURRENT SERVICES	168,249	302,006	563,941	563,941	36
10-000		42047	OTHER CHARGES CURRENT SERVICES	86,553	68,954	88,330	88,330	39
10-000		42047	OTHER CHARGES CURRENT SERVICES		1	500	500	45
10-000		42047	OTHER CHARGES CURRENT SERVICES	49,853	32,905	163,255	130,255	49
10-000		42047	OTHER CHARGES CURRENT SERVICES	2,046,038	2,249,152	2,296,984	2,296,984	51
10-000		42047	OTHER CHARGES CURRENT SERVICES	24,113	24,189	25,000	25,000	54
10-000		42047	OTHER CHARGES CURRENT SERVICES	104,372	78,361	81,803	81,803	57
10-000		42047	OTHER CHARGES CURRENT SERVICES	242,909	377,632	421,654	421,654	66
10-000		42047	OTHER CHARGES CURRENT SERVICES	261,420				73
10-000		42048	OTHER NON-PROFIT FEES	264,437	182,937	254,914	254,914	36

COUNTY OF SANTA CRUZ

DETAIL OF ADDITIONAL SOURCES BY FUND AND ACCOUNT
GOVERNMENTAL FUNDS
FISCAL YEAR 2019-20

Fund	Fund Name	Financing Source Category	Financing Source Account	2017-18 Actual	2018-19 Actual [x] Estimated [ ]	2019-20 Recommended	2019-20 Adopted by the Board of Supervisors	Dept.
10-000		42050	PARKING & BIKE LOCKER FEES	75,861	80,023	105,000	105,000	33
10-000		42052	RECORDERS IMPROVEMENT FEE	429,206	318,840	250,000	250,000	23
10-000		42054	REAL ESTATE FRAUD FEE	80,705	65,402	75,000	75,000	27
10-000		42056	SART/SANE REVENUE	84,945	62,837	214,986	214,986	66
10-000		42058	SS TRUNC GC27361.D IC132320		15,000	15,000	15,000	23
10-000		42059	ELECTRONIC RECDG DEL GC27397.D	125,871	72,429	40,000	40,000	23
10-000		42060	TAX LIEN RELEASE FEES		5,138	5,000	5,000	12
10-000		42060	TAX LIEN RELEASE FEES	4,926				73
10-000		42065	TOBACCO RETAIL LICENSE FEES	23,020	22,997	23,335	23,335	36
10-000		42066	RISK MANAGEMENT SERVICES	667,663	765,788	714,115	714,115	24
10-000		42067	VEHICLE REG FEES - VC9250-14	166,518	182,975	180,487	180,487	27
10-000		42068	WATER SERVICES	-112				36
10-000		42071	DPTY MARRIAGE COMM DAY FC401AB	16,680	14,520	16,000	16,000	21
10-000		42075	CHARGES FOR SERV-MEMO	260,940	275,789	226,000	226,000	49
10-000		42100	BANKING SERVICES		276,132	278,307	278,307	12
10-000		42100	BANKING SERVICES	159,078				73
10-000		42102	CENTRAL SUPPLY SERVICES	29,036	29,829	30,000	30,000	33
10-000		42105	COUNTY OVERHEAD CHARGES	595,118	144,869	144,869	646,114	12
10-000		42105	COUNTY OVERHEAD CHARGES	154,098	156,603	156,603	-55,082	13
10-000		42105	COUNTY OVERHEAD CHARGES	649,123	492,056	492,056	479,282	18
10-000		42105	COUNTY OVERHEAD CHARGES	-336,362	-67,679	-67,679	-284,321	24
10-000		42105	COUNTY OVERHEAD CHARGES	1,042,534	761,823	761,823	256,692	33
10-000		42105	COUNTY OVERHEAD CHARGES	-26,841	-12,874	-12,874	-114,343	43
10-000		42105	COUNTY OVERHEAD CHARGES	25,772	33,460	33,460	18,242	49
10-000		42105	COUNTY OVERHEAD CHARGES	319,990	397,565	397,565	457,488	51
10-000		42105	COUNTY OVERHEAD CHARGES	10,364				73
10-000		42106	CUSTODIAN SERVICES	246,307	261,677	262,500	262,500	33
10-000		42116	INVESTMENT SERVICES		584,772	600,598	600,598	12
10-000		42116	INVESTMENT SERVICES	584,520				73
10-000		42118	REPAIR & MAINTENANCE SERVICES	69,060	86,628	94,000	94,000	33
10-000		42120	RISK MGMT PREV PLAN	15,665	14,907	17,429	17,429	36
10-000		42126	UTILITIES	3,344	3,811	4,000	4,000	33
10-000		TOTAL CHARGES FOR SERVICES		65,688,018	63,631,790	80,819,825	83,817,119	
10-000		MISC. REVENUES						
10-000		42310	TOBACCO INDUSTRY SETTLEMT		1,626,688	1,711,898	1,626,688	13
10-000		42310	TOBACCO INDUSTRY SETTLEMT		1,065,000			36
10-000		42320	CAFETERIA SALES	583	420	600	600	57
10-000		42328	SALE OF BOARD AGENDA COPIES	1,564	920	500	500	54
10-000		42331	SALES-MEDICAL OTC REIMB	67	5	100	100	66
10-000		42332	SALES-OTHER-NON TAXABLE		288			36
10-000		42332	SALES-OTHER-NON TAXABLE	4,008	2,396	10,000	10,000	60
10-000		42334	SALES-OTHER-TAXABLE	229		1,000	1,000	33
10-000		42334	SALES-OTHER-TAXABLE	16		100	100	54
10-000		42334	SALES-OTHER-TAXABLE	966	596	5,000	5,000	60
10-000		42362	CASH OVERAGES		569	675	675	12
10-000		42362	CASH OVERAGES	148	63			21
10-000		42362	CASH OVERAGES	6				36
10-000		42362	CASH OVERAGES	36	14	50	50	49
10-000		42362	CASH OVERAGES	-68	-85			54
10-000		42362	CASH OVERAGES	196	2,252	25	25	66
10-000		42362	CASH OVERAGES	804				73
10-000		42367	CONTRIBUTIONS FROM OTHER FUNDS	108,219	926,299	333,438	4,904,937	18
10-000		42367	CONTRIBUTIONS FROM OTHER FUNDS	4,435,025	768,564	1,009,955	1,009,955	36
10-000		42367	CONTRIBUTIONS FROM OTHER FUNDS	24,755				39
10-000		42367	CONTRIBUTIONS FROM OTHER FUNDS	235,682	202,725	265,828	265,828	54
10-000		42367	CONTRIBUTIONS FROM OTHER FUNDS	124,082	140,852	153,021	153,021	57
10-000		42371	CONTRIBUTIONS-OTHER		36,325		100,000	39
10-000		42371	CONTRIBUTIONS-OTHER	15,000				54
10-000		42372	CONTRIBUTIONS AND DONATIONS	15,168	20,908	15,000	15,000	18
10-000		42372	CONTRIBUTIONS AND DONATIONS	41,255	-407			27

COUNTY OF SANTA CRUZ

DETAIL OF ADDITIONAL SOURCES BY FUND AND ACCOUNT
GOVERNMENTAL FUNDS
FISCAL YEAR 2019-20

Fund	Fund Name	Financing Source Category	Financing Source Account	2017-18 Actual	2018-19 Actual [x] Estimated [ ]	2019-20 Recommended	2019-20 Adopted by the Board of Supervisors	Dept.
10-000		42372	CONTRIBUTIONS AND DONATIONS	999,960	416,650			36
10-000		42372	CONTRIBUTIONS AND DONATIONS	10,267	8,153	10,000	10,000	49
10-000		42376	PRIN/OTHER LOAN REPAYMENTS	49,319	50,794	50,794	50,794	13
10-000		42377	OFFSET-LOAN PRIN REPAYMTS	-49,319	-50,794	-50,794	-50,794	13
10-000		42380	NSF CHECKS	-131	-143			03
10-000		42380	NSF CHECKS	6	-121			13
10-000		42380	NSF CHECKS		-1,775			18
10-000		42380	NSF CHECKS	-129	5			21
10-000		42380	NSF CHECKS	-308	36	100	100	23
10-000		42380	NSF CHECKS	-119	-617			33
10-000		42380	NSF CHECKS	-4,349	-527	-280	-280	36
10-000		42380	NSF CHECKS	-15				39
10-000		42380	NSF CHECKS	-7,807	-2,916			45
10-000		42380	NSF CHECKS	-815	-20	-1,000	-1,000	49
10-000		42380	NSF CHECKS	-20	-99			51
10-000		42380	NSF CHECKS	14	-3,684	100	100	66
10-000		42381	NSF CHECKS-RETURNED CHECK FEES		16,463	13,850	13,850	12
10-000		42381	NSF CHECKS-RETURNED CHECK FEES	240	200			21
10-000		42381	NSF CHECKS-RETURNED CHECK FEES		80	200	200	23
10-000		42381	NSF CHECKS-RETURNED CHECK FEES		41			33
10-000		42381	NSF CHECKS-RETURNED CHECK FEES	740	760	2,000	2,000	36
10-000		42381	NSF CHECKS-RETURNED CHECK FEES	40	40	40	40	49
10-000		42381	NSF CHECKS-RETURNED CHECK FEES	40				51
10-000		42381	NSF CHECKS-RETURNED CHECK FEES	680	880	800	800	54
10-000		42381	NSF CHECKS-RETURNED CHECK FEES	40	120	100	100	66
10-000		42381	NSF CHECKS-RETURNED CHECK FEES	15,063				73
10-000		42384	OTHER REVENUE	44,693	46,855	600	600	03
10-000		42384	OTHER REVENUE	280	100,290	120,000	120,000	12
10-000		42384	OTHER REVENUE	74,346	23,863	22,834	22,834	13
10-000		42384	OTHER REVENUE		5,425	25,108	25,108	18
10-000		42384	OTHER REVENUE	75	117			21
10-000		42384	OTHER REVENUE	59,624	146,729	10,000	10,000	23
10-000		42384	OTHER REVENUE	147	708	7,248	7,248	24
10-000		42384	OTHER REVENUE	19,851	1,647			27
10-000		42384	OTHER REVENUE	100,722	103,029	132,623	132,623	33
10-000		42384	OTHER REVENUE	9,014,573	12,542,785	11,571,293	13,099,690	36
10-000		42384	OTHER REVENUE	65,143	41,145	17,025	47,025	39
10-000		42384	OTHER REVENUE	150,000	75,000	150,000	75,000	45
10-000		42384	OTHER REVENUE	25,564	35,744	33,100	33,100	49
10-000		42384	OTHER REVENUE	1,145	6,610	1,780	1,780	51
10-000		42384	OTHER REVENUE	34,048	55,476	4,191	34,191	57
10-000		42384	OTHER REVENUE			6,000	6,000	60
10-000		42384	OTHER REVENUE	65,311	44,884	48,000	48,000	66
10-000		42384	OTHER REVENUE	97,972				73
10-000		42390	UNCLAIMED MONEY-ESCHEATED	3,502	7,214	40,000	40,000	12
10-000		42390	UNCLAIMED MONEY-ESCHEATED	13,055	30,692	25,000	25,000	13
10-000		42390	UNCLAIMED MONEY-ESCHEATED	136				27
10-000	TOTAL MISC. REVENUES			15,791,325	18,496,131	15,747,902	21,847,588	
10-000	OTHER FINANCING SOURCES							
10-000		42450	SLS OF FIXED ASSETS-NONTAXABLE	23,500				60
10-000		42461	OPER TRNSFR IN-CWKS ST MOE REV	4,038,866	4,014,824	4,038,866	4,038,866	39
10-000		42462	OPERATING TRANSFER IN	1,477,860	1,588,928	1,747,223	1,739,182	03
10-000		42462	OPERATING TRANSFER IN	10,592	11,999	24,000	20,565	13
10-000		42462	OPERATING TRANSFER IN	6,785,052	8,688,722	9,278,189	9,278,189	36
10-000		42462	OPERATING TRANSFER IN	10,641,684	12,089,248	11,406,357	11,406,357	39
10-000		42462	OPERATING TRANSFER IN				113,799	54
10-000		42464	OP/TRF IN-FR NONDISTR CERTS DS	5,670	5,681	5,769	5,769	13
10-000		42465	OP/TRF IN-FR PFACERTS CNST FDS	239,450	157,786		135,349	12
10-000		42466	OP/TRF IN-FR DISTRCTS CERTS DS	865,615	864,850	865,758	865,758	13
10-000		42473	INCPTN OF LSE PRCH AGRMT NCGA5	16,080				18

COUNTY OF SANTA CRUZ

DETAIL OF ADDITIONAL SOURCES BY FUND AND ACCOUNT
GOVERNMENTAL FUNDS
FISCAL YEAR 2019-20

Fund	Fund Name	Financing Source Category	Financing Source Account	2017-18 Actual	2018-19 Actual [x] Estimated [ ]	2019-20 Recommended	2019-20 Adopted by the Board of Supervisors	Dept.
10-000		42473	INCPTN OF LSE PRCH AGRMT NCGA5			3,980	3,980	23
10-000		42473	INCPTN OF LSE PRCH AGRMT NCGA5		9,891			36
10-000		42473	INCPTN OF LSE PRCH AGRMT NCGA5	12,392	4,323			39
10-000		42473	INCPTN OF LSE PRCH AGRMT NCGA5	52,270	556,932			43
10-000		42473	INCPTN OF LSE PRCH AGRMT NCGA5		2,225			57
10-000		42473	INCPTN OF LSE PRCH AGRMT NCGA5	11,747	13,594	11,216	11,216	66
10-000		TOTAL OTHER FINANCING SOURCES		24,180,778	28,009,003	27,381,358	27,619,030	
10-000		OTHER GOVERNMENTAL UNIT REVENU						
10-000		42726	MARRIAGE RCRD CPY FEE-HC10605C	32	-32			23
10-000		42727	MISS PRSN DNAPC14251A DTH CRTS	775				23
10-000		42728	NEGATIVE DECLARATION			2,000	2,000	18
10-000		TOTAL OTHER GOVERNMENTAL UNIT REVENU		807	-32	2,000	2,000	
10	**TOTAL GENERAL FUND**			**478,225,000**	**511,879,619**	**552,250,582**	**567,275,935**	
21	**SPECIAL REVENUE -COUNTY WIDE**							
21-025	**HOUSING**							
21-025		REV FROM USE OF MONEY & PROP						
21-025		40430	INTEREST	8,475	14,474	4,500	4,500	13
21-025		40436	INTEREST LOAN PAYMENTS	21,222	31,610	21,415	21,415	13
21-025		TOTAL REV FROM USE OF MONEY & PROP		29,697	46,084	25,915	25,915	
21-025		INTERGOVERNMENTAL REVENUES						
21-025		40867	ST-HOUSING	304,926				13
21-025		TOTAL INTERGOVERNMENTAL REVENUES		304,926	0	0	0	
21-025		MISC. REVENUES						
21-025		42371	CONTRIBUTIONS-OTHER	489,650				13
21-025		42376	PRIN/OTHER LOAN REPAYMENTS	161,134	222,480	232,800	232,800	13
21-025		42377	OFFSET-LOAN PRIN REPAYMTS	-161,134	-222,480			13
21-025		TOTAL MISC. REVENUES		489,650	0	232,800	232,800	
21-025		OTHER FINANCING SOURCES						
21-025		42462	OPERATING TRANSFER IN	3,194				13
21-025		TOTAL OTHER FINANCING SOURCES		3,194	0	0	0	
21-025	**TOTAL HOUSING**			**827,467**	**46,084**	**258,715**	**258,715**	
21-026	**HOUSING CDBG**							
21-026		REV FROM USE OF MONEY & PROP						
21-026		40430	INTEREST		34			13
21-026		40436	INTEREST LOAN PAYMENTS	2,300				13
21-026		TOTAL REV FROM USE OF MONEY & PROP		2,300	34	0	0	
21-026		MISC. REVENUES						
21-026		42384	OTHER REVENUE		36,161			13
21-026		TOTAL MISC. REVENUES		0	36,161	0	0	
21-026	**TOTAL HOUSING CDBG**			**2,300**	**36,195**	**0**	**0**	
21-027	**HOUSING-SUBDIV IN-LIEU**							
21-027		REV FROM USE OF MONEY & PROP						
21-027		40430	INTEREST	8,704	34,980	30,000	30,000	13
21-027		TOTAL REV FROM USE OF MONEY & PROP		8,704	34,980	30,000	30,000	
21-027		CHARGES FOR SERVICES						
21-027		41280	AFFORDABLE HSNG/DEVELOPER FEES	990,234	547,858	500,000	500,000	13
21-027		41308	IN-LIEU DEVELOPMENT FEES		283,760			13
21-027		TOTAL CHARGES FOR SERVICES		990,234	831,618	500,000	500,000	
21-027		MISC. REVENUES						
21-027		42376	PRIN/OTHER LOAN REPAYMENTS				56,900	13
21-027		TOTAL MISC. REVENUES		0	0	0	56,900	
21-027	**TOTAL HOUSING-SUBDIV IN-LIEU**			**998,938**	**866,598**	**530,000**	**586,900**	
21-028	**HOUSING-PALOMA DEL MAR**							
21-028		REV FROM USE OF MONEY & PROP						
21-028		40430	INTEREST	3,712	5,924	5,000	5,000	13
21-028		TOTAL REV FROM USE OF MONEY & PROP		3,712	5,924	5,000	5,000	
21-028	**TOTAL HOUSING-PALOMA DEL MAR**			**3,712**	**5,924**	**5,000**	**5,000**	
21-029	**HOUSING-ST HOME GRANT FD**							

COUNTY OF SANTA CRUZ

DETAIL OF ADDITIONAL SOURCES BY FUND AND ACCOUNT
GOVERNMENTAL FUNDS
FISCAL YEAR 2019-20

Fund	Fund Name	Financing Source Category	Financing Source Account	2017-18 Actual	2018-19 Actual [x] Estimated [ ]	2019-20 Recommended	2019-20 Adopted by the Board of Supervisors	Dept.
21-029			REV FROM USE OF MONEY & PROP					
21-029		40430	INTEREST	1,440	612	1,000	1,000	13
21-029		40436	INTEREST LOAN PAYMENTS			13,500	13,500	13
21-029			TOTAL REV FROM USE OF MONEY & PROP	1,440	612	14,500	14,500	
21-029			INTERGOVERNMENTAL REVENUES					
21-029		41106	FED-HUD	17,500	557,471		620,952	13
21-029			TOTAL INTERGOVERNMENTAL REVENUES	17,500	557,471	0	620,952	
21-029			MISC. REVENUES					
21-029		42376	PRIN/OTHER LOAN REPAYMENTS			150,000	150,000	13
21-029			TOTAL MISC. REVENUES	0	0	150,000	150,000	
21-029	**TOTAL HOUSING-ST HOME GRANT FD**			**18,940**	**558,083**	**164,500**	**785,452**	
21-030	**HOUSING-LMIH ASSET FUND HSC SE**							
21-030			REV FROM USE OF MONEY & PROP					
21-030		40430	INTEREST	116,211	190,922	60,000	60,000	13
21-030		40436	INTEREST LOAN PAYMENTS	226,735	79,609	33,000	33,000	13
21-030		40440	RENTS & CONCESSIONS	34,630	36,167	70,000	70,000	13
21-030			TOTAL REV FROM USE OF MONEY & PROP	377,576	306,698	163,000	163,000	
21-030			INTERGOVERNMENTAL REVENUES					
21-030		41044	FED-FAS/FAU EMERGENCY RELIEF		1,200			13
21-030			TOTAL INTERGOVERNMENTAL REVENUES	0	1,200	0	0	
21-030			MISC. REVENUES					
21-030		42376	PRIN/OTHER LOAN REPAYMENTS	419,046	300,906	1,270,000	1,326,899	13
21-030		42377	OFFSET-LOAN PRIN REPAYMTS	-419,046	-418,893			13
21-030		42380	NSF CHECKS	1,135				13
21-030		42384	OTHER REVENUE	54,831	343,965			13
21-030		42385	SERAF LOAN PRIN REPAY	117,987				13
21-030			TOTAL MISC. REVENUES	173,953	225,978	1,270,000	1,326,899	
21-030			OTHER FINANCING SOURCES					
21-030		42550	SALES OF LAND HELD FOR RESALE			400,000	400,000	13
21-030			TOTAL OTHER FINANCING SOURCES	0	0	400,000	400,000	
21-030	**TOTAL HOUSING-LMIH ASSET FUND HSC SE**			**551,529**	**533,876**	**1,833,000**	**1,889,899**	
21-031	**HOUSING-OTHER**							
21-031			REV FROM USE OF MONEY & PROP					
21-031		40430	INTEREST	58,991	63,746	30,000	30,000	13
21-031			TOTAL REV FROM USE OF MONEY & PROP	58,991	63,746	30,000	30,000	
21-031	**TOTAL HOUSING-OTHER**			**58,991**	**63,746**	**30,000**	**30,000**	
21-120	**PARK DED-LA SELVA I-01**							
21-120			CHARGES FOR SERVICES					
21-120		42204	PARK DEDICATION FEES	2,000				19
21-120			TOTAL CHARGES FOR SERVICES	2,000	0	0	0	
21-120	**TOTAL PARK DED-LA SELVA I-01**			**2,000**	**0**	**0**	**0**	
21-125	**PARK DED-APTOS I-02**							
21-125			CHARGES FOR SERVICES					
21-125		42204	PARK DEDICATION FEES	27,000	13,000	15,000	15,000	19
21-125			TOTAL CHARGES FOR SERVICES	27,000	13,000	15,000	15,000	
21-125	**TOTAL PARK DED-APTOS I-02**			**27,000**	**13,000**	**15,000**	**15,000**	
21-130	**PARK DED-LIVE OAK I-03**							
21-130			CHARGES FOR SERVICES					
21-130		42204	PARK DEDICATION FEES	43,220	27,000	30,000	30,000	19
21-130			TOTAL CHARGES FOR SERVICES	43,220	27,000	30,000	30,000	
21-130	**TOTAL PARK DED-LIVE OAK I-03**			**43,220**	**27,000**	**30,000**	**30,000**	
21-135	**PARK DED-PAJARO I-04**							
21-135			REV FROM USE OF MONEY & PROP					
21-135		40430	INTEREST	3				19
21-135			TOTAL REV FROM USE OF MONEY & PROP	3	0	0	0	
21-135			CHARGES FOR SERVICES					
21-135		42204	PARK DEDICATION FEES	7,000	8,000	4,000	4,000	19
21-135			TOTAL CHARGES FOR SERVICES	7,000	8,000	4,000	4,000	
21-135	**TOTAL PARK DED-PAJARO I-04**			**7,003**	**8,000**	**4,000**	**4,000**	
21-140	**PARK DED-SAN ANDREAS II-05**							

COUNTY OF SANTA CRUZ

DETAIL OF ADDITIONAL SOURCES BY FUND AND ACCOUNT
GOVERNMENTAL FUNDS
FISCAL YEAR 2019-20

Fund	Fund Name	Financing Source Category	Financing Source Account	2017-18 Actual	2018-19 Actual [x] Estimated [ ]	2019-20 Recommended	2019-20 Adopted by the Board of Supervisors	Dept.
21-140		CHARGES FOR SERVICES						
21-140		42204	PARK DEDICATION FEES	2,400	4,800			19
21-140		TOTAL CHARGES FOR SERVICES		2,400	4,800	0	0	
21-140	**TOTAL PARK DED-SAN ANDREAS II-05**			**2,400**	**4,800**	**0**	**0**	
21-145	**PARK DED-CARBONERA II-06**							
21-145		REV FROM USE OF MONEY & PROP						
21-145		40430	INTEREST	3				19
21-145		TOTAL REV FROM USE OF MONEY & PROP		3	0	0	0	
21-145		CHARGES FOR SERVICES						
21-145		42204	PARK DEDICATION FEES	11,200	10,277	10,000	10,000	19
21-145		TOTAL CHARGES FOR SERVICES		11,200	10,277	10,000	10,000	
21-145	**TOTAL PARK DED-CARBONERA II-06**			**11,203**	**10,277**	**10,000**	**10,000**	
21-150	**PARK DED-SOQUEL II-07**							
21-150		CHARGES FOR SERVICES						
21-150		42204	PARK DEDICATION FEES	8,000	24,800	10,000	10,000	19
21-150		TOTAL CHARGES FOR SERVICES		8,000	24,800	10,000	10,000	
21-150	**TOTAL PARK DED-SOQUEL II-07**			**8,000**	**24,800**	**10,000**	**10,000**	
21-155	**PARK DED-SAN LORENZO II-08**							
21-155		CHARGES FOR SERVICES						
21-155		42204	PARK DEDICATION FEES	11,200	19,564	5,000	5,000	19
21-155		TOTAL CHARGES FOR SERVICES		11,200	19,564	5,000	5,000	
21-155	**TOTAL PARK DED-SAN LORENZO II-08**			**11,200**	**19,564**	**5,000**	**5,000**	
21-160	**PARK DED-APTOS HILLS III-09**							
21-160		CHARGES FOR SERVICES						
21-160		42204	PARK DEDICATION FEES	8,670	5,202	6,000	6,000	19
21-160		TOTAL CHARGES FOR SERVICES		8,670	5,202	6,000	6,000	
21-160	**TOTAL PARK DED-APTOS HILLS III-09**			**8,670**	**5,202**	**6,000**	**6,000**	
21-165	**PARK DED-SKYLINE III-10**							
21-165		CHARGES FOR SERVICES						
21-165		42204	PARK DEDICATION FEES	1,734	2,312	2,000	2,000	19
21-165		TOTAL CHARGES FOR SERVICES		1,734	2,312	2,000	2,000	
21-165	**TOTAL PARK DED-SKYLINE III-10**			**1,734**	**2,312**	**2,000**	**2,000**	
21-170	**PARK DED-SUMMIT III-11**							
21-170		CHARGES FOR SERVICES						
21-170		42204	PARK DEDICATION FEES	2,312	8,092	5,300	5,300	19
21-170		TOTAL CHARGES FOR SERVICES		2,312	8,092	5,300	5,300	
21-170	**TOTAL PARK DED-SUMMIT III-11**			**2,312**	**8,092**	**5,300**	**5,300**	
21-175	**PARK DED-EUREKA III-12**							
21-175		CHARGES FOR SERVICES						
21-175		42204	PARK DEDICATION FEES	2,312	4,624	3,000	3,000	19
21-175		TOTAL CHARGES FOR SERVICES		2,312	4,624	3,000	3,000	
21-175	**TOTAL PARK DED-EUREKA III-12**			**2,312**	**4,624**	**3,000**	**3,000**	
21-180	**PARK DED-NORTH COAST III-13**							
21-180		CHARGES FOR SERVICES						
21-180		42204	PARK DEDICATION FEES	1,734				19
21-180		TOTAL CHARGES FOR SERVICES		1,734	0	0	0	
21-180	**TOTAL PARK DED-NORTH COAST III-13**			**1,734**	**0**	**0**	**0**	
21-185	**PARK DED-BONNY DOON III-14**							
21-185		CHARGES FOR SERVICES						
21-185		42204	PARK DEDICATION FEES	6,358	1,156			19
21-185		TOTAL CHARGES FOR SERVICES		6,358	1,156	0	0	
21-185	**TOTAL PARK DED-BONNY DOON III-14**			**6,358**	**1,156**	**0**	**0**	
21-190	**PARK DED-SALSIPUEDES III-15**							
21-190		CHARGES FOR SERVICES						
21-190		42204	PARK DEDICATION FEES	6,936	1,156			19
21-190		TOTAL CHARGES FOR SERVICES		6,936	1,156	0	0	
21-190	**TOTAL PARK DED-SALSIPUEDES III-15**			**6,936**	**1,156**	**0**	**0**	
21-195	**PARK DED-ALBA REC**							
21-195		REV FROM USE OF MONEY & PROP						
21-195		40430	INTEREST	6	10	10	10	19

COUNTY OF SANTA CRUZ

DETAIL OF ADDITIONAL SOURCES BY FUND AND ACCOUNT
GOVERNMENTAL FUNDS
FISCAL YEAR 2019-20

Fund	Fund Name	Financing Source Category	Financing Source Account	2017-18 Actual	2018-19 Actual [x] Estimated [ ]	2019-20 Recommended	2019-20 Adopted by the Board of Supervisors	Dept.
21-195	TOTAL REV FROM USE OF MONEY & PROP			6	10	10	10	
21-195	**TOTAL PARK DED-ALBA REC**			**6**	**10**	**10**	**10**	
21-200	**PARK DED-BOULDER CREEK REC**							
21-200	REV FROM USE OF MONEY & PROP							
21-200		40430	INTEREST	165	301	150	150	19
21-200	TOTAL REV FROM USE OF MONEY & PROP			165	301	150	150	
21-200	CHARGES FOR SERVICES							
21-200		42204	PARK DEDICATION FEES	2,400				19
21-200	TOTAL CHARGES FOR SERVICES			2,400	0	0	0	
21-200	**TOTAL PARK DED-BOULDER CREEK REC**			**2,565**	**301**	**150**	**150**	
21-205	**PARK DED-LA SELVA REC**							
21-205	REV FROM USE OF MONEY & PROP							
21-205		40430	INTEREST	589	40	20	20	19
21-205	TOTAL REV FROM USE OF MONEY & PROP			589	40	20	20	
21-205	CHARGES FOR SERVICES							
21-205		42204	PARK DEDICATION FEES		6,000			19
21-205	TOTAL CHARGES FOR SERVICES			0	6,000	0	0	
21-205	**TOTAL PARK DED-LA SELVA REC**			**589**	**6,040**	**20**	**20**	
21-210	**PARK DED-OPAL REC**							
21-210	REV FROM USE OF MONEY & PROP							
21-210		40430	INTEREST	175	359	180	180	19
21-210	TOTAL REV FROM USE OF MONEY & PROP			175	359	180	180	
21-210	CHARGES FOR SERVICES							
21-210		42204	PARK DEDICATION FEES	4,000	1,000			19
21-210	TOTAL CHARGES FOR SERVICES			4,000	1,000	0	0	
21-210	**TOTAL PARK DED-OPAL REC**			**4,175**	**1,359**	**180**	**180**	
21-215	**PARK DED-CERTS RESERVE**							
21-215	REV FROM USE OF MONEY & PROP							
21-215		40430	INTEREST	140	237	240	240	19
21-215	TOTAL REV FROM USE OF MONEY & PROP			140	237	240	240	
21-215	**TOTAL PARK DED-CERTS RESERVE**			**140**	**237**	**240**	**240**	
21-216	**PARK DED-FUND INTEREST**							
21-216	REV FROM USE OF MONEY & PROP							
21-216		40430	INTEREST	23,643	38,363	33,895	33,895	19
21-216	TOTAL REV FROM USE OF MONEY & PROP			23,643	38,363	33,895	33,895	
21-216	**TOTAL PARK DED-FUND INTEREST**			**23,643**	**38,363**	**33,895**	**33,895**	
21-220	**TRANSPORTATION**							
21-220	REV FROM USE OF MONEY & PROP							
21-220		40430	INTEREST	3,392	829	200	200	60
21-220	TOTAL REV FROM USE OF MONEY & PROP			3,392	829	200	200	
21-220	CHARGES FOR SERVICES							
21-220		41582	OTHER ROAD & STREET SERVICES		415,359	175,000	175,000	60
21-220	TOTAL CHARGES FOR SERVICES			0	415,359	175,000	175,000	
21-220	**TOTAL TRANSPORTATION**			**3,392**	**416,188**	**175,200**	**175,200**	
21-225	**FISH AND GAME**							
21-225	FINES, FORFEITURES & ASSMNTS							
21-225		40384	FISH & GAME FINES - F&G 13003	1,889	3,932	3,000	3,000	13
21-225		40418	JUDGMENTS & DAMAGES	12,000	5,250	4,000	4,000	13
21-225	TOTAL FINES, FORFEITURES & ASSMNTS			13,889	9,182	7,000	7,000	
21-225	REV FROM USE OF MONEY & PROP							
21-225		40430	INTEREST	177	354	200	200	13
21-225	TOTAL REV FROM USE OF MONEY & PROP			177	354	200	200	
21-225	**TOTAL FISH AND GAME**			**14,066**	**9,536**	**7,200**	**7,200**	
21-300	**ART IN PUBLIC PLACES**							
21-300	REV FROM USE OF MONEY & PROP							
21-300		40430	INTEREST	2,278	4,969	5,050	5,050	13
21-300	TOTAL REV FROM USE OF MONEY & PROP			2,278	4,969	5,050	5,050	
21-300	CHARGES FOR SERVICES							
21-300		42075	CHARGES FOR SERV-MEMO	2,000	5,000			13
21-300	TOTAL CHARGES FOR SERVICES			2,000	5,000	0	0	

COUNTY OF SANTA CRUZ

DETAIL OF ADDITIONAL SOURCES BY FUND AND ACCOUNT
GOVERNMENTAL FUNDS
FISCAL YEAR 2019-20

Fund	Fund Name	Financing Source Category	Financing Source Account	2017-18 Actual	2018-19 Actual [x] Estimated [ ]	2019-20 Recommended	2019-20 Adopted by the Board of Supervisors	Dept.
21-300		MISC. REVENUES						
21-300		42367	CONTRIBUTIONS FROM OTHER FUNDS	133,500	10,000	18,500	47,000	13
21-300		TOTAL MISC. REVENUES		133,500	10,000	18,500	47,000	
21-300		OTHER FINANCING SOURCES						
21-300		42462	OPERATING TRANSFER IN		18,000			13
21-300		TOTAL OTHER FINANCING SOURCES		0	18,000	0	0	
21-300	**TOTAL ART IN PUBLIC PLACES**			**137,778**	**37,969**	**23,550**	**52,050**	
21-310	**STATE PARK BONDS**							
21-310		INTERGOVERNMENTAL REVENUES						
21-310		40544	ST-HOUSING & COMMUNITY DEV	147,339	204,871			19
21-310		40864	ST-DEPT OF PARKS & REC	20,961	98,000	984,775	1,019,647	19
21-310		TOTAL INTERGOVERNMENTAL REVENUES		168,300	302,871	984,775	1,019,647	
21-310	**TOTAL STATE PARK BONDS**			**168,300**	**302,871**	**984,775**	**1,019,647**	
21	**TOTAL SPECIAL REVENUE -COUNTY WIDE**			**2,958,613**	**3,053,363**	**4,136,735**	**4,934,858**	
25	**SPECIAL REVENUE -ROAD FUND**							
25-000		TAXES						
25-000		40186	MEAS D 1/2 CENT-SALES TAX	2,969,212	3,243,303	2,648,392	2,648,392	60
25-000		TOTAL TAXES		2,969,212	3,243,303	2,648,392	2,648,392	
25-000		REV FROM USE OF MONEY & PROP						
25-000		40430	INTEREST	-115,265	-280,478	-180,000	-180,000	60
25-000		40440	RENTS & CONCESSIONS	6,480	5,844	44,000	44,000	60
25-000		TOTAL REV FROM USE OF MONEY & PROP		-108,785	-274,634	-136,000	-136,000	
25-000		INTERGOVERNMENTAL REVENUES						
25-000		40458	ST-HIGHWAY USER TAX-SEC 2103	1,027,199	884,749	2,259,354	2,259,354	60
25-000		40460	ST-HIGHWAY USER TAX-SEC 2104	2,403,624	2,642,639	2,684,020	2,684,020	60
25-000		40462	ST-HIGHWAY USER TAX-SEC 2106	822,542	624,480	640,526	640,526	60
25-000		40464	ST HWY TX-SEC 2105(A)/PROP 111	1,430,152	1,453,506	1,461,713	1,461,713	60
25-000		40465	ST HWY TX- SB1 2017	983,532	4,590,496	5,204,294	5,204,294	60
25-000		40761	ST-RSTPX RG SRF TRNSP PRG EXCH	315,062	2,110,983	987,000	1,263,809	60
25-000		40770	ST-STIP STATE TRANSP IMPRV PRG	156,522				60
25-000		40810	ST-NATURAL DISASTER ASSISTANCE	1,007,252	2,159,010	1,047,499	1,104,604	60
25-000		40860	ST-COASTAL CONSERVANCY	45,000				60
25-000		40866	ST-EXCHANGE FUNDS FAS/FAU	324,813	324,813	324,813	324,813	60
25-000		40887	ST-TRAN CNGSTN IMPRVMT-PROP 42	299,933	298,735			60
25-000		40894	ST-OTHER	700,001	551,111	2,582,000	2,620,284	60
25-000		41044	FED-FAS/FAU EMERGENCY RELIEF	7,283,642	8,601,581	10,032,220	12,171,008	60
25-000		41050	FED-HAZARD ELIMINATION SAFETY	95,101	1,955,110	831,297	1,058,168	60
25-000		41093	FED-FEMA	6,007,751	3,770,642	3,435,600	5,450,498	60
25-000		41094	FED-HBRR	432,933	2,566,756	7,220,000	8,477,169	60
25-000		41095	FED-MISC GRANTS	-145,060				60
25-000		41096	FED-OTHER	244,187	39,995			60
25-000		TOTAL INTERGOVERNMENTAL REVENUES		23,434,186	32,574,606	38,710,336	44,720,260	
25-000		CHARGES FOR SERVICES						
25-000		41570	ENCROACHMENT FEES	302,160	395,558	315,000	315,000	60
25-000		41582	OTHER ROAD & STREET SERVICES	862,415	860,405	950,000	1,024,438	60
25-000		41584	STREET SIGN CONSTRUCTION	2,045	1,877	2,500	2,500	60
25-000		41847	OTHER WASTE HAULER PAYMENTS	634,757	913,326	1,400,000	1,650,000	60
25-000		42020	COPY CHARGES	30				60
25-000		TOTAL CHARGES FOR SERVICES		1,801,407	2,171,166	2,667,500	2,991,938	
25-000		MISC. REVENUES						
25-000		42375	INSURANCE PROCEEDS		1,146,382	845,500	1,396,251	60
25-000		42384	OTHER REVENUE	20,419	546,216	10,000	502,808	60
25-000		TOTAL MISC. REVENUES		20,419	1,692,598	855,500	1,899,059	
25-000		OTHER FINANCING SOURCES						
25-000		42462	OPERATING TRANSFER IN	1,098,042	660,160		6,718,730	60
25-000		TOTAL OTHER FINANCING SOURCES		1,098,042	660,160	0	6,718,730	
25	**TOTAL SPECIAL REVENUE -ROAD FUND**			**29,214,481**	**40,067,199**	**44,745,728**	**58,842,379**	

COUNTY OF SANTA CRUZ

DETAIL OF ADDITIONAL SOURCES BY FUND AND ACCOUNT
GOVERNMENTAL FUNDS
FISCAL YEAR 2019-20

Fund	Fund Name	Financing Source Category	Financing Source Account	2017-18 Actual	2018-19 Actual [x] Estimated [ ]	2019-20 Recommended	2019-20 Adopted by the Board of Supervisors	Dept.
26	**SPECIAL REVENUE -LESS THAN CTY**							
26-100	**LIBRARY**							
26-100		TAXES						
26-100		40100	PROPERTY TAX-CURRENT SEC-GEN	6,075,125	6,413,496	6,611,143	6,611,143	13
26-100		40106	RESIDUAL DISTRIBUTION	13,071	1,211			13
26-100		40110	PROPERTY TAX-CURRENT UNSEC-GEN	118,757	129,542	132,133	132,133	13
26-100		40130	PROPERTY TAX-PRIOR UNSEC-GEN	6,798	11,168	10,000	10,000	13
26-100		40142	PENALTIES FOR DEL TAXES-SEE441	636		500	500	13
26-100		40143	REDMPTN PNLT -DELTXS-SEE 44143	1,251		1,000	1,000	13
26-100		40150	SUPP PROP TAX-CURRENT SEC	106,732	149,490	90,000	90,000	13
26-100		40151	SUPP PROP TAX-CURRENT UNSEC	1,982	6,621	2,500	2,500	13
26-100		40160	SUPP PROP TAX-PRIOR SEC	5,215	2,642	3,000	3,000	13
26-100		40161	SUPP PROP TAX-PRIOR UNSEC	1,183	1,645	1,500	1,500	13
26-100		40197	IN-LIEU TAXES OTHER	1,990	2,026	1,000	1,000	13
26-100		TOTAL TAXES		6,332,740	6,717,841	6,852,776	6,852,776	
26-100		FINES, FORFEITURES & ASSMNTS						
26-100		44142	PENALTIES FOR DELINQUENT TAXES		387			13
26-100		44143	REDMPTN PNLTIES FOR DELINQ TXS		603			13
26-100		TOTAL FINES, FORFEITURES & ASSMNTS		0	990	0	0	
26-100		INTERGOVERNMENTAL REVENUES						
26-100		40830	ST-HOMEOWNERS' PROP TAX RELIEF	38,145	37,935	38,000	38,000	13
26-100		40852	ST-OTHR TAX RELIEF SUBVENTIONS	3,716	4,972	2,000	2,000	13
26-100		41162	RDA PASS-THROUGHS	54,054	77,137	50,000	50,000	13
26-100		TOTAL INTERGOVERNMENTAL REVENUES		95,915	120,044	90,000	90,000	
26-100	**TOTAL LIBRARY**			**6,428,655**	**6,838,875**	**6,942,776**	**6,942,776**	
26-105	**COUNTY FIRE DEPT**							
26-105		TAXES						
26-105		40100	PROPERTY TAX-CURRENT SEC-GEN	2,148,979	2,286,483	2,316,811	2,316,811	30
26-105		40110	PROPERTY TAX-CURRENT UNSEC-GEN	42,040	46,225	43,488	43,488	30
26-105		40130	PROPERTY TAX-PRIOR UNSEC-GEN	2,409	3,969			30
26-105		40142	PENALTIES FOR DEL TAXES-SEE441	225				30
26-105		40143	REDMPTN PNLT -DELTXS-SEE 44143	444				30
26-105		40150	SUPP PROP TAX-CURRENT SEC	37,831	53,047	22,429	22,429	30
26-105		40151	SUPP PROP TAX-CURRENT UNSEC	704	2,345			30
26-105		40160	SUPP PROP TAX-PRIOR SEC	1,849	935			30
26-105		40161	SUPP PROP TAX-PRIOR UNSEC	420	582			30
26-105		40197	IN-LIEU TAXES OTHER	1,482	699			30
26-105		TOTAL TAXES		2,236,383	2,394,285	2,382,728	2,382,728	
26-105		FINES, FORFEITURES & ASSMNTS						
26-105		44142	PENALTIES FOR DELINQUENT TAXES		137			30
26-105		44143	REDMPTN PNLTIES FOR DELINQ TXS		213			30
26-105		TOTAL FINES, FORFEITURES & ASSMNTS		0	350	0	0	
26-105		REV FROM USE OF MONEY & PROP						
26-105		40430	INTEREST	58,117	122,555	87,001	87,001	30
26-105		TOTAL REV FROM USE OF MONEY & PROP		58,117	122,555	87,001	87,001	
26-105		INTERGOVERNMENTAL REVENUES						
26-105		40495	ST AID-PROP 172 FR FD72406	86,739	87,814	92,788	92,788	30
26-105		40830	ST-HOMEOWNERS' PROP TAX RELIEF	13,504	13,532	8,525	8,525	30
26-105		40852	ST-OTHR TAX RELIEF SUBVENTIONS	1,498	2,005	1,756	1,756	30
26-105		41095	FED-MISC GRANTS	10,339	19,491	600,000	600,000	30
26-105		TOTAL INTERGOVERNMENTAL REVENUES		112,080	122,842	703,069	703,069	
26-105		CHARGES FOR SERVICES						
26-105		41304	INSPECTION CHARGES	22,223	36,811	34,099	34,099	30
26-105		41576	PERMIT PROCESSING FEES	34,668	34,193	29,180	29,180	30
26-105		41618	OTHER ENVIRONMENTAL SERVICES	69,232	72,000	87,000	87,000	30
26-105		42022	COST RECOVERY-OTHER	263,157	174,942	60,000	60,000	30
26-105		42030	FIRE PROTECTION SERVICES	1,150,256	1,195,678	1,242,957	1,242,957	30
26-105		42042	MANAGEMENT SERVICES	10,000		10,000	10,000	30
26-105		42047	OTHER CHARGES CURRENT SERVICES		467			30

COUNTY OF SANTA CRUZ

DETAIL OF ADDITIONAL SOURCES BY FUND AND ACCOUNT
GOVERNMENTAL FUNDS
FISCAL YEAR 2019-20

Fund	Fund Name	Financing Source Category	Financing Source Account	2017-18 Actual	2018-19 Actual [x] Estimated [ ]	2019-20 Recommended	2019-20 Adopted by the Board of Supervisors	Dept.
26-105	TOTAL CHARGES FOR SERVICES			1,549,536	1,514,091	1,463,236	1,463,236	
26-105	MISC. REVENUES							
26-105		42375	INSURANCE PROCEEDS		11,034			30
26-105		42380	NSF CHECKS		-330			30
26-105	TOTAL MISC. REVENUES			0	10,704	0	0	
26-105	OTHER FINANCING SOURCES							
26-105		42462	OPERATING TRANSFER IN		3,776			30
26-105	TOTAL OTHER FINANCING SOURCES			0	3,776	0	0	
26-105	**TOTAL COUNTY FIRE DEPT**			**3,956,116**	**4,168,603**	**4,636,034**	**4,636,034**	
26	**TOTAL SPECIAL REVENUE -LESS THAN CTY**			**10,384,771**	**11,007,478**	**11,578,810**	**11,578,810**	
			TOTAL ALL FUNDS	**520,782,865**	**566,007,659**	**612,711,855**	**642,631,982**	

COUNTY OF SANTA CRUZ

SUMMARY OF FINANCING USES BY FUNCTION AND FUND
GOVERNMENTAL FUNDS
FISCAL YEAR 2019-20

Description	Actual 2017-18	2018-19 Actual [x] Estimated [ ]	Recommended 2019-20	Adopted 2019-20
SUMMARIZATION BY FUNCTION				
GENERAL GOVERNMENT	37,150,620	39,697,498	42,367,034	51,195,157
PUBLIC PROTECTION	151,836,082	161,020,007	173,382,042	179,141,702
PUBLIC WAYS AND FACILITIES	30,549,006	33,109,023	44,831,186	61,908,736
HEALTH AND SANITATION	148,382,152	157,752,292	186,016,619	190,938,418
PUBLIC ASSISTANCE	125,716,825	134,246,931	148,796,995	159,638,191
EDUCATION	6,632,546	6,716,011	6,613,948	6,616,073
RECREATION AND CULTURAL SERVIC	8,846,252	8,769,679	10,141,449	10,633,636
DEBT SERVICES	6,664,533	7,137,870	7,216,648	6,765,530
TOTAL FINANCING USES BY FUNCTION	**515,778,016**	**548,449,311**	**619,365,921**	**666,837,443**
APPROPRIATIONS FOR CONTINGENCIES				
GENERAL FUND			3,514,237	5,612,609
COUNTY FIRE DEPT			200,000	200,000
TOTAL APPROPRIATIONS FOR CONTINGENCIES	**0**	**0**	**3,714,237**	**5,812,609**
SUBTOTAL FINANCING USES	**515,778,016**	**548,449,311**	**623,080,158**	**672,650,052**
PROVISIONS FOR OBLIGATED FUND BALANCES				
GENERAL FUND			2,641,574	6,396,820
HOUSING			230,784	552,054
HOUSING CDBG				30,042
HOUSING-SUBDIV IN-LIEU			1,188,014	1,020,119
HOUSING-ST HOME GRANT FD			131,303	368,376
HOUSING-LMIH ASSET FUND HSC SE			1,058,096	1,793,160
HOUSING-OTHER			547,702	
PARK DED-SAN LORENZO II-08			1,000	
PARK DED-BOULDER CREEK REC			163	
PARK DED-LA SELVA REC			19	
PARK DED-OPAL REC			205	
PARK DED-FUND INTEREST			5,298	
FISH AND GAME				9,506
ART IN PUBLIC PLACES				30,845
SPECIAL REVENUE - ROAD FUND			397,820	
LIBRARY			563,797	726,199
COUNTY FIRE DEPT			1,771,628	1,853,787
TOTAL OBLIGATED FUND BALANCES	**0**	**0**	**8,537,403**	**12,780,908**
TOTAL FINANCING USES	**515,778,016**	**548,449,311**	**631,617,561**	**685,430,960**

COUNTY OF SANTA CRUZ

SUMMARY OF FINANCING USES BY FUNCTION AND FUND
GOVERNMENTAL FUNDS
FISCAL YEAR 2019-20

Description	Actual 2017-18	2018-19 Actual [x] Estimated [ ]	Recommended 2019-20	Adopted 2019-20
SUMMARIZATION BY FUND				
GENERAL FUND	473,524,577	501,390,243	561,121,774	586,313,442
HOUSING	84,132	9,200	794,927	1,116,197
HOUSING CDBG	2,301	6,153		30,042
HOUSING-SUBDIV IN-LIEU	8,080	7,780	2,496,264	2,625,269
HOUSING-PALOMA DEL MAR	17,300	16,600	16,400	18,900
HOUSING-ST HOME GRANT FD	136,040	233,380	296,627	789,601
HOUSING-LMIH ASSET FUND HSC SE	788,631	1,109,022	1,826,096	11,202,616
HOUSING-OTHER	1,078,524	2,279,912	2,230,564	2,205,565
PARK DED-LA SELVA I-01			36,107	36,107
PARK DED-APTOS I-02	2,711	740	435,338	477,598
PARK DED-LIVE OAK I-03	58,995	33,410	174,923	193,682
PARK DED-PAJARO I-04		39,720	35,627	75,688
PARK DED-SAN ANDREAS II-05			9,288	10,088
PARK DED-CARBONERA II-06	38,306		164,509	164,786
PARK DED-SOQUEL II-07	105,344	16,479	102,868	329,140
PARK DED-SAN LORENZO II-08	10,592	11,999	18,600	20,565
PARK DED-APTOS HILLS III-09			85,486	119,557
PARK DED-SKYLINE III-10			104,514	105,093
PARK DED-SUMMIT III-11			127,603	130,493
PARK DED-EUREKA III-12		17,805	98,744	129,668
PARK DED-NORTH COAST III-13	8,500		5,809	5,809
PARK DED-BONNY DOON III-14			69,009	70,165
PARK DED-SALSIPUEDES III-15			82,449	82,449
PARK DED-ALBA REC			511	515
PARK DED-BOULDER CREEK REC			15,312	15,376
PARK DED-LA SELVA REC	78,432		2,091	6,109
PARK DED-OPAL REC			18,452	18,532
PARK DED-CERTS RESERVE			12,138	12,189
PARK DED-FUND INTEREST	16,568	38,893	44,798	53,752
TRANSPORTATION	186,573	221,671	268,278	554,726
FISH AND GAME	12,066	130	15,000	24,506
ART IN PUBLIC PLACES	41,309	26,961	38,500	232,545
STATE PARK BONDS	168,300	303,870	985,774	1,019,647
SPECIAL REVENUE - ROAD FUND	30,170,415	32,677,954	44,745,728	61,139,010
LIBRARY	6,497,459	6,580,677	7,038,572	7,200,973
COUNTY FIRE DEPT	2,742,861	3,426,712	8,098,881	8,900,560
TOTAL FINANCING USES	**515,778,016**	**548,449,311**	**631,617,561**	**685,430,960**

COUNTY OF SANTA CRUZ

DETAIL OF FINANCING USES BY FUNCTION, ACTIVITY, AND BUDGET UNIT
GOVERNMENTAL FUNDS
FISCAL YEAR 2019-20

	Function, Activity, and Budget Unit	2017-18 Actual	2018-19 Actual [x] Estimated [ ]	2019-20 Recommended	2019-20 Adopted by the Board of Supervisors	Fund
GENERAL GOVERNMENT						
LEGISLATIVE & ADMINISTRATIVE						
15	BOARD OF SUPERVISORS	2,801,389	2,854,327	3,012,878	3,019,435	10-000
18	COUNTY ADMINISTRATIVE OFFICE	4,993,705	6,976,575	8,284,501	13,043,798	10-000
	TOTAL LEGISLATIVE & ADMINISTRATIVE	**7,795,094**	**9,830,902**	**11,297,379**	**16,063,233**	
FINANCE						
09	ASSESSOR	3,273,998	3,137,867	4,101,759	4,029,592	10-000
12	AUDITOR CONTROLR-TREAS-TAX COL	3,640,094	5,018,739	6,523,101	5,719,005	10-000
1312	REVENUE - GENERAL FUND	402,526	-117,045	-3,135,472	166,121	10-000
33	GENERAL SERVICES	281,506	317,758	314,570	307,422	10-000
73	TREASURER-TAX COLLECTOR	1,986,054				10-000
	TOTAL FINANCE	**9,584,178**	**8,357,319**	**7,803,958**	**10,222,140**	
COUNSEL						
24	COUNTY COUNSEL	2,792,541	2,994,017	3,306,813	2,487,260	10-000
	TOTAL COUNSEL	**2,792,541**	**2,994,017**	**3,306,813**	**2,487,260**	
PERSONNEL						
51	PERSONNEL	3,361,257	2,910,308	3,576,190	3,322,533	10-000
	TOTAL PERSONNEL	**3,361,257**	**2,910,308**	**3,576,190**	**3,322,533**	
ELECTIONS						
21	COUNTY CLERK	3,383,540	3,474,514	4,232,357	4,291,595	10-000
	TOTAL ELECTIONS	**3,383,540**	**3,474,514**	**4,232,357**	**4,291,595**	
COMMUNICATIONS						
30	EMERGENCY SERVICES	1,518,299	1,638,130	1,666,443	2,163,022	10-000
43	TECHNICAL RADIO SERVICE 2006	611,400	1,082,198	664,546	563,077	10-000
	TOTAL COMMUNICATIONS	**2,129,699**	**2,720,328**	**2,330,989**	**2,726,099**	
PROP MGMT						
6020	PUBLIC WORKS - ROADS	239,240	343,964	171,134	171,134	10-000
	TOTAL PROP MGMT	**239,240**	**343,964**	**171,134**	**171,134**	
PLANT ACQUISITION						
19	GENERAL FUND	1,060,000	3,453,197	1,000,000	3,430,302	10-000
19	PARK DED-LA SELVA I-01			36,107	36,107	21-120
19	PARK DED-APTOS I-02	2,711	740	435,338	477,598	21-125
19	PARK DED-LIVE OAK I-03	58,995	33,410	174,923	193,682	21-130
19	PARK DED-PAJARO I-04		39,720	35,627	75,688	21-135
19	PARK DED-SAN ANDREAS II-05			9,288	10,088	21-140
19	PARK DED-CARBONERA II-06	38,306		164,509	164,786	21-145
19	PARK DED-SOQUEL II-07	105,344	16,479	102,868	329,140	21-150
19	PARK DED-SAN LORENZO II-08	10,592	11,999	17,600	20,565	21-155
19	PARK DED-APTOS HILLS III-09			85,486	119,557	21-160
19	PARK DED-SKYLINE III-10			104,514	105,093	21-165
19	PARK DED-SUMMIT III-11			127,603	130,493	21-170
19	PARK DED-EUREKA III-12		17,805	98,744	129,668	21-175
19	PARK DED-NORTH COAST III-13	8,500		5,809	5,809	21-180
19	PARK DED-BONNY DOON III-14			69,009	70,165	21-185
19	PARK DED-SALSIPUEDES III-15			82,449	82,449	21-190
19	PARK DED-ALBA REC			511	515	21-195
19	PARK DED-BOULDER CREEK REC			15,149	15,376	21-200
19	PARK DED-LA SELVA REC	78,432		2,072	6,109	21-205
19	PARK DED-OPAL REC			18,247	18,532	21-210
19	PARK DED-CERTS RESERVE			12,138	12,189	21-215
19	PARK DED-FUND INTEREST	16,568	38,893	39,500	53,752	21-216
19	STATE PARK BONDS	168,300	303,870	985,774	1,019,647	21-310

COUNTY OF SANTA CRUZ

DETAIL OF FINANCING USES BY FUNCTION, ACTIVITY, AND BUDGET UNIT
GOVERNMENTAL FUNDS
FISCAL YEAR 2019-20

	Function, Activity, and Budget Unit	2017-18 Actual	2018-19 Actual [x] Estimated [ ]	2019-20 Recommended	2019-20 Adopted by the Board of Supervisors	Fund
	TOTAL PLANT ACQUISITION	**1,547,748**	**3,916,113**	**3,623,265**	**6,507,310**	
	OTHER GENERAL					
33	GENERAL SERVICES	4,451,696	3,291,316	3,777,126	3,157,747	10-000
51	PERSONNEL	1,667,325	1,709,149	1,895,263	1,893,546	10-000
6020	PUBLIC WORKS - ROADS	120,812	71,160	188,560	188,560	10-000
6050	PUBLIC WORKS - ENGINEERING	77,490	78,408	164,000	164,000	10-000
	TOTAL OTHER GENERAL	**6,317,323**	**5,150,033**	**6,024,949**	**5,403,853**	
	TOTAL GENERAL GOVERNMENT	**37,150,620**	**39,697,498**	**42,367,034**	**51,195,157**	
	PUBLIC PROTECTION					
	JUDICIAL					
27	DISTRICT ATTORNEY/PUBLIC ADMIN	17,078,156	18,302,482	20,303,606	20,465,213	10-000
35	GRAND JURY	48,322	47,181	55,294	55,913	10-000
45	CO/GF-COURTS	2,016,463	1,895,372	2,008,163	2,008,163	10-000
59	PUBLIC DEFENDER	11,355,610	11,518,796	12,282,245	12,802,160	10-000
	TOTAL JUDICIAL	**30,498,551**	**31,763,831**	**34,649,308**	**35,331,449**	
	POLICE PROTECTION					
66	SHERIFF-CORONER	38,598,759	40,237,033	44,045,297	45,044,001	10-000
	TOTAL POLICE PROTECTION	**38,598,759**	**40,237,033**	**44,045,297**	**45,044,001**	
	DETENTION & CORRECTION					
57	PROBATION	21,748,482	22,951,675	24,697,480	27,086,282	10-000
66	SHERIFF-CORONER	33,734,747	36,472,954	38,356,177	38,634,512	10-000
	TOTAL DETENTION & CORRECTION	**55,483,229**	**59,424,629**	**63,053,657**	**65,720,794**	
	FIRE PROTECTION					
30	EMERGENCY SERVICES	2,742,861	3,426,712	6,327,253	7,046,773	26-105
	TOTAL FIRE PROTECTION	**2,742,861**	**3,426,712**	**6,327,253**	**7,046,773**	
	PROTECT INSPECTION					
03	AGRICULTURAL COMMISSIONER & WT	2,195,491	2,676,855	2,588,736	2,613,499	10-000
6020	PUBLIC WORKS - ROADS	87,827	4,475	100,000	100,000	10-000
	TOTAL PROTECT INSPECTION	**2,283,318**	**2,681,330**	**2,688,736**	**2,713,499**	
	OTHER PROTECTION					
1318	GF TO ANIMAL SHELTER	1,444,293	1,568,125	1,568,125	1,684,432	10-000
1318	AMBAG	33,233	33,046	33,046	32,807	10-000
1318	CAO-LAFCO	125,067	128,800	128,800	133,933	10-000
1354	FISH AND GAME	12,066	130	15,000	15,000	21-225
23	COUNTY RECORDER	1,704,730	1,719,208	1,446,670	1,446,669	10-000
25	CHILD SUPPORT SERVICES DEPT	6,763,093	6,122,623	6,844,612	6,849,297	10-000
30	EMERGENCY SERVICES	654,013	607,966	582,031	628,213	10-000
54	PLANNING	11,492,869	13,306,574	12,199,507	12,694,835	10-000
	TOTAL OTHER PROTECTION	**22,229,364**	**23,486,472**	**22,817,791**	**23,485,186**	
	TOTAL PUBLIC PROTECTION	**151,836,082**	**161,020,007**	**173,582,042**	**179,341,702**	
	PUBLIC WAYS AND FACILITIES					
	PUBLIC WAYS					
6020	PUBLIC WORKS - ROADS	186,573	221,671	268,278	554,726	21-220
6020	PUBLIC WORKS - ROADS	30,170,415	32,677,954	44,347,908	61,139,010	25-000
	TOTAL PUBLIC WAYS	**30,356,988**	**32,899,625**	**44,616,186**	**61,693,736**	
	PARKING FACILITIES					

COUNTY OF SANTA CRUZ

DETAIL OF FINANCING USES BY FUNCTION, ACTIVITY, AND BUDGET UNIT
GOVERNMENTAL FUNDS
FISCAL YEAR 2019-20

Function, Activity, and Budget Unit	2017-18 Actual	2018-19 Actual [x] Estimated [ ]	2019-20 Recommended	2019-20 Adopted by the Board of Supervisors	Fund
6020 PUBLIC WORKS - ROADS	192,018	209,398	215,000	215,000	10-000
TOTAL PARKING FACILITIES	**192,018**	**209,398**	**215,000**	**215,000**	
TOTAL PUBLIC WAYS AND FACILITIES	**30,549,006**	**33,109,023**	**44,831,186**	**61,908,736**	
HEALTH AND SANITATION					
HEALTH					
03 AGRICULTURAL COMMISSIONER & WT	1,479,440	1,590,866	1,747,223	1,739,182	10-000
1318 AIR POLLUTION	53,115	57,714	57,714	62,849	10-000
36 HEALTH SERVICES AGENCY	146,849,597	156,103,712	184,211,682	189,136,387	10-000
TOTAL HEALTH	**148,382,152**	**157,752,292**	**186,016,619**	**190,938,418**	
TOTAL HEALTH AND SANITATION	**148,382,152**	**157,752,292**	**186,016,619**	**190,938,418**	
PUBLIC ASSISTANCE					
ADMINISTRATION					
39 HUMAN SERVICES DEPT	90,162,049	96,438,511	105,493,063	106,565,799	10-000
TOTAL ADMINISTRATION	**90,162,049**	**96,438,511**	**105,493,063**	**106,565,799**	
AID PROGRAMS					
39 HUMAN SERVICES DEPT	32,095,453	33,013,254	36,772,566	36,772,566	10-000
TOTAL AID PROGRAMS	**32,095,453**	**33,013,254**	**36,772,566**	**36,772,566**	
GENERAL RELIEF					
39 HUMAN SERVICES DEPT	538,857	438,169	1,159,390	1,159,390	10-000
66 SHERIFF-CORONER	37,741	24,980	42,000	42,000	10-000
TOTAL GENERAL RELIEF	**576,598**	**463,149**	**1,201,390**	**1,201,390**	
CARE OF COURT WARDS					
57 PROBATION	259,155	150,110	269,375	269,375	10-000
TOTAL CARE OF COURT WARDS	**259,155**	**150,110**	**269,375**	**269,375**	
VETERANS SERVICES					
39 HUMAN SERVICES DEPT	508,562	519,860	555,622	604,622	10-000
TOTAL VETERANS SERVICES	**508,562**	**519,860**	**555,622**	**604,622**	
OTHER ASSISTANCE					
1354 CO HOUSING PROG - CDBG	26,732	8,500	203,500	203,500	21-025
1354 HOUSING-CALHOME HRP 2010	12,627				21-025
1354 HOUSING-CAL HOME 14-9867	14,420				21-025
1354 HOUSING-CAL HOME 14-9832	25,183				21-025
1354 HOUSING-BEGIN GRANT 11 & REUSE			143,193	143,193	21-025
1354 CAL HOME RE-USE FUND	5,170	700	217,450	217,450	21-025
1354 HSNG-LMIH ASSET FND HSC34176D	788,631	1,109,022	768,000	9,409,456	21-030
1354 HOUSING-OTHER	1,078,524	2,279,912	1,682,862	2,205,565	21-031
1361 HOUSING - CDBG 21-026	2,301	6,153			21-026
1361 HOUSING-AFFORDABLE IMPACT FEES	8,080	7,780	1,308,250	1,605,150	21-027
1361 HOUSING - PALOMA DEL MAR	17,300	16,600	16,400	18,900	21-028
1361 HOUSING-ST HOME GRANT-REUSE	179,220	-162,473	165,324	165,324	21-029
1361 HOUSING-ST HOME GRANT 2015	-43,180	219,178		12,500	21-029
1361 HOUSING-ST HOME GRANT 2016		176,675		243,401	21-029
TOTAL OTHER ASSISTANCE	**2,115,008**	**3,662,047**	**4,504,979**	**14,224,439**	
TOTAL PUBLIC ASSISTANCE	**125,716,825**	**134,246,931**	**148,796,995**	**159,638,191**	

COUNTY OF SANTA CRUZ

DETAIL OF FINANCING USES BY FUNCTION, ACTIVITY, AND BUDGET UNIT
GOVERNMENTAL FUNDS
FISCAL YEAR 2019-20

Function, Activity, and Budget Unit	2017-18 Actual	2018-19 Actual [x] Estimated [ ]	2019-20 Recommended	2019-20 Adopted by the Board of Supervisors	Fund
EDUCATION					
LIBRARY SERVICES					
1318 COUNTY LIBRARY	6,497,459	6,580,677	6,474,775	6,474,774	26-100
TOTAL LIBRARY SERVICES	**6,497,459**	**6,580,677**	**6,474,775**	**6,474,774**	
AGRICULTURE EDUCATION					
06 AGRICULTURAL EXTENSION SERVICE	135,087	135,334	139,173	141,299	10-000
TOTAL AGRICULTURE EDUCATION	**135,087**	**135,334**	**139,173**	**141,299**	
TOTAL EDUCATION	**6,632,546**	**6,716,011**	**6,613,948**	**6,616,073**	
RECREATION AND CULTURAL SERVIC					
REC & CULTURE					
1349 COMMUNITY SERVICES	463,736	436,340	438,399	438,399	10-000
1349 ART IN PUBLIC PLACES	41,309	26,961	38,500	201,700	21-300
49 PARKS, OPEN SPACE & CULTURAL S	8,341,207	8,306,378	9,664,550	9,993,537	10-000
TOTAL REC & CULTURE	**8,846,252**	**8,769,679**	**10,141,449**	**10,633,636**	
TOTAL RECREATION AND CULTURAL SERVIC	**8,846,252**	**8,769,679**	**10,141,449**	**10,633,636**	
DEBT SERVICES					
RETIREMENT OF LT DEBT					
1312 CERTS ISSUE	6,198,377	6,455,765	6,508,648	6,057,530	10-000
1312 TAX REVENUE ANTICIPATION NOTES	466,156	682,105	708,000	708,000	10-000
TOTAL RETIREMENT OF LT DEBT	**6,664,533**	**7,137,870**	**7,216,648**	**6,765,530**	
TOTAL DEBT SERVICES	**6,664,533**	**7,137,870**	**7,216,648**	**6,765,530**	
RESERVES					
CONTINGENCIES					
1313 RESERVES-GENERAL FUND			3,514,237	5,612,609	10-000
TOTAL CONTINGENCIES	**0**	**0**	**3,514,237**	**5,612,609**	
TOTAL RESERVES	**0**	**0**	**3,514,237**	**5,612,609**	
GRAND TOTAL FINANCING USES BY FUNCTION	**515,778,016**	**548,449,311**	**623,080,158**	**672,650,052**	

This Page Intentionally Left Blank

County Budget Detail

COUNTY DEPARTMENTAL

COUNTY OF SANTA CRUZ

DETAIL OF FINANCING SOURCES AND USES
GOVERNMENTAL FUNDS
FISCAL YEAR 2019-20

BUDGET UNIT: 03/20/00 -- AGRICULTURAL COMMISSIONER & WT/AGRICULTURAL COMMISSIONER
FUNCTION: PUBLIC PROTECTION
ACTIVITY: PROTECT INSPECTION
FUND: 10-000

Detail by Revenue and Expenditure Object		2017-18 Actuals	2018-19 Actual [x] Estimated [ ]	2019-20 Recommended Budget	2019-20 Adopted by the Board of Supervisors
FINES, FORFEITURES & ASSMNTS					
AGR COMM PENALTY	40410	3,226	40,310	5,000	5,000
TOTAL FINES, FORFEITURES & ASSMNTS		**3,226**	**40,310**	**5,000**	**5,000**
INTERGOVERNMENTAL REVENUES					
ST-AGRI GAS TAX UNCLAIMED	40722	404,099	662,821	610,000	610,000
ST-EGG QLITY CONTROL WHOLESALE	40724	1,442	4,602	7,161	7,161
ST-CDFA BEE SAFE	40725		3,322	3,717	3,717
ST-MISC AGRIC AID	40726	5,120	4,310	6,920	6,920
ST-CDFA SUDDEN OAK DEATH (SOD)	40727			43,883	43,883
ST-NURSERY INSPECTION PROGRAM	40728	14,154	8,174	10,500	10,500
ST-PEST CONTROL HIGH RISK	40730	64,074	112,850	8,825	8,825
ST-PEST DETECTION	40731	246,599	311,700	338,956	338,956
ST-PESTICIDE ENFORCEMENT PROG	40732	325,555	384,267	310,000	310,000
ST-GLASSY WING SHARP SHOOTER	40733			62,640	62,640
ST-SEED SERVICE	40736	100	100	100	100
TOTAL INTERGOVERNMENTAL REVENUES		**1,061,143**	**1,492,146**	**1,402,702**	**1,402,702**
CHARGES FOR SERVICES					
INSPECTION CHARGES	41304	15,233	18,825	18,550	18,550
INSPECTION FEES	41306	116,428	127,991	134,000	134,000
LETTUCE INSPECTION	41404	23,881	46,572	30,000	30,000
REGISTRATION FEES	41406	5,090	9,165	8,000	8,000
TOTAL CHARGES FOR SERVICES		**160,632**	**202,553**	**190,550**	**190,550**
MISC. REVENUES					
NSF CHECKS	42380	-131	-143		
OTHER REVENUE	42384	40,558	46,687		
TOTAL MISC. REVENUES		**40,427**	**46,544**	**0**	**0**
TOTAL REVENUE		**1,265,428**	**1,781,553**	**1,598,252**	**1,598,252**
SALARIES AND EMPLOYEE BENEF					
REGULAR PAY-PERMANENT	51000	1,194,736	1,290,771	1,350,618	1,350,618
OVERTIME PAY-PERMANENT	51005	1,826	2,648	6,024	6,024
REGULAR PAY-EXTRA HELP	51010		5,236		
DIFFERENTIAL PAY	51040	6,490	6,364	11,173	11,173
OASDI-SOCIAL SECURITY	52010	90,559	97,906	102,262	102,262
PERS	52015	222,027	253,534	322,945	322,945
EMPLOYEE INSURANCE & BENEFITS	53010	257,830	271,459	256,124	256,124
UNEMPLOYMENT INSURANCE	53015	20,768	13,821	10,199	10,199
WORKERS COMPENSATION INSURANCE	54010	15,663	16,735	30,896	30,896
TOTAL SALARIES AND EMPLOYEE BENEF		**1,809,899**	**1,958,474**	**2,090,241**	**2,090,241**
SERVICES AND SUPPLIES					
CLOTHING & PERSONAL SUPPLIES	61110		491		
TELECOM SERVICES	61220	29,104	19,050	25,188	25,188
FOOD	61310			200	200
MAINT-OFFICE EQUIPMNT-SERVICES	61725	327	483		
MAINT-OTH EQUIP-SERVICES	61730			500	500

COUNTY OF SANTA CRUZ

DETAIL OF FINANCING SOURCES AND USES
GOVERNMENTAL FUNDS
FISCAL YEAR 2019-20

BUDGET UNIT: 03/20/00 -- AGRICULTURAL COMMISSIONER & WT/AGRICULTURAL COMMISSIONER
FUNCTION: PUBLIC PROTECTION
ACTIVITY: PROTECT INSPECTION
FUND: 10-000

Detail by Revenue and Expenditure Object		2017-18 Actuals	2018-19 Actual [x] Estimated [ ]	2019-20 Recommended Budget	2019-20 Adopted by the Board of Supervisors
MEMBERSHIPS	62020	4,839	3,745	5,506	5,506
MISCELLANEOUS EXPENSE-SERVICES	62111		29		
DUPLICATING SERVICES	62214	1,115	634	1,200	1,200
PC SOFTWARE PURCHASES	62219	2,745	3,751	5,886	5,886
POSTAGE	62221	3,244	2,641	2,700	2,700
SUPPLIES	62223	11,505	12,037	9,118	9,118
INVENTORIABLE ITEMS <5000	62226	1,073	5,565	3,592	3,592
ACCOUNTING AND AUDITING FEES	62301		52		
BANKING SERVICES	62310		4		
COMPUTER PROF SVCS	62316	4,800	4,800	7,500	7,500
CUSTODIAL SERVICES	62321	19,351	25,104	9,496	9,496
DATA PROCESSING SERVICES	62325	37,597	45,114	40,622	47,542
DPW SERVICES-GENERAL MONEY	62330	4,764			
MEDICAL SERVICES	62366			100	100
PROF & SPECIAL SERV-OTHER	62381		1,260	3,000	3,361
LEGAL NOTICES	62420	67		200	200
EQUIPMENT LEASE & RENT	62500	5,817	31,407	29,739	29,739
RENTS/LEASES-STRUC IMP & GRNDS	62610	83,837	84,197	88,923	88,923
SMALL TOOLS & INSTRUMENTS	62715		130	500	500
PHOTO SUPPLIES	62865			100	100
SUBSCRIPTIONS BOOKS & ED MATER	62890	354	260	600	600
EDUCATION & TRAINING(REPT)	62914	650	2,853	1,000	1,000
LODGING	62922	2,197	2,195	2,160	2,160
MEALS	62924	1,016	717	1,256	1,256
MILEAGE	62926	886	474	1,204	1,204
TRAVEL-OTHER(NON-REPT)	62928	127	33	200	200
SERVICE CENTER CHARGES	62935	41,327	53,153	36,788	54,738
SERVICE CENTER REPLCMT INCRMNT	62936	2,370	4,905	4,905	4,721
SERVICE CENTER DEPREC CHG	62937	7,497	8,957	8,957	8,957
SANITATION SERVICES	63011	894	1,096	1,345	1,345
UTILITIES	63070	6,348	6,641	9,909	9,909
TOTAL SERVICES AND SUPPLIES		**273,851**	**321,778**	**302,394**	**327,441**
OTHER CHARGES					
PRINCIPAL ON LEASE PURCHASES	74230	2,152	2,386	1,282	1,282
INTEREST ON LEASE PURCHASES	74420	487	270	47	47
CONTRIB TO OTHER AGENCIES-OTH	75230		34,000		
CONTRIB TO TRUST/AGENCY FUND	75233		243,336		
TOTAL OTHER CHARGES		**2,639**	**279,992**	**1,329**	**1,329**
INTRAFUND TRANSFERS					
INTRA-FUND TRF-OTHER	95225	-197,747	-209,942	-190,629	-190,629
TOTAL INTRAFUND TRANSFERS		**-197,747**	**-209,942**	**-190,629**	**-190,629**
TOTAL EXPENDITURES/APPROPRIATIONS		**1,888,642**	**2,350,302**	**2,203,335**	**2,228,382**
NET COST		**623,214**	**568,749**	**605,083**	**630,130**

COUNTY OF SANTA CRUZ

DETAIL OF FINANCING SOURCES AND USES
GOVERNMENTAL FUNDS
FISCAL YEAR 2019-20

BUDGET UNIT: 03/30/00 -- AGRICULTURAL COMMISSIONER & WT/WEIGHTS & MEASURES
FUNCTION: PUBLIC PROTECTION
ACTIVITY: PROTECT INSPECTION
FUND: 10-000

Detail by Revenue and Expenditure Object		2017-18 Actuals	2018-19 Actual [x] Estimated [ ]	2019-20 Recommended Budget	2019-20 Adopted by the Board of Supervisors
LICENSES, PERMITS AND FRANCHIS					
OTHER LICENSES & PERMITS	40330	3,718	3,666	3,000	3,000
TOTAL LICENSES, PERMITS AND FRANCHIS		**3,718**	**3,666**	**3,000**	**3,000**
FINES, FORFEITURES & ASSMNTS					
JUDGMENTS & DAMAGES	40418	6,680	8,561	5,500	5,500
TOTAL FINES, FORFEITURES & ASSMNTS		**6,680**	**8,561**	**5,500**	**5,500**
INTERGOVERNMENTAL REVENUES					
ST-CDFA CALCANNABIS	40723		2,000	5,000	5,000
ST-MISC AGRIC AID	40726	7,582	5,467	5,000	5,000
FED-FAS/FAU PROJECTS	41046	6,097	3,250		
TOTAL INTERGOVERNMENTAL REVENUES		**13,679**	**10,717**	**10,000**	**10,000**
CHARGES FOR SERVICES					
INSPECTION FEES	41306	67	1,407	300	300
REGISTRATION FEES	41406	178,911	205,942	210,489	210,489
TOTAL CHARGES FOR SERVICES		**178,978**	**207,349**	**210,789**	**210,789**
MISC. REVENUES					
OTHER REVENUE	42384	4,135	168	600	600
TOTAL MISC. REVENUES		**4,135**	**168**	**600**	**600**
TOTAL REVENUE		**207,190**	**230,461**	**229,889**	**229,889**
SALARIES AND EMPLOYEE BENEF					
REGULAR PAY-PERMANENT	51000	154,616	163,561	208,213	208,213
OVERTIME PAY-PERMANENT	51005		581		
DIFFERENTIAL PAY	51040		1		
OASDI-SOCIAL SECURITY	52010	11,771	12,540	15,928	15,928
PERS	52015	29,128	33,141	49,763	49,763
EMPLOYEE INSURANCE & BENEFITS	53010	35,045	35,522	42,744	42,744
TOTAL SALARIES AND EMPLOYEE BENEF		**230,560**	**245,346**	**316,648**	**316,648**
SERVICES AND SUPPLIES					
CLOTHING & PERSONAL SUPPLIES	61110	143	105	150	150
TELECOM SERVICES	61220	6,817	6,190	6,705	6,705
FOOD	61310			200	200
MAINT-OFFICE EQUIPMNT-SERVICES	61725	110	27	250	250
MAINT-OTH EQUIP-SERVICES	61730		6,451	500	500
MEMBERSHIPS	62020	75	75	150	150
DUPLICATING SERVICES	62214		30	30	30
POSTAGE	62221	785	629	867	867
SUPPLIES	62223	4,677	2,549	1,340	1,340
INVENTORIABLE ITEMS <5000	62226	1,568		500	500
CUSTODIAL SERVICES	62321			2,971	2,971
DATA PROCESSING SERVICES	62325	5,580	4,704	7,056	4,704
DPW SERVICES-GENERAL MONEY	62330			1,500	1,500
HSA-INTERDEPARTMENT	62350			130	130
MANAGEMENT SERVICES	62365	45,779	49,345	30,032	30,032
PROF & SPECIAL SERV-OTHER	62381	119	5,070	9,000	9,580

COUNTY OF SANTA CRUZ

DETAIL OF FINANCING SOURCES AND USES
GOVERNMENTAL FUNDS
FISCAL YEAR 2019-20

BUDGET UNIT: 03/30/00 -- AGRICULTURAL COMMISSIONER & WT/WEIGHTS & MEASURES
FUNCTION: PUBLIC PROTECTION
ACTIVITY: PROTECT INSPECTION
FUND: 10-000

Detail by Revenue and Expenditure Object		2017-18 Actuals	2018-19 Actual [x] Estimated [ ]	2019-20 Recommended Budget	2019-20 Adopted by the Board of Supervisors
LEGAL NOTICES	62420			100	100
EQUIPMENT LEASE & RENT	62500			1,022	1,022
SMALL TOOLS & INSTRUMENTS	62715		1,716	2,000	2,000
SPECIAL MISC EXPENSE-SERVICES	62856	792	739	1,000	1,000
EDUCATION & TRAINING(REPT)	62914	130	345	200	200
LODGING	62922	833	201	300	300
MEALS	62924	566	276	50	50
TRAVEL-OTHER(NON-REPT)	62928	38	6		
SERVICE CENTER CHARGES	62935	8,277	2,749	2,700	4,188
TOTAL SERVICES AND SUPPLIES		**76,289**	**81,207**	**68,753**	**68,469**
TOTAL EXPENDITURES/APPROPRIATIONS		**306,849**	**326,553**	**385,401**	**385,117**
NET COST		**99,659**	**96,092**	**155,512**	**155,228**

COUNTY OF SANTA CRUZ

DETAIL OF FINANCING SOURCES AND USES
GOVERNMENTAL FUNDS
FISCAL YEAR 2019-20

BUDGET UNIT: 03/40/00 -- AGRICULTURAL COMMISSIONER & WT/GEN FD STAFFING FOR MOSQ ABATE
FUNCTION: HEALTH AND SANITATION
ACTIVITY: HEALTH
FUND: 10-000

Detail by Revenue and Expenditure Object		2017-18 Actuals	2018-19 Actual [x] Estimated [ ]	2019-20 Recommended Budget	2019-20 Adopted by the Board of Supervisors
CHARGES FOR SERVICES					
OTHER CHARGES CURRENT SERVICES	42047	1,581	1,937		
TOTAL CHARGES FOR SERVICES		**1,581**	**1,937**	**0**	**0**
OTHER FINANCING SOURCES					
OPERATING TRANSFER IN	42462	1,477,860	1,588,928	1,747,223	1,739,182
TOTAL OTHER FINANCING SOURCES		**1,477,860**	**1,588,928**	**1,747,223**	**1,739,182**
TOTAL REVENUE		**1,479,441**	**1,590,865**	**1,747,223**	**1,739,182**
SALARIES AND EMPLOYEE BENEF					
REGULAR PAY-PERMANENT	51000	698,342	748,330	787,077	787,077
OVERTIME PAY-PERMANENT	51005	1,611	1,162	1,960	1,960
REGULAR PAY-EXTRA HELP	51010	3,062	4,039	4,128	4,128
DIFFERENTIAL PAY	51040	2,598	5,427	6,968	6,968
OASDI-SOCIAL SECURITY	52010	52,781	55,862	60,785	60,785
PERS	52015	131,653	151,977	188,411	188,411
EMPLOYEE INSURANCE & BENEFITS	53010	187,465	188,975	194,009	194,009
UNEMPLOYMENT INSURANCE	53015	6,345	4,489	565	565
WORKERS COMPENSATION INSURANCE	54010	9,789	10,459		
TOTAL SALARIES AND EMPLOYEE BENEF		**1,093,646**	**1,170,720**	**1,243,903**	**1,243,903**
SERVICES AND SUPPLIES					
AGRICULTURAL EXPENSE	61000	53,444	29,827	55,000	55,000
CLOTHING & PERSONAL SUPPLIES	61110	6,159	7,065	6,000	6,000
TELECOM SERVICES	61220	11,359	32,633	12,000	12,000
MAINT-OFFICE EQUIPMNT-SERVICES	61725	793	1,131	1,000	1,000
MAINT-OTH EQUIP-SERVICES	61730		73	400	400
MEMBERSHIPS	62020	9,070	9,715	9,500	9,500
MISCELLANEOUS EXPENSE-SERVICES	62111	61	49	300	300
DUPLICATING SERVICES	62214	34	-155	1,000	1,000
PC SOFTWARE PURCHASES	62219		314	2,180	2,180
POSTAGE	62221	126	484	800	800
SUPPLIES	62223	7,409	6,132	7,000	7,000
INVENTORIABLE ITEMS <5000	62226	36,024	14,500	10,000	10,000
CUSTODIAL SERVICES	62321			15,194	15,194
DATA PROCESSING SERVICES	62325	23,604	25,106	24,000	24,000
MANAGEMENT SERVICES	62365	151,968	160,597	160,597	160,597
MEDICAL SERVICES	62366			200	200
PROF & SPECIAL SERV-OTHER	62381	23,171	25,134	35,000	37,961
LEGAL NOTICES	62420		5,238	4,000	4,000
RENTS/LEASES-STRUC IMP & GRNDS	62610	660		700	700
SMALL TOOLS & INSTRUMENTS	62715	14,205	16,380	13,000	13,000
ADVERTISING & PROMOTION SUPP	62801	4,044	3,500	4,000	4,000
SPECIAL MISC EXPENSE-SERVICES	62856			40,000	40,000
SUBSCRIPTIONS BOOKS & ED MATER	62890	22		150	150
AIR FARE	62910		390	1,355	1,355
EDUCATION & TRAINING(REPT)	62914	1,618	2,479	2,360	2,360

COUNTY OF SANTA CRUZ

DETAIL OF FINANCING SOURCES AND USES
GOVERNMENTAL FUNDS
FISCAL YEAR 2019-20

BUDGET UNIT: 03/40/00 -- AGRICULTURAL COMMISSIONER & WT/GEN FD STAFFING FOR MOSQ ABATE
FUNCTION: HEALTH AND SANITATION
ACTIVITY: HEALTH
FUND: 10-000

Detail by Revenue and Expenditure Object		2017-18 Actuals	2018-19 Actual [x] Estimated [ ]	2019-20 Recommended Budget	2019-20 Adopted by the Board of Supervisors
LODGING	62922	1,575	4,441	2,920	2,920
MEALS	62924	576	1,125	1,091	1,091
MILEAGE	62926		186	300	300
TRAVEL-OTHER(NON-REPT)	62928	97	369	200	200
REGISTRATIONS (NON REPT)	62930	885	1,555	1,490	1,490
SERVICE CENTER CHARGES	62935	20,842	19,870	33,535	18,974
SERVICE CENTER REPLCMT INCRMNT	62936	5,636	5,029	5,636	6,899
SERVICE CENTER DEPREC CHG	62937	12,412	11,308	12,412	14,708
SERV CTR POOL VEH CHARGES	62938		402		
TOTAL SERVICES AND SUPPLIES		**385,794**	**384,877**	**463,320**	**455,279**
FIXED ASSETS					
EQUIPMENT	86204		35,269		
TOTAL FIXED ASSETS		**0**	**35,269**	**0**	**0**
OTHER FINANCING USES					
OPER TRF OUT-TO PLANT FUND	90040			40,000	40,000
TOTAL OTHER FINANCING USES		**0**	**0**	**40,000**	**40,000**
TOTAL EXPENDITURES/APPROPRIATIONS		**1,479,440**	**1,590,866**	**1,747,223**	**1,739,182**
NET COST		**-1**	**1**	**0**	**0**

COUNTY OF SANTA CRUZ

DETAIL OF FINANCING SOURCES AND USES
GOVERNMENTAL FUNDS
FISCAL YEAR 2019-20

BUDGET UNIT: 06/00/00 -- AGRICULTURAL EXTENSION SERVICE
FUNCTION: EDUCATION
ACTIVITY: AGRICULTURE EDUCATION
FUND: 10-000

Detail by Revenue and Expenditure Object		2017-18 Actuals	2018-19 Actual [x] Estimated [ ]	2019-20 Recommended Budget	2019-20 Adopted by the Board of Supervisors
SALARIES AND EMPLOYEE BENEF					
REGULAR PAY-PERMANENT	51000	71,086	66,222	67,050	67,050
OASDI-SOCIAL SECURITY	52010	5,348	5,024	5,129	5,129
PERS	52015	13,237	13,760	16,025	16,025
EMPLOYEE INSURANCE & BENEFITS	53010	19,463	13,961	14,158	14,158
WORKERS COMPENSATION INSURANCE	54010	979	1,046	1,088	1,088
TOTAL SALARIES AND EMPLOYEE BENEF		**110,113**	**100,013**	**103,450**	**103,450**
SERVICES AND SUPPLIES					
TELECOM SERVICES	61220	7,774	8,101	8,800	8,800
MAINT-OFFICE EQUIPMNT-SERVICES	61725	75	25	500	500
SUPPLIES	62223	2,491	2,887	3,754	3,754
DATA PROCESSING SERVICES	62325	4,464	4,704	4,900	4,704
EQUIPMENT LEASE & RENT	62500	1,243	1,243	1,600	1,600
SPECIAL MISC EXPENSE-SERVICES	62856	753	803	1,025	1,025
MILEAGE	62926	286	184	400	400
SERVICE CENTER CHARGES	62935	7,888	13,630	11,000	13,301
SERVICE CENTER REPLCMT INCRMNT	62936		1,329	1,329	1,329
SERVICE CENTER DEPREC CHG	62937		2,415	2,415	2,436
TOTAL SERVICES AND SUPPLIES		**24,974**	**35,321**	**35,723**	**37,849**
TOTAL EXPENDITURES/APPROPRIATIONS		**135,087**	**135,334**	**139,173**	**141,299**
NET COST		**135,087**	**135,334**	**139,173**	**141,299**

COUNTY OF SANTA CRUZ

DETAIL OF FINANCING SOURCES AND USES
GOVERNMENTAL FUNDS
FISCAL YEAR 2019-20

BUDGET UNIT: 09/00/00 -- ASSESSOR
FUNCTION: GENERAL GOVERNMENT
ACTIVITY: FINANCE
FUND: 10-000

Detail by Revenue and Expenditure Object		2017-18 Actuals	2018-19 Actual [x] Estimated [ ]	2019-20 Recommended Budget	2019-20 Adopted by the Board of Supervisors
TAXES					
NON-RESPONSE PENALTY-SEE 44141	40141			1,000	1,000
TOTAL TAXES		**0**	**0**	**1,000**	**1,000**
CHARGES FOR SERVICES					
PROPERTY TAX ADMIN FEE	41206	863,484	895,925	863,484	895,925
SUPP ROLL ASSESSMENT FEE	41208	477,980	656,866	477,980	539,898
OTHER CHARGES CURRENT SERVICES	42047	16,733	19,599	20,000	20,000
TOTAL CHARGES FOR SERVICES		**1,358,197**	**1,572,390**	**1,361,464**	**1,455,823**
TOTAL REVENUE		**1,358,197**	**1,572,390**	**1,362,464**	**1,456,823**
SALARIES AND EMPLOYEE BENEF					
REGULAR PAY-PERMANENT	51000	1,792,130	1,808,467	1,982,890	1,982,890
OVERTIME PAY-PERMANENT	51005	-78	5,473		
DIFFERENTIAL PAY	51040	2,004	10,805	19,234	19,234
OASDI-SOCIAL SECURITY	52010	129,539	130,613	146,312	146,312
PERS	52015	338,834	367,481	474,819	474,819
EMPLOYEE INSURANCE & BENEFITS	53010	397,686	387,505	411,713	411,713
UNEMPLOYMENT INSURANCE	53015	2,246	4,254	5,362	5,362
WORKERS COMPENSATION INSURANCE	54010	25,457	27,202	38,505	38,505
TOTAL SALARIES AND EMPLOYEE BENEF		**2,687,818**	**2,741,800**	**3,078,835**	**3,078,835**
SERVICES AND SUPPLIES					
TELECOM SERVICES	61220	22,878	23,127	25,655	25,655
MAINT-OTH EQUIP-SERVICES	61730			1,000	1,000
MEMBERSHIPS	62020	1,265		1,400	1,400
DUPLICATING SERVICES	62214	167	-3,916	4,000	4,000
PC SOFTWARE PURCHASES	62219	3,257	5,355	24,702	24,702
POSTAGE	62221	19,936	15,631	19,000	19,000
SUBSCRIPTIONS/PERIODICALS	62222	3,636	915	2,620	2,620
SUPPLIES	62223	30,078	25,547	30,000	31,594
NON-PC SOFTWARE	62225	9,565	10,301		
INVENTORIABLE ITEMS <5000	62226	2,302		11,670	11,670
DATA PROCESSING SERVICES	62325	199,307	126,095	426,748	352,987
PROF & SPECIAL SERV-OTHER	62381	235,921	257,391	289,100	289,100
PUB DEF CONFLICTS CONTRACT	62384		1,265		
RENTS/LEASES-STRUC IMP & GRNDS	62610			100	100
ADVERTISING & PROMOTION SUPP	62801	75			
SPECIAL MISC EXPENSE-SERVICES	62856			100	100
AIR FARE	62910	118	897	500	500
EDUCATION & TRAINING(REPT)	62914		350	500	500
LODGING	62922	1,795	2,111	2,700	2,700
MEALS	62924	861	598	1,750	1,750
MILEAGE	62926	1,927	1,667	2,750	2,750
TRAVEL-OTHER(NON-REPT)	62928	350	53	500	500
REGISTRATIONS (NON REPT)	62930	635	1,415	600	600
SERVICE CENTER CHARGES	62935	33	75		

COUNTY OF SANTA CRUZ

DETAIL OF FINANCING SOURCES AND USES
GOVERNMENTAL FUNDS
FISCAL YEAR 2019-20

BUDGET UNIT: 09/00/00 -- ASSESSOR
FUNCTION: GENERAL GOVERNMENT
ACTIVITY: FINANCE
FUND: 10-000

Detail by Revenue and Expenditure Object		2017-18 Actuals	2018-19 Actual [x] Estimated [ ]	2019-20 Recommended Budget	2019-20 Adopted by the Board of Supervisors
SERV CTR POOL VEH CHARGES	62938	2,544	2,371	1,000	1,000
TOTAL SERVICES AND SUPPLIES		**536,650**	**471,248**	**846,395**	**774,228**
OTHER CHARGES					
CERT OF PARTIC CONTRIB	75216	224,919	119,414	258,420	258,420
TOTAL OTHER CHARGES		**224,919**	**119,414**	**258,420**	**258,420**
INTRAFUND TRANSFERS					
INTRA-FUND TRF-OTHER	95225	-175,389	-194,595	-81,891	-81,891
TOTAL INTRAFUND TRANSFERS		**-175,389**	**-194,595**	**-81,891**	**-81,891**
TOTAL EXPENDITURES/APPROPRIATIONS		**3,273,998**	**3,137,867**	**4,101,759**	**4,029,592**
NET COST		**1,915,801**	**1,565,477**	**2,739,295**	**2,572,769**

COUNTY OF SANTA CRUZ

DETAIL OF FINANCING SOURCES AND USES
GOVERNMENTAL FUNDS
FISCAL YEAR 2019-20

BUDGET UNIT: 12/00/00 -- AUDITOR CONTROLR-TREAS-TAX COL
FUNCTION: GENERAL GOVERNMENT
ACTIVITY: FINANCE
FUND: 10-000

Detail by Revenue and Expenditure Object		2017-18 Actuals	2018-19 Actual [x] Estimated [ ]	2019-20 Recommended Budget	2019-20 Adopted by the Board of Supervisors
TAXES					
COSTS FOR DEL TAXES-SEE 44140	40140			140,000	140,000
TOTAL TAXES		**0**	**0**	**140,000**	**140,000**
LICENSES, PERMITS AND FRANCHIS					
OTHER LICENSES & PERMITS	40330		125	250	250
TOTAL LICENSES, PERMITS AND FRANCHIS		**0**	**125**	**250**	**250**
FINES, FORFEITURES & ASSMNTS					
COSTS FOR DELINQUENT TAXES	44140		108,580		
NON-RESPONSE PENALTY	44141		-380		
TOTAL FINES, FORFEITURES & ASSMNTS		**0**	**108,200**	**0**	**0**
INTERGOVERNMENTAL REVENUES					
ST-MANDATED COST REIMBURSEMENT	40872	3,021	2,444		
TOTAL INTERGOVERNMENTAL REVENUES		**3,021**	**2,444**	**0**	**0**
CHARGES FOR SERVICES					
ASSESSMENT & TAX COLLECTN FEES	41205	319,942	541,617	522,401	545,999
PROPERTY TAX ADMIN FEE	41206	227,016	528,867	459,974	528,867
DBT SERV TX ASSESS & ADMN FEES	41207	9,215	9,692	10,000	10,944
SUPP ROLL ASSESSMENT FEE	41208	91,682	241,659	135,000	199,249
ACCOUNTING FEES	41220	236,091	219,827	254,812	254,812
AUDIT FEES	41222	19,289	23,050	17,000	17,000
CIVIL PROCESS FEES	41422		1,261	37,850	37,850
REDEMPTION FEES	41432		11,536	20,000	20,000
RECORDING FEES	41560		13		
COST RECOVERY-SB940	42021		24,927	30,000	30,000
COST RECOVERY-OTHER	42022		5,917	1,000	1,000
OTHER CHARGES CURRENT SERVICES	42047	105	229,649	253,500	253,500
TAX LIEN RELEASE FEES	42060		5,138	5,000	5,000
BANKING SERVICES	42100		276,132	278,307	278,307
COUNTY OVERHEAD CHARGES	42105	595,118	144,869	144,869	646,114
INVESTMENT SERVICES	42116		584,772	600,598	600,598
TOTAL CHARGES FOR SERVICES		**1,498,458**	**2,848,926**	**2,770,311**	**3,429,240**
MISC. REVENUES					
CASH OVERAGES	42362		569	675	675
NSF CHECKS-RETURNED CHECK FEES	42381		16,463	13,850	13,850
OTHER REVENUE	42384	280	100,290	120,000	120,000
UNCLAIMED MONEY-ESCHEATED	42390	3,502	7,214	40,000	40,000
TOTAL MISC. REVENUES		**3,782**	**124,536**	**174,525**	**174,525**
OTHER FINANCING SOURCES					
OP/TRF IN-FR PFACERTS CNST FDS	42465	239,450	157,786		135,349
TOTAL OTHER FINANCING SOURCES		**239,450**	**157,786**	**0**	**135,349**
TOTAL REVENUE		**1,744,711**	**3,242,017**	**3,085,086**	**3,879,364**
SALARIES AND EMPLOYEE BENEF					
REGULAR PAY-PERMANENT	51000	2,437,591	3,280,675	3,593,721	3,593,721
OVERTIME PAY-PERMANENT	51005	4,722	24,761	9,315	9,315

COUNTY OF SANTA CRUZ

DETAIL OF FINANCING SOURCES AND USES
GOVERNMENTAL FUNDS
FISCAL YEAR 2019-20

BUDGET UNIT: 12/00/00 -- AUDITOR CONTROLR-TREAS-TAX COL
FUNCTION: GENERAL GOVERNMENT
ACTIVITY: FINANCE
FUND: 10-000

Detail by Revenue and Expenditure Object		2017-18 Actuals	2018-19 Actual [x] Estimated [ ]	2019-20 Recommended Budget	2019-20 Adopted by the Board of Supervisors
REGULAR PAY-EXTRA HELP	51010	533	44,393	2,501	2,501
DIFFERENTIAL PAY	51040	7,201	17,603	24,044	24,044
OASDI-SOCIAL SECURITY	52010	174,211	242,755	266,579	266,579
PERS	52015	433,055	642,920	860,655	860,655
EMPLOYEE INSURANCE & BENEFITS	53010	508,702	626,963	723,776	723,776
UNEMPLOYMENT INSURANCE	53015	4,028	4,486		
WORKERS COMPENSATION INSURANCE	54010	78,606	117,388	137,222	137,222
OTHER BENEFITS MISC	55021		1,017		
TOTAL SALARIES AND EMPLOYEE BENEF		**3,648,649**	**5,002,961**	**5,617,813**	**5,617,813**
SERVICES AND SUPPLIES					
TELECOM SERVICES	61220	30,298	56,522	69,051	69,051
MAINT-OFFICE EQUIPMNT-SERVICES	61725	3,784	48,609	52,437	52,437
FACILITIES MAINT-GENERAL-SERV	61835	2,025	1,566		
EMPL CERTIFICATES & LICENSES	62010	360	360	360	360
MEMBERSHIPS	62020	1,339	1,707	1,940	1,940
MISCELLANEOUS EXPENSE-SERVICES	62111		1,204	1,030	1,030
CASH SHORTAGES	62112		441	250	250
DUPLICATING SERVICES	62214	14,105	-18,970	16,250	16,250
BOOKS	62215	3,359	3,411	3,025	3,025
FORMS-FROM OUTSIDE VENDOR	62216	4,412	2,796	3,850	3,850
MISC NONINVENTORIABLE ITEMS	62217	283	4,039	300	300
PC SOFTWARE PURCHASES	62219	6,386	8,084	14,928	14,928
POSTAGE	62221	21,126	75,231	84,000	84,000
SUBSCRIPTIONS/PERIODICALS	62222	646	353	980	980
SUPPLIES	62223	17,954	38,355	40,750	40,750
WARRANTS	62224	8,612		8,450	8,450
INVENTORIABLE ITEMS <5000	62226	20,624	48,300	20,500	23,041
SOFTWARE LICENSE SERVICES	62227	53,143	96,617	81,385	81,385
BANKING SERVICES	62310	15	118,385	193,970	193,970
DATA PROCESSING SERVICES	62325	872,401	486,414	1,313,845	1,128,602
PROF & SPECIAL SERV-OTHER	62381	341,327	446,242	555,037	563,937
TAX LIEN RELEASE EXPENSE	62396		5,195	5,000	5,000
LEGAL NOTICES	62420	2,248	17,687	22,500	22,500
EQUIPMENT LEASE & RENT	62500	1,670	1,514	1,592	1,592
RENTS/LEASES-STRUC IMP & GRNDS	62610	12,303	12,471	14,568	14,568
ADVERTISING & PROMOTION SUPP	62801	786	1,999	1,000	1,000
EDUCATION AND/OR TRAINING	62826		358		
SPECIAL MISC EXPENSE-SERVICES	62856	1,592	46,363	1,300	1,300
AIR FARE	62910	658	2,080	2,200	2,200
EDUCATION & TRAINING(REPT)	62914	3,768	4,640	5,165	5,165
LODGING	62922	5,701	12,168	8,500	8,500
MEALS	62924	1,233	3,244	2,650	2,650
MILEAGE	62926	1,941	3,862	2,450	2,450
TRAVEL-OTHER(NON-REPT)	62928	142	1,295	735	735

COUNTY OF SANTA CRUZ

DETAIL OF FINANCING SOURCES AND USES
GOVERNMENTAL FUNDS
FISCAL YEAR 2019-20

BUDGET UNIT: 12/00/00 -- AUDITOR CONTROLR-TREAS-TAX COL
FUNCTION: GENERAL GOVERNMENT
ACTIVITY: FINANCE
FUND: 10-000

Detail by Revenue and Expenditure Object		2017-18 Actuals	2018-19 Actual [x] Estimated [ ]	2019-20 Recommended Budget	2019-20 Adopted by the Board of Supervisors
REGISTRATIONS (NON REPT)	62930	1,890	6,938	4,514	4,514
SERV CTR POOL VEH CHARGES	62938	946	442		
TOTAL SERVICES AND SUPPLIES		**1,437,077**	**1,539,922**	**2,534,512**	**2,360,710**
OTHER CHARGES					
PRINCIPAL ON LEASE PURCHASES	74230		1,160	314	314
INTEREST ON LEASE PURCHASES	74420		133	9	9
TOTAL OTHER CHARGES		**0**	**1,293**	**323**	**323**
FIXED ASSETS					
EQUIPMENT	86204	239,750	37,089		135,349
TOTAL FIXED ASSETS		**239,750**	**37,089**	**0**	**135,349**
INTRAFUND TRANSFERS					
INTRA-FD TRF-CO OVERHEAD	95190	-1,207,802	-1,144,247	-1,144,247	-1,909,890
INTRA-FUND TRF-OTHER	95225	-477,580	-418,279	-485,300	-485,300
TOTAL INTRAFUND TRANSFERS		**-1,685,382**	**-1,562,526**	**-1,629,547**	**-2,395,190**
TOTAL EXPENDITURES/APPROPRIATIONS		**3,640,094**	**5,018,739**	**6,523,101**	**5,719,005**
NET COST		**1,895,383**	**1,776,722**	**3,438,015**	**1,839,641**

COUNTY OF SANTA CRUZ

DETAIL OF FINANCING SOURCES AND USES
GOVERNMENTAL FUNDS
FISCAL YEAR 2019-20

BUDGET UNIT: 15/00/00 -- BOARD OF SUPERVISORS
FUNCTION: GENERAL GOVERNMENT
ACTIVITY: LEGISLATIVE & ADMINISTRATIVE
FUND: 10-000

Detail by Revenue and Expenditure Object		2017-18 Actuals	2018-19 Actual [x] Estimated [ ]	2019-20 Recommended Budget	2019-20 Adopted by the Board of Supervisors
SALARIES AND EMPLOYEE BENEF					
REGULAR PAY-PERMANENT	51000	1,784,961	1,831,354	1,991,104	1,991,104
REGULAR PAY-EXTRA HELP	51010	61,994	62,940		
DIFFERENTIAL PAY	51040	2,225	1,109		
OASDI-SOCIAL SECURITY	52010	139,039	140,397	151,114	151,114
PERS	52015	320,623	354,562	455,521	455,521
EMPLOYEE INSURANCE & BENEFITS	53010	296,936	273,437	280,844	280,844
WORKERS COMPENSATION INSURANCE	54010	21,477	27,135	34,017	34,017
OTHER BENEFITS MISC	55021		963	963	963
TOTAL SALARIES AND EMPLOYEE BENEF		**2,627,255**	**2,691,897**	**2,913,563**	**2,913,563**
SERVICES AND SUPPLIES					
TELECOM SERVICES	61220	30,330	32,815	34,000	34,000
MAINT-OFFICE EQUIPMNT-SERVICES	61725	1,480	1,943	2,000	2,000
MEMBERSHIPS	62020		36		
DUPLICATING SERVICES	62214	2,980	1,158	1,200	1,200
PAPER	62218		931	1,200	1,200
PC SOFTWARE PURCHASES	62219	8,376	13,602	12,600	12,600
POSTAGE	62221	1,988	1,100	2,500	2,500
SUBSCRIPTIONS/PERIODICALS	62222	1,495	1,114	1,114	1,114
SUPPLIES	62223	9,768	7,527	12,995	14,131
INVENTORIABLE ITEMS <5000	62226	16,550	6,752	5,500	7,482
DATA PROCESSING SERVICES	62325	86,814	66,424	72,136	75,575
PROF & SPECIAL SERV-OTHER	62381	980	1,070	2,000	2,000
AIR FARE	62910		1,551		
EDUCATION & TRAINING(REPT)	62914			400	400
LODGING	62922	3,683	9,937		
MEALS	62924	797	2,812		
MILEAGE	62926	1,338	1,717		
TRAVEL-OTHER(NON-REPT)	62928	1,664	5,069	21,000	21,000
REGISTRATIONS (NON REPT)	62930	2,655	3,489		
SERV CTR POOL VEH CHARGES	62938		146		
TOTAL SERVICES AND SUPPLIES		**170,898**	**159,193**	**168,645**	**175,202**
OTHER CHARGES					
PRINCIPAL ON LEASE PURCHASES	74230	2,450	2,725	3,030	3,030
INTEREST ON LEASE PURCHASES	74420	786	512	206	206
TOTAL OTHER CHARGES		**3,236**	**3,237**	**3,236**	**3,236**
INTRAFUND TRANSFERS					
INTRA-FUND TRF-OTHER	95225			-72,566	-72,566
TOTAL INTRAFUND TRANSFERS		**0**	**0**	**-72,566**	**-72,566**
TOTAL EXPENDITURES/APPROPRIATIONS		**2,801,389**	**2,854,327**	**3,012,878**	**3,019,435**
NET COST		**2,801,389**	**2,854,327**	**3,012,878**	**3,019,435**

COUNTY OF SANTA CRUZ

DETAIL OF FINANCING SOURCES AND USES
GOVERNMENTAL FUNDS
FISCAL YEAR 2019-20

BUDGET UNIT: 18/10/00 -- COUNTY ADMINISTRATIVE OFFICE/COUNTY ADMINISTRATIVE OFFICE
FUNCTION: GENERAL GOVERNMENT
ACTIVITY: LEGISLATIVE & ADMINISTRATIVE
FUND: 10-000

Detail by Revenue and Expenditure Object		2017-18 Actuals	2018-19 Actual [x] Estimated [ ]	2019-20 Recommended Budget	2019-20 Adopted by the Board of Supervisors
INTERGOVERNMENTAL REVENUES					
ST-OTHER	40894		60,085		91,500
AID FROM OTH GOV-CITIES	41156				10,000
TOTAL INTERGOVERNMENTAL REVENUES		**0**	**60,085**	**0**	**101,500**
CHARGES FOR SERVICES					
SCCRDA SERVICES	41350			1,000	1,000
MANAGEMENT SERVICES	42042	4,285	5,368	3,500	3,500
OTHER CHARGES CURRENT SERVICES	42047	1,888	3,500	3,500	3,500
COUNTY OVERHEAD CHARGES	42105	649,123	492,056	492,056	479,282
TOTAL CHARGES FOR SERVICES		**655,296**	**500,924**	**500,056**	**487,282**
MISC. REVENUES					
NSF CHECKS	42380		-1,775		
OTHER REVENUE	42384		150	25,108	25,108
TOTAL MISC. REVENUES		**0**	**-1,625**	**25,108**	**25,108**
TOTAL REVENUE		**655,296**	**559,384**	**525,164**	**613,890**
SALARIES AND EMPLOYEE BENEF					
REGULAR PAY-PERMANENT	51000	1,770,036	1,985,920	2,161,486	2,161,486
OVERTIME PAY-PERMANENT	51005	494	27	4,323	4,323
REGULAR PAY-EXTRA HELP	51010	1,037			
DIFFERENTIAL PAY	51040	11,346	8,143	10,160	10,160
OASDI-SOCIAL SECURITY	52010	120,120	119,629	133,908	133,908
PERS	52015	320,163	366,298	456,450	456,450
EMPLOYEE INSURANCE & BENEFITS	53010	257,385	283,315	281,621	281,621
WORKERS COMPENSATION INSURANCE	54010	27,476	28,575	21,241	21,241
OTHER BENEFITS MISC	55021		32,892	32,892	32,892
TOTAL SALARIES AND EMPLOYEE BENEF		**2,508,057**	**2,824,799**	**3,102,081**	**3,102,081**
SERVICES AND SUPPLIES					
RADIO	61215	652	521		
TELECOM SERVICES	61220	35,576	40,953	42,878	42,878
MAINT-OFFICE EQUIPMNT-SERVICES	61725	3,695	4,576	4,500	4,500
MEMBERSHIPS	62020	46,745	49,387	47,995	47,995
MISCELLANEOUS EXPENSE-SERVICES	62111	2,190		5,000	5,000
DUPLICATING SERVICES	62214	10,223	4,967	12,000	12,000
PC SOFTWARE PURCHASES	62219	4,869	7,287	7,500	7,500
POSTAGE	62221	188	272	250	250
SUBSCRIPTIONS/PERIODICALS	62222	335	411	250	250
SUPPLIES	62223	124	8,572	9,000	9,000
INVENTORIABLE ITEMS <5000	62226	43,403	6,248	8,235	8,235
DATA PROCESSING SERVICES	62325	107,932	115,643	74,969	108,191
PROF & SPECIAL SERV-OTHER	62381	349,736	404,753	812,514	1,123,618
LEGAL NOTICES	62420			500	500
RENTS/LEASES-STRUC IMP & GRNDS	62610	1,297	1,035	1,250	1,250
ADVERTISING & PROMOTION SUPP	62801	3,620	1,212	3,500	3,500
SUBSCRIPTIONS BOOKS & ED MATER	62890	1,256	847	1,250	1,250

COUNTY OF SANTA CRUZ

DETAIL OF FINANCING SOURCES AND USES
GOVERNMENTAL FUNDS
FISCAL YEAR 2019-20

BUDGET UNIT: 18/10/00 -- COUNTY ADMINISTRATIVE OFFICE/COUNTY ADMINISTRATIVE OFFICE
FUNCTION: GENERAL GOVERNMENT
ACTIVITY: LEGISLATIVE & ADMINISTRATIVE
FUND: 10-000

Detail by Revenue and Expenditure Object		2017-18 Actuals	2018-19 Actual [x] Estimated [ ]	2019-20 Recommended Budget	2019-20 Adopted by the Board of Supervisors
AIR FARE	62910	1,231	110	1,000	1,000
EDUCATION & TRAINING(REPT)	62914	6,466	5,208	9,000	9,000
LODGING	62922	3,381	2,673	3,000	3,000
MEALS	62924	2,082	4,975	5,000	5,000
MILEAGE	62926	3,749	2,077	4,000	4,000
TRAVEL-OTHER(NON-REPT)	62928	684	892	960	960
REGISTRATIONS (NON REPT)	62930	3,594	7,200	7,355	7,355
SERV CTR POOL VEH CHARGES	62938	371	3,946	5,000	5,000
TOTAL SERVICES AND SUPPLIES		**633,399**	**673,765**	**1,066,906**	**1,411,232**
OTHER CHARGES					
PRINCIPAL ON LEASE PURCHASES	74230	3,422	4,130	3,966	3,966
INTEREST ON LEASE PURCHASES	74420	1,614	1,154	1,260	1,260
TOTAL OTHER CHARGES		**5,036**	**5,284**	**5,226**	**5,226**
INTRAFUND TRANSFERS					
INTRA-FD TRF-CO OVERHEAD	95190	-1,584,811	-1,138,388	-1,138,388	-1,499,016
INTRA-FUND TRF-OTHER	95225	388,417	307,407	425,138	578,638
TOTAL INTRAFUND TRANSFERS		**-1,196,394**	**-830,981**	**-713,250**	**-920,378**
TOTAL EXPENDITURES/APPROPRIATIONS		**1,950,098**	**2,672,867**	**3,460,963**	**3,598,161**
NET COST		**1,294,802**	**2,113,483**	**2,935,799**	**2,984,271**

COUNTY OF SANTA CRUZ

DETAIL OF FINANCING SOURCES AND USES
GOVERNMENTAL FUNDS
FISCAL YEAR 2019-20

BUDGET UNIT: 18/20/00 -- COUNTY ADMINISTRATIVE OFFICE/CLERK OF THE BOARD
FUNCTION: GENERAL GOVERNMENT
ACTIVITY: LEGISLATIVE & ADMINISTRATIVE
FUND: 10-000

Detail by Revenue and Expenditure Object		2017-18 Actuals	2018-19 Actual [x] Estimated [ ]	2019-20 Recommended Budget	2019-20 Adopted by the Board of Supervisors
LICENSES, PERMITS AND FRANCHIS					
ENVIRONMENTAL FILING LICENSE	40312	16,900	20,200	18,000	18,000
TOTAL LICENSES, PERMITS AND FRANCHIS		**16,900**	**20,200**	**18,000**	**18,000**
CHARGES FOR SERVICES					
PROPERTY TAX ADMIN FEE	41206	8,708	10,585	8,706	10,585
SCCRDA SERVICES	41350			1,000	1,000
PERMIT PROCESSING FEES	41576		50		
COPY CHARGES	42020	77	87	250	250
EMIS - GEO FAX SERVICES	42027	420	15		
OTHER CHARGES CURRENT SERVICES	42047	5,596	9,296	6,000	6,000
TOTAL CHARGES FOR SERVICES		**14,801**	**20,033**	**15,956**	**17,835**
MISC. REVENUES					
OTHER REVENUE	42384		5,275		
TOTAL MISC. REVENUES		**0**	**5,275**	**0**	**0**
OTHER FINANCING SOURCES					
INCPTN OF LSE PRCH AGRMT NCGA5	42473	16,080			
TOTAL OTHER FINANCING SOURCES		**16,080**	**0**	**0**	**0**
OTHER GOVERNMENTAL UNIT REVENU					
NEGATIVE DECLARATION	42728			2,000	2,000
TOTAL OTHER GOVERNMENTAL UNIT REVENU		**0**	**0**	**2,000**	**2,000**
TOTAL REVENUE		**47,781**	**45,508**	**35,956**	**37,835**
SALARIES AND EMPLOYEE BENEF					
REGULAR PAY-PERMANENT	51000	285,452	347,031	350,321	350,321
OVERTIME PAY-PERMANENT	51005			2,162	2,162
REGULAR PAY-EXTRA HELP	51010	20,385	26,132		
DIFFERENTIAL PAY	51040	8,910	9,265	7,236	7,236
OASDI-SOCIAL SECURITY	52010	22,625	27,877	27,518	27,518
PERS	52015	54,873	69,841	83,613	83,613
EMPLOYEE INSURANCE & BENEFITS	53010	61,481	77,812	75,809	75,809
UNEMPLOYMENT INSURANCE	53015	5,587	6,105	7,694	7,694
TOTAL SALARIES AND EMPLOYEE BENEF		**459,313**	**564,063**	**554,353**	**554,353**
SERVICES AND SUPPLIES					
TELECOM SERVICES	61220	6,104	7,004	6,500	6,500
MAINT-OFFICE EQUIPMNT-SERVICES	61725	5,310	2,678	3,800	3,800
MEMBERSHIPS	62020	625	375	1,500	1,500
DUPLICATING SERVICES	62214	381	-7,568	3,000	3,000
PC SOFTWARE PURCHASES	62219	36,339	60,846	49,733	49,733
POSTAGE	62221	1,713	1,064	2,500	2,500
SUPPLIES	62223	2,574	2,691	4,000	4,000
INVENTORIABLE ITEMS <5000	62226	208	4,367	2,000	2,000
SOFTWARE LICENSE SERVICES	62227	379			
DATA PROCESSING SERVICES	62325	117,702	80,094	87,358	83,953
DIRECTORS' FEES	62327	1,800	1,875	2,000	2,000
PROF & SPECIAL SERV-OTHER	62381	1,210	16,186	40,000	40,000

COUNTY OF SANTA CRUZ

DETAIL OF FINANCING SOURCES AND USES
GOVERNMENTAL FUNDS
FISCAL YEAR 2019-20

BUDGET UNIT: 18/20/00 -- COUNTY ADMINISTRATIVE OFFICE/CLERK OF THE BOARD
FUNCTION: GENERAL GOVERNMENT
ACTIVITY: LEGISLATIVE & ADMINISTRATIVE
FUND: 10-000

Detail by Revenue and Expenditure Object		2017-18 Actuals	2018-19 Actual [x] Estimated [ ]	2019-20 Recommended Budget	2019-20 Adopted by the Board of Supervisors
LEGAL NOTICES	62420	5,791	16,075	7,500	7,500
RENTS/LEASES-STRUC IMP & GRNDS	62610	8,056	8,574	8,000	8,000
ADVERTISING & PROMOTION SUPP	62801		405		
EDUCATION AND/OR TRAINING	62826		170		
AIR FARE	62910		390		
EDUCATION & TRAINING(REPT)	62914		1,300	2,500	2,500
GAS, OIL, FUEL	62920		72		
LODGING	62922	355	1,621	2,500	2,500
MEALS	62924	124	477	800	800
MILEAGE	62926	161	217	300	300
TRAVEL-OTHER(NON-REPT)	62928	50	52	300	300
REGISTRATIONS (NON REPT)	62930	625		500	500
SERV CTR POOL VEH CHARGES	62938			300	300
TOTAL SERVICES AND SUPPLIES		**189,507**	**198,965**	**225,091**	**221,686**
OTHER CHARGES					
PRINCIPAL ON LEASE PURCHASES	74230	3,754	3,611	4,100	4,100
INTEREST ON LEASE PURCHASES	74420	1,308	1,361	950	950
TOTAL OTHER CHARGES		**5,062**	**4,972**	**5,050**	**5,050**
FIXED ASSETS					
EQUIPMENT	86204	16,080			
TOTAL FIXED ASSETS		**16,080**	**0**	**0**	**0**
INTRAFUND TRANSFERS					
INTRA-FUND TRF-OTHER	95225	-150	-200	72,566	72,566
TOTAL INTRAFUND TRANSFERS		**-150**	**-200**	**72,566**	**72,566**
TOTAL EXPENDITURES/APPROPRIATIONS		**669,812**	**767,800**	**857,060**	**853,655**
NET COST		**622,031**	**722,292**	**821,104**	**815,820**

COUNTY OF SANTA CRUZ

DETAIL OF FINANCING SOURCES AND USES
GOVERNMENTAL FUNDS
FISCAL YEAR 2019-20

BUDGET UNIT: 18/30/00 -- COUNTY ADMINISTRATIVE OFFICE/ECONOMIC DEVELOPMENT-ADVERTISI
FUNCTION: GENERAL GOVERNMENT
ACTIVITY: LEGISLATIVE & ADMINISTRATIVE
FUND: 10-000

Detail by Revenue and Expenditure Object		2017-18 Actuals	2018-19 Actual [x] Estimated [ ]	2019-20 Recommended Budget	2019-20 Adopted by the Board of Supervisors
CHARGES FOR SERVICES					
SCCRDA SERVICES	41350	26,553	32,041	377,171	377,171
TOTAL CHARGES FOR SERVICES		**26,553**	**32,041**	**377,171**	**377,171**
MISC. REVENUES					
CONTRIBUTIONS FROM OTHER FUNDS	42367	58,219	94,363		16,049
CONTRIBUTIONS AND DONATIONS	42372	15,168	20,908	15,000	15,000
TOTAL MISC. REVENUES		**73,387**	**115,271**	**15,000**	**31,049**
TOTAL REVENUE		**99,940**	**147,312**	**392,171**	**408,220**
SALARIES AND EMPLOYEE BENEF					
REGULAR PAY-PERMANENT	51000	413,509	425,634	447,186	447,186
REGULAR PAY-EXTRA HELP	51010	-210			
DIFFERENTIAL PAY	51040	-36			
OASDI-SOCIAL SECURITY	52010	29,712	29,291	31,092	31,092
PERS	52015	69,719	78,358	94,185	94,185
EMPLOYEE INSURANCE & BENEFITS	53010	72,593	72,068	78,667	78,667
OTHER BENEFITS MISC	55021	4,862	7,889	7,889	7,889
TOTAL SALARIES AND EMPLOYEE BENEF		**590,149**	**613,240**	**659,019**	**659,019**
SERVICES AND SUPPLIES					
TELECOM SERVICES	61220	1,092	1,114	1,093	1,093
MEMBERSHIPS	62020	23,106	29,726	31,370	31,370
MISCELLANEOUS EXPENSE-SERVICES	62111	114	500	500	500
DUPLICATING SERVICES	62214		-209		
POSTAGE	62221			2,500	2,500
SUPPLIES	62223	395	930	2,000	2,000
INVENTORIABLE ITEMS <5000	62226		2,694		
DATA PROCESSING SERVICES	62325	24,364	31,703	13,440	46,488
PROF & SPECIAL SERV-OTHER	62381	176,267	166,228	314,400	330,449
RENTS/LEASES-STRUC IMP & GRNDS	62610		1,385	50	50
SUBSCRIPTIONS BOOKS & ED MATER	62890			2,000	2,000
AIR FARE	62910			1,200	1,200
AUTO RENTALS	62912			500	500
EDUCATION & TRAINING(REPT)	62914	712	225	1,800	1,800
LODGING	62922			1,300	1,300
MEALS	62924		218	1,000	1,000
MILEAGE	62926			3,750	3,750
REGISTRATIONS (NON REPT)	62930	1,207	999	4,100	4,100
SERV CTR POOL VEH CHARGES	62938			250	250
TOTAL SERVICES AND SUPPLIES		**227,257**	**235,513**	**381,253**	**430,350**
TOTAL EXPENDITURES/APPROPRIATIONS		**817,406**	**848,753**	**1,040,272**	**1,089,369**
NET COST		**717,466**	**701,441**	**648,101**	**681,149**

COUNTY OF SANTA CRUZ

DETAIL OF FINANCING SOURCES AND USES
GOVERNMENTAL FUNDS
FISCAL YEAR 2019-20

BUDGET UNIT: 18/40/00 -- COUNTY ADMINISTRATIVE OFFICE/CANNABIS LICENSING
FUNCTION: GENERAL GOVERNMENT
ACTIVITY: LEGISLATIVE & ADMINISTRATIVE
FUND: 10-000

Detail by Revenue and Expenditure Object		2017-18 Actuals	2018-19 Actual [x] Estimated [ ]	2019-20 Recommended Budget	2019-20 Adopted by the Board of Supervisors
LICENSES, PERMITS AND FRANCHIS					
CANNABIS LICENSING	40307	280,365	103,294	350,000	350,000
TOTAL LICENSES, PERMITS AND FRANCHIS		**280,365**	**103,294**	**350,000**	**350,000**
FINES, FORFEITURES & ASSMNTS					
CIVIL PENALTIES	40426		777,773	125,000	125,000
TOTAL FINES, FORFEITURES & ASSMNTS		**0**	**777,773**	**125,000**	**125,000**
CHARGES FOR SERVICES					
CODE ENFORCEMENT	41293			45,000	45,000
TOTAL CHARGES FOR SERVICES		**0**	**0**	**45,000**	**45,000**
TOTAL REVENUE		**280,365**	**881,067**	**520,000**	**520,000**
SALARIES AND EMPLOYEE BENEF					
REGULAR PAY-PERMANENT	51000	427,700	423,162	410,239	410,239
OVERTIME PAY-PERMANENT	51005	262	160		
DIFFERENTIAL PAY	51040	3,944	756		
OASDI-SOCIAL SECURITY	52010	32,161	29,321	31,372	31,372
PERS	52015	79,787	79,978	96,058	96,058
EMPLOYEE INSURANCE & BENEFITS	53010	64,032	92,675	95,221	95,221
TOTAL SALARIES AND EMPLOYEE BENEF		**607,886**	**626,052**	**632,890**	**632,890**
SERVICES AND SUPPLIES					
TELECOM SERVICES	61220	11,017	7,480	16,000	16,000
MEMBERSHIPS	62020	95	190	250	250
DUPLICATING SERVICES	62214	1,369	1,522	2,000	2,000
PC SOFTWARE PURCHASES	62219	1,311	1,295	2,000	2,000
POSTAGE	62221	10	291	250	250
SUPPLIES	62223	508	2,280	3,000	3,527
INVENTORIABLE ITEMS <5000	62226	144	2,482	5,000	5,000
COMPUTER PROF SVCS	62316	23,040			
DATA PROCESSING SERVICES	62325	27,094	23,308	24,528	29,564
DISTRICT ATTORNEY SERVICES	62329		149,735	190,540	190,540
PROF & SPECIAL SERV-OTHER	62381	84,518	21,300	50,000	56,238
SHERIFF SERVICES	62393		390,152		
RENTS/LEASES-STRUC IMP & GRNDS	62610	108			
ADVERTISING & PROMOTION SUPP	62801		3,278		
SUBSCRIPTIONS BOOKS & ED MATER	62890	-663			
EDUCATION & TRAINING(REPT)	62914	200	594	5,000	5,000
LODGING	62922	611	999	2,000	2,000
MEALS	62924	586	541	1,000	1,000
MILEAGE	62926	642	257	1,000	1,000
TRAVEL-OTHER(NON-REPT)	62928	45	317		
REGISTRATIONS (NON REPT)	62930	483	985	1,000	1,000
SERVICE CENTER CHARGES	62935	1,347	2,624	1,606	2,610
SERVICE CENTER REPLCMT INCRMNT	62936	2,973	2,352	2,352	2,352
SERVICE CENTER DEPREC CHG	62937	7,433	5,880	5,880	14,224
SERV CTR POOL VEH CHARGES	62938	442		1,000	1,000

COUNTY OF SANTA CRUZ

DETAIL OF FINANCING SOURCES AND USES
GOVERNMENTAL FUNDS
FISCAL YEAR 2019-20

BUDGET UNIT: 18/40/00 -- COUNTY ADMINISTRATIVE OFFICE/CANNABIS LICENSING
FUNCTION: GENERAL GOVERNMENT
ACTIVITY: LEGISLATIVE & ADMINISTRATIVE
FUND: 10-000

Detail by Revenue and Expenditure Object		2017-18 Actuals	2018-19 Actual [x] Estimated [ ]	2019-20 Recommended Budget	2019-20 Adopted by the Board of Supervisors
TOTAL SERVICES AND SUPPLIES		**163,313**	**617,862**	**314,406**	**335,555**
OTHER FINANCING USES					
OPERATING TRANSFERS OUT	90000		69,378		
TOTAL OTHER FINANCING USES		**0**	**69,378**	**0**	**0**
TOTAL EXPENDITURES/APPROPRIATIONS		**771,199**	**1,313,292**	**947,296**	**968,445**
NET COST		**490,834**	**432,225**	**427,296**	**448,445**

COUNTY OF SANTA CRUZ

DETAIL OF FINANCING SOURCES AND USES
GOVERNMENTAL FUNDS
FISCAL YEAR 2019-20

BUDGET UNIT: 18/50/00 -- COUNTY ADMINISTRATIVE OFFICE/HOMELESS COORDINATOR
FUNCTION: GENERAL GOVERNMENT
ACTIVITY: LEGISLATIVE & ADMINISTRATIVE
FUND: 10-000

Detail by Revenue and Expenditure Object		2017-18 Actuals	2018-19 Actual [x] Estimated [ ]	2019-20 Recommended Budget	2019-20 Adopted by the Board of Supervisors
CHARGES FOR SERVICES					
COST RECOVERY-OTHER	42022	234,072	93,209	278,717	278,717
TOTAL CHARGES FOR SERVICES		**234,072**	**93,209**	**278,717**	**278,717**
MISC. REVENUES					
CONTRIBUTIONS FROM OTHER FUNDS	42367	50,000	831,936	333,438	4,888,888
TOTAL MISC. REVENUES		**50,000**	**831,936**	**333,438**	**4,888,888**
TOTAL REVENUE		**284,072**	**925,145**	**612,155**	**5,167,605**
SALARIES AND EMPLOYEE BENEF					
REGULAR PAY-PERMANENT	51000	135,162	139,159	285,988	285,988
REGULAR PAY-EXTRA HELP	51010	12,350	20,928	76,682	76,682
DIFFERENTIAL PAY	51040	1,345	1,088		
OASDI-SOCIAL SECURITY	52010	10,498	11,652	20,626	20,626
PERS	52015	24,639	28,315	81,089	81,089
EMPLOYEE INSURANCE & BENEFITS	53010	23,385	27,455	38,610	38,610
TOTAL SALARIES AND EMPLOYEE BENEF		**207,379**	**228,597**	**502,995**	**502,995**
SERVICES AND SUPPLIES					
TELECOM SERVICES	61220		224	1,800	1,800
SUPPLIES	62223		1,220	1,200	1,200
INVENTORIABLE ITEMS <5000	62226		3,580		
DATA PROCESSING SERVICES	62325		5,880	4,896	4,704
PROF & SPECIAL SERV-OTHER	62381	585,000	1,205,108	1,540,620	6,096,070
ADVERTISING & PROMOTION SUPP	62801		545		
MEALS	62924		376		
TRAVEL-OTHER(NON-REPT)	62928			3,240	3,240
TOTAL SERVICES AND SUPPLIES		**585,000**	**1,216,933**	**1,551,756**	**6,107,014**
OTHER CHARGES					
CONTRIB TO OTHER AGENCIES-OTH	75230	42,811	167,779	57,779	57,779
CONTRIB TO OTHER AGENCIES-OTH	75231		235,603		
TOTAL OTHER CHARGES		**42,811**	**403,382**	**57,779**	**57,779**
INTRAFUND TRANSFERS					
INTRA-FUND TRF-OTHER	95225	-50,000	-475,049	-133,620	-133,620
TOTAL INTRAFUND TRANSFERS		**-50,000**	**-475,049**	**-133,620**	**-133,620**
TOTAL EXPENDITURES/APPROPRIATIONS		**785,190**	**1,373,863**	**1,978,910**	**6,534,168**
NET COST		**501,118**	**448,718**	**1,366,755**	**1,366,563**

COUNTY OF SANTA CRUZ

DETAIL OF FINANCING SOURCES AND USES
GOVERNMENTAL FUNDS
FISCAL YEAR 2019-20

BUDGET UNIT: 21/40/00 -- COUNTY CLERK/ELECTIONS
FUNCTION: GENERAL GOVERNMENT
ACTIVITY: ELECTIONS
FUND: 10-000

Detail by Revenue and Expenditure Object		2017-18 Actuals	2018-19 Actual [x] Estimated [ ]	2019-20 Recommended Budget	2019-20 Adopted by the Board of Supervisors
LICENSES, PERMITS AND FRANCHIS					
OTHER LICENSES & PERMITS	40330	149	150	150	150
TOTAL LICENSES, PERMITS AND FRANCHIS		**149**	**150**	**150**	**150**
INTERGOVERNMENTAL REVENUES					
ST-OTHER	40894			500,000	500,000
FED-OTHER	41096			150,585	150,585
TOTAL INTERGOVERNMENTAL REVENUES		**0**	**0**	**650,585**	**650,585**
CHARGES FOR SERVICES					
CANDIDATE FILING FEE	41240	77,415	69,095	50,000	50,000
DISTRICT ELECTION CHARGES	41242	6,850	821,815	10,000	10,000
POSTAGE REIMBURSEMENT	41244	23,470	9,037	19,000	19,000
PASSPORT FEES	41561	202,950	187,355	210,000	210,000
FICTITIOUS BUS NAME STMTS	41562	89,080	92,429	90,000	90,000
FICTITIOUS B/N COPIES	41563	565	490	500	500
MARRIAGE LIC PUBLIC	41564	84,100	80,913	95,000	95,000
MARRIAGE LIC CONFIDENTIAL	41565	8,493	8,322	9,000	9,000
NOTARY BOND FEES	41566	7,224	6,272	7,280	7,280
OTHER CERTIFIED COPIES-CLERK	41567	2,817	2,712	2,500	2,500
MARRIAGE CEREMONY FEE	41568	47,900	44,500	49,000	49,000
CLERK FEES	42019	18,867	17,891	20,000	20,000
OTHER CHARGES CURRENT SERVICES	42047	9,677	9,406	9,000	9,000
DPTY MARRIAGE COMM DAY FC401AB	42071	16,680	14,520	16,000	16,000
TOTAL CHARGES FOR SERVICES		**596,088**	**1,364,757**	**587,280**	**587,280**
MISC. REVENUES					
CASH OVERAGES	42362	148	63		
NSF CHECKS	42380	-129	5		
NSF CHECKS-RETURNED CHECK FEES	42381	240	200		
OTHER REVENUE	42384	75	117		
TOTAL MISC. REVENUES		**334**	**385**	**0**	**0**
TOTAL REVENUE		**596,571**	**1,365,292**	**1,238,015**	**1,238,015**
SALARIES AND EMPLOYEE BENEF					
REGULAR PAY-PERMANENT	51000	995,848	1,052,143	1,112,231	1,112,231
OVERTIME PAY-PERMANENT	51005	79,079	65,992	63,700	63,700
REGULAR PAY-EXTRA HELP	51010	325,387	351,100	372,400	372,400
DIFFERENTIAL PAY	51040	49,263	54,223	65,887	65,887
OASDI-SOCIAL SECURITY	52010	106,582	112,003	120,914	120,914
PERS	52015	189,943	215,295	280,528	280,528
EMPLOYEE INSURANCE & BENEFITS	53010	253,473	241,164	250,128	250,128
UNEMPLOYMENT INSURANCE	53015	69,044	55,848	64,738	64,738
WORKERS COMPENSATION INSURANCE	54010	13,705	14,643	15,230	15,230
TOTAL SALARIES AND EMPLOYEE BENEF		**2,082,324**	**2,162,411**	**2,345,756**	**2,345,756**
SERVICES AND SUPPLIES					
TELECOM SERVICES	61220	70,047	60,515	61,200	61,200
MAINT-OFFICE EQUIPMNT-SERVICES	61725	2,081	2,607	4,150	4,150

COUNTY OF SANTA CRUZ

DETAIL OF FINANCING SOURCES AND USES
GOVERNMENTAL FUNDS
FISCAL YEAR 2019-20

BUDGET UNIT: 21/40/00 -- COUNTY CLERK/ELECTIONS
FUNCTION: GENERAL GOVERNMENT
ACTIVITY: ELECTIONS
FUND: 10-000

Detail by Revenue and Expenditure Object		2017-18 Actuals	2018-19 Actual [x] Estimated [ ]	2019-20 Recommended Budget	2019-20 Adopted by the Board of Supervisors
MEMBERSHIPS	62020	1,250	1,450	1,250	1,250
CASH SHORTAGES	62112	5	121		
DUPLICATING SERVICES	62214	25,522	-15,319	15,960	15,960
POSTAGE	62221	127,479	153,093	201,000	201,000
SUPPLIES	62223	333,138	415,677	469,500	469,665
INVENTORIABLE ITEMS <5000	62226	16,952	15,211	14,100	16,585
SOFTWARE LICENSE SERVICES	62227	63,379	55,510	26,608	46,808
DATA PROCESSING SERVICES	62325	100,397	116,795	87,194	104,035
PROF & SPECIAL SERV-OTHER	62381	255,072	187,445	212,000	229,547
LEGAL NOTICES	62420	720	790	1,000	1,000
EQUIPMENT LEASE & RENT	62500	3,760	3,760	5,439	5,439
RENTS/LEASES-STRUC IMP & GRNDS	62610	84,542	152,581	159,250	159,250
ELECTION EXPENSE-OTHER	62827	2,356	2,760		2,000
ELECTION OFFICERS	62828	117,775	132,475	160,260	160,260
SPECIAL MISC EXPENSE-SERVICES	62856	20,473			
AIR FARE	62910	88		1,650	1,650
EDUCATION & TRAINING(REPT)	62914	3,290	3,390	3,700	3,700
GAS, OIL, FUEL	62920	5			
LODGING	62922	7,647	5,031	7,655	7,655
MEALS	62924	747	260	1,800	1,800
MILEAGE	62926	4,885	5,176	5,750	5,750
TRAVEL-OTHER(NON-REPT)	62928	567	790	700	700
SERV CTR POOL VEH CHARGES	62938	268	11,279	10,000	10,000
TOTAL SERVICES AND SUPPLIES		**1,242,445**	**1,311,397**	**1,450,166**	**1,509,404**
OTHER CHARGES					
PRINCIPAL ON LEASE PURCHASES	74230	55,650	692	414,613	414,613
INTEREST ON LEASE PURCHASES	74420	3,121	14	21,822	21,822
TOTAL OTHER CHARGES		**58,771**	**706**	**436,435**	**436,435**
TOTAL EXPENDITURES/APPROPRIATIONS		**3,383,540**	**3,474,514**	**4,232,357**	**4,291,595**
NET COST		**2,786,969**	**2,109,222**	**2,994,342**	**3,053,580**

COUNTY OF SANTA CRUZ

DETAIL OF FINANCING SOURCES AND USES
GOVERNMENTAL FUNDS
FISCAL YEAR 2019-20

BUDGET UNIT: 23/00/00 -- COUNTY RECORDER
FUNCTION: PUBLIC PROTECTION
ACTIVITY: OTHER PROTECTION
FUND: 10-000

Detail by Revenue and Expenditure Object		2017-18 Actuals	2018-19 Actual [x] Estimated [ ]	2019-20 Recommended Budget	2019-20 Adopted by the Board of Supervisors
CHARGES FOR SERVICES					
VITALS RECORD COPIES	41558	125,940	128,863	125,000	125,000
RECORDERS INDEX-MF/CDS	41559	15,725	18,327	14,000	14,000
RECORDING FEES	41560	886,412	785,459	765,000	765,000
MICROGRAPHICS FEES	42018	61,528	54,149	50,000	50,000
RECORDERS IMPROVEMENT FEE	42052	429,206	318,840	250,000	250,000
SS TRUNC GC27361.D IC132320	42058		15,000	15,000	15,000
ELECTRONIC RECDG DEL GC27397.D	42059	125,871	72,429	40,000	40,000
TOTAL CHARGES FOR SERVICES		**1,644,682**	**1,393,067**	**1,259,000**	**1,259,000**
MISC. REVENUES					
NSF CHECKS	42380	-308	36	100	100
NSF CHECKS-RETURNED CHECK FEES	42381		80	200	200
OTHER REVENUE	42384	59,624	146,729	10,000	10,000
TOTAL MISC. REVENUES		**59,316**	**146,845**	**10,300**	**10,300**
OTHER FINANCING SOURCES					
INCPTN OF LSE PRCH AGRMT NCGA5	42473			3,980	3,980
TOTAL OTHER FINANCING SOURCES		**0**	**0**	**3,980**	**3,980**
OTHER GOVERNMENTAL UNIT REVENU					
MARRIAGE RCRD CPY FEE-HC10605C	42726	32	-32		
MISS PRSN DNAPC14251A DTH CRTS	42727	775			
TOTAL OTHER GOVERNMENTAL UNIT REVENU		**807**	**-32**	**0**	**0**
TOTAL REVENUE		**1,704,805**	**1,539,880**	**1,273,280**	**1,273,280**
SALARIES AND EMPLOYEE BENEF					
REGULAR PAY-PERMANENT	51000	564,992	566,190	540,638	540,638
OVERTIME PAY-PERMANENT	51005	3,081	-103		
DIFFERENTIAL PAY	51040	2,083	14,156	20,934	20,934
OASDI-SOCIAL SECURITY	52010	42,171	43,070	42,929	42,929
PERS	52015	107,854	114,824	132,986	132,986
EMPLOYEE INSURANCE & BENEFITS	53010	172,730	161,037	148,617	148,617
WORKERS COMPENSATION INSURANCE	54010	14,006	14,766	5,945	5,945
TOTAL SALARIES AND EMPLOYEE BENEF		**906,917**	**913,940**	**892,049**	**892,049**
SERVICES AND SUPPLIES					
TELECOM SERVICES	61220	27,932	27,332	31,906	31,906
MAINT-OFFICE EQUIPMNT-SERVICES	61725	109	59	1,000	1,000
MEMBERSHIPS	62020	1,110	1,265	1,400	1,400
MISCELLANEOUS EXPENSE-SERVICES	62111		66	2,750	2,750
DUPLICATING SERVICES	62214	7,024	-8,260	4,500	4,500
PC SOFTWARE PURCHASES	62219	2,705	1,707	3,000	3,000
POSTAGE	62221	11,821	8,520	10,000	10,000
SUBSCRIPTIONS/PERIODICALS	62222	2,805	4,039	2,500	2,500
SUPPLIES	62223	25,552	23,524	25,000	25,000
INVENTORIABLE ITEMS <5000	62226	19,059	3,560	10,000	10,000
COMPUTER PROF SVCS	62316	31,845	42,059		
DATA PROCESSING SERVICES	62325	76,483	88,342	93,197	93,197

COUNTY OF SANTA CRUZ

DETAIL OF FINANCING SOURCES AND USES
GOVERNMENTAL FUNDS
FISCAL YEAR 2019-20

BUDGET UNIT: 23/00/00 -- COUNTY RECORDER
FUNCTION: PUBLIC PROTECTION
ACTIVITY: OTHER PROTECTION
FUND: 10-000

Detail by Revenue and Expenditure Object		2017-18 Actuals	2018-19 Actual [x] Estimated [ ]	2019-20 Recommended Budget	2019-20 Adopted by the Board of Supervisors
MANAGEMENT SERVICES	62365	143,544	152,536	81,890	81,890
PROF & SPECIAL SERV-OTHER	62381	294,689	293,700	154,800	154,800
EQUIPMENT LEASE & RENT	62500	5,080		4,000	4,000
RENTS/LEASES-STRUC IMP & GRNDS	62610	4,614	4,578	2,500	2,500
SPECIAL MISC EXPENSE-SERVICES	62856	5,961	12,644	2,500	2,500
AIR FARE	62910	1,090	1,757	800	800
EDUCATION & TRAINING(REPT)	62914	580	724	600	600
LODGING	62922	3,668	4,414	3,000	3,000
MEALS	62924	1,447	1,435	1,100	1,100
MILEAGE	62926	1,341	1,837	1,500	1,500
TRAVEL-OTHER(NON-REPT)	62928	212	361	600	600
REGISTRATIONS (NON REPT)	62930	1,735	3,735	1,500	1,500
SERV CTR POOL VEH CHARGES	62938	529		320	320
TOTAL SERVICES AND SUPPLIES		**670,935**	**669,934**	**440,363**	**440,363**
OTHER CHARGES					
PRINCIPAL ON LEASE PURCHASES	74230	858	596	925	925
INTEREST ON LEASE PURCHASES	74420	72	24	471	471
COUNTY OVERHEAD A87/CP	75315	125,948	134,714	112,862	112,861
TOTAL OTHER CHARGES		**126,878**	**135,334**	**114,258**	**114,257**
TOTAL EXPENDITURES/APPROPRIATIONS		**1,704,730**	**1,719,208**	**1,446,670**	**1,446,669**
NET COST		**-75**	**179,328**	**173,390**	**173,389**

COUNTY OF SANTA CRUZ

DETAIL OF FINANCING SOURCES AND USES
GOVERNMENTAL FUNDS
FISCAL YEAR 2019-20

BUDGET UNIT: 24/00/00 -- COUNTY COUNSEL
FUNCTION: GENERAL GOVERNMENT
ACTIVITY: COUNSEL
FUND: 10-000

Detail by Revenue and Expenditure Object		2017-18 Actuals	2018-19 Actual [x] Estimated [ ]	2019-20 Recommended Budget	2019-20 Adopted by the Board of Supervisors
TAXES					
PENALTIES FOR DEL TAXES-SEE441	40142	3,004		1,485	1,485
REDMPTN PNLT -DELTXS-SEE 44143	40143	9,908		10,246	10,246
TOTAL TAXES		**12,912**	**0**	**11,731**	**11,731**
FINES, FORFEITURES & ASSMNTS					
CIVIL PENALTIES	40426	22,485		20,000	20,000
TOTAL FINES, FORFEITURES & ASSMNTS		**22,485**	**0**	**20,000**	**20,000**
CHARGES FOR SERVICES					
PROPERTY TAX ADMIN FEE	41206	23,537	13,207	23,538	13,207
LEGAL FEES-AT COST PLANNING	41255		125	5,000	5,000
LEGAL FEES	41256	97,774	207,075	234,854	234,854
LEGAL FEES-PROBATE ESTATES	41257	56,412	16,326	50,000	50,000
LEGAL FEES-PUBLIC WORKS	41259	129,938	135,000	135,000	135,000
SCCRDA SERVICES	41350	-5,375	875	3,300	3,300
MOBILE HOME OCCUPANCY FEE	42046	72,913	29,350	35,000	35,000
RISK MANAGEMENT SERVICES	42066	667,663	765,788	714,115	714,115
COUNTY OVERHEAD CHARGES	42105	-336,362	-67,679	-67,679	-284,321
TOTAL CHARGES FOR SERVICES		**706,500**	**1,100,067**	**1,133,128**	**906,155**
MISC. REVENUES					
OTHER REVENUE	42384	147	708	7,248	7,248
TOTAL MISC. REVENUES		**147**	**708**	**7,248**	**7,248**
TOTAL REVENUE		**742,044**	**1,100,775**	**1,172,107**	**945,134**
SALARIES AND EMPLOYEE BENEF					
REGULAR PAY-PERMANENT	51000	2,537,897	2,687,235	2,938,895	2,938,895
REGULAR PAY-EXTRA HELP	51010		24,984		
DIFFERENTIAL PAY	51040	11,139	22,216	18,765	18,765
OASDI-SOCIAL SECURITY	52010	163,340	168,661	180,319	180,319
PERS	52015	461,722	506,788	602,418	602,418
EMPLOYEE INSURANCE & BENEFITS	53010	424,684	362,675	373,049	373,049
WORKERS COMPENSATION INSURANCE	54010	18,110	19,350	24,979	24,979
OTHER BENEFITS MISC	55021	7,787	21,851	22,944	22,944
TOTAL SALARIES AND EMPLOYEE BENEF		**3,624,679**	**3,813,760**	**4,161,369**	**4,161,369**
SERVICES AND SUPPLIES					
TELECOM SERVICES	61220	22,126	21,090	21,396	21,396
MAINT-OFFICE EQUIPMNT-SERVICES	61725	1,294	2,447	1,389	1,389
MEMBERSHIPS	62020	12,903	12,915	12,903	12,903
DUPLICATING SERVICES	62214	884	-1,549	900	900
PC SOFTWARE PURCHASES	62219	3,660	3,660	3,660	3,660
POSTAGE	62221	4,300	4,209	4,300	4,300
SUPPLIES	62223	13,325	11,920	13,862	13,862
INVENTORIABLE ITEMS <5000	62226		1,455	2,357	8,912
DATA PROCESSING SERVICES	62325	51,016	51,006	56,060	56,771
PROF & SPECIAL SERV-OTHER	62381	6,174	9,903	46,185	46,185
EQUIPMENT LEASE & RENT	62500		2,220	1,402	1,402

COUNTY OF SANTA CRUZ

DETAIL OF FINANCING SOURCES AND USES
GOVERNMENTAL FUNDS
FISCAL YEAR 2019-20

BUDGET UNIT: 24/00/00 -- COUNTY COUNSEL
FUNCTION: GENERAL GOVERNMENT
ACTIVITY: COUNSEL
FUND: 10-000

Detail by Revenue and Expenditure Object		2017-18 Actuals	2018-19 Actual [x] Estimated [ ]	2019-20 Recommended Budget	2019-20 Adopted by the Board of Supervisors
RENTS/LEASES-STRUC IMP & GRNDS	62610	264	264	264	264
SPECIAL MISC EXPENSE-SUPPLIES	62857	261		261	261
SUBSCRIPTIONS BOOKS & ED MATER	62890	29,779	29,678	30,298	30,298
AIR FARE	62910		322	550	550
EDUCATION & TRAINING(REPT)	62914	9,133	7,513	13,000	13,000
LODGING	62922			500	500
MEALS	62924			250	250
MILEAGE	62926	219	47	250	250
TRAVEL-OTHER(NON-REPT)	62928	35		250	250
REGISTRATIONS (NON REPT)	62930			650	650
TOTAL SERVICES AND SUPPLIES		**155,373**	**157,100**	**210,687**	**217,953**
OTHER CHARGES					
PRINCIPAL ON LEASE PURCHASES	74230	3,089	2,240	2,904	2,904
INTEREST ON LEASE PURCHASES	74420	1,058	402	620	620
TOTAL OTHER CHARGES		**4,147**	**2,642**	**3,524**	**3,524**
INTRAFUND TRANSFERS					
INTRA-FD TRF-CO OVERHEAD	95190	-375,972	-243,672	-243,672	-1,070,491
INTRA-FUND TRF-OTHER	95225	-615,686	-735,813	-825,095	-825,095
TOTAL INTRAFUND TRANSFERS		**-991,658**	**-979,485**	**-1,068,767**	**-1,895,586**
TOTAL EXPENDITURES/APPROPRIATIONS		**2,792,541**	**2,994,017**	**3,306,813**	**2,487,260**
NET COST		**2,050,497**	**1,893,242**	**2,134,706**	**1,542,126**

COUNTY OF SANTA CRUZ

DETAIL OF FINANCING SOURCES AND USES
GOVERNMENTAL FUNDS
FISCAL YEAR 2019-20

BUDGET UNIT: 25/00/00 -- CHILD SUPPORT SERVICES DEPT
FUNCTION: PUBLIC PROTECTION
ACTIVITY: OTHER PROTECTION
FUND: 10-000

Detail by Revenue and Expenditure Object		2017-18 Actuals	2018-19 Actual [x] Estimated [ ]	2019-20 Recommended Budget	2019-20 Adopted by the Board of Supervisors
INTERGOVERNMENTAL REVENUES					
ST-SUPP ENF INCENTIVE	40548	2,422,293	2,081,692	2,281,537	2,283,099
FED-SUPP ENF ADMIN REIMB	40941	4,340,795	4,040,932	4,563,075	4,566,198
TOTAL INTERGOVERNMENTAL REVENUES		**6,763,088**	**6,122,624**	**6,844,612**	**6,849,297**
TOTAL REVENUE		**6,763,088**	**6,122,624**	**6,844,612**	**6,849,297**
SALARIES AND EMPLOYEE BENEF					
REGULAR PAY-PERMANENT	51000	3,592,274	3,246,454	3,619,457	3,619,457
DIFFERENTIAL PAY	51040	76,235	65,999	75,705	75,705
OASDI-SOCIAL SECURITY	52010	269,231	236,975	271,123	271,123
PERS	52015	685,698	672,961	874,403	874,403
EMPLOYEE INSURANCE & BENEFITS	53010	920,079	888,481	878,782	878,782
UNEMPLOYMENT INSURANCE	53015	5,837	3,695	3,966	3,966
WORKERS COMPENSATION INSURANCE	54010	265,328	223,052	216,439	216,439
TOTAL SALARIES AND EMPLOYEE BENEF		**5,814,682**	**5,337,617**	**5,939,875**	**5,939,875**
SERVICES AND SUPPLIES					
TELECOM SERVICES	61220	40,391	44,510	43,000	43,000
TELEPHONE-NON TELECOM 1099	61221			300	300
JANITORIAL SERVICES	61412	40,500	40,500	40,500	40,500
MAINT-OFFICE EQUIPMNT-SERVICES	61725			400	400
MAINT-BLDNG MODIFICATION-SERV	61815	100		1,000	1,000
FACILITIES MAINT-GENERAL-SERV	61835	10,697	17,571	14,000	14,000
EMPL CERTIFICATES & LICENSES	62010	1,307	1,538	2,000	2,000
MEMBERSHIPS	62020	10,350	36	11,500	11,500
DUPLICATING SERVICES	62214	858	189	2,000	2,000
MISC NONINVENTORIABLE ITEMS	62217		62	1,590	1,590
PAPER	62218	2,492	2,791	3,000	3,000
PHOTO COPY/PRINTER SUPPLIES	62220	2,101	1,669	3,000	3,000
POSTAGE	62221	23,257	1,260	13,260	13,260
SUPPLIES	62223	11,159	13,587	25,000	25,000
INVENTORIABLE ITEMS <5000	62226	32,391	4,080	9,339	14,026
SOFTWARE LICENSE SERVICES	62227	2,320		2,000	2,000
ACCOUNTING AND AUDITING FEES	62301	1,250	1,224	2,500	2,500
BANKING SERVICES	62310	310	24	300	300
COURT REPORTER	62320	833	669	2,500	2,500
DATA PROCESSING SERVICES	62325	141,245	144,111	150,000	150,000
LAB & DIAGNOSTIC SVCS-OUTSIDE	62357	1,824	1,900	500	500
LEGAL SERVICES	62360	4,122	3,276	7,000	7,000
PROF & SPECIAL SERV-OTHER	62381	86,336	7,150	2,911	2,911
SHERIFF SERVICES	62393	12,680	10,715	15,000	15,000
LEGAL NOTICES	62420	214	39	200	200
EQUIPMENT LEASE & RENT	62500	2,564	3,659	2,700	2,700
RENTS/LEASES-STRUC IMP & GRNDS	62610	230,340	236,460	236,400	236,400
EDUCATION AND/OR TRAINING	62826	398	134	16,000	16,000
SPECIAL MISC EXPENSE-SERVICES	62856	306	2,096	500	500

COUNTY OF SANTA CRUZ

DETAIL OF FINANCING SOURCES AND USES
GOVERNMENTAL FUNDS
FISCAL YEAR 2019-20

BUDGET UNIT: 25/00/00 -- CHILD SUPPORT SERVICES DEPT
FUNCTION: PUBLIC PROTECTION
ACTIVITY: OTHER PROTECTION
FUND: 10-000

Detail by Revenue and Expenditure Object		2017-18 Actuals	2018-19 Actual [x] Estimated [ ]	2019-20 Recommended Budget	2019-20 Adopted by the Board of Supervisors
SPECIAL MISC EXPENSE-SUPPLIES	62857	98	1,562	750	750
SECURITY SERVICES	62880	9,599	10,065	5,400	5,400
SUBSCRIPTIONS BOOKS & ED MATER	62890	11,579	13,161	13,000	13,000
AIR FARE	62910	1,647	1,086	6,200	6,200
EDUCATION & TRAINING(REPT)	62914		645		
GAS, OIL, FUEL	62920	86	69	100	100
LODGING	62922	7,814	6,681	5,000	5,000
MEALS	62924	2,735	2,961	1,400	1,400
MILEAGE	62926	3,287	3,635	2,000	2,000
TRAVEL-OTHER(NON-REPT)	62928	1,942	1,840	1,000	1,000
REGISTRATIONS (NON REPT)	62930	5,659	5,047	2,500	2,500
SERVICE CENTER CHARGES	62935	1,582	4,920	2,800	2,800
UTILITIES	63070	26,527	15,058	34,000	34,000
WATER	63080	6,441	9,132	7,600	7,600
OUTSIDE HOSPITAL EXPENSE	64027	9,560	9,510	10,700	10,700
TOTAL SERVICES AND SUPPLIES		**748,901**	**624,622**	**700,850**	**705,537**
OTHER CHARGES					
COUNTY OVERHEAD A87/CP	75315	199,510	160,384	203,887	203,885
TOTAL OTHER CHARGES		**199,510**	**160,384**	**203,887**	**203,885**
TOTAL EXPENDITURES/APPROPRIATIONS		**6,763,093**	**6,122,623**	**6,844,612**	**6,849,297**
NET COST		**5**	**-1**	**0**	**0**

COUNTY OF SANTA CRUZ

DETAIL OF FINANCING SOURCES AND USES
GOVERNMENTAL FUNDS
FISCAL YEAR 2019-20

BUDGET UNIT: 27/00/00 -- DISTRICT ATTORNEY/PUBLIC ADMIN
FUNCTION: PUBLIC PROTECTION
ACTIVITY: JUDICIAL
FUND: 10-000

Detail by Revenue and Expenditure Object		2017-18 Actuals	2018-19 Actual [x] Estimated [ ]	2019-20 Recommended Budget	2019-20 Adopted by the Board of Supervisors
FINES, FORFEITURES & ASSMNTS					
DRUG FORFEITURE PROCEEDS	40414	42,566	38,078	30,000	36,411
TOTAL FINES, FORFEITURES & ASSMNTS		**42,566**	**38,078**	**30,000**	**36,411**
INTERGOVERNMENTAL REVENUES					
ST AID-PROP 172 FR FD72406	40495	2,615,044	2,744,570	2,696,067	2,753,702
ST-STATE SUBVENTION GRANT	40786	37,784	209,247	200,000	200,000
ST-AUTO INSURANCE FRAUD	40845	17,650	39,662	50,000	50,000
ST-MANDATED COST REIMBURSEMENT	40872	53,952	125,737	50,000	50,000
ST-SPP LW ENFRC SV SLESA/SLESF	40883	108,235	117,410	116,379	163,379
ST-VICTIM COMPENSATION PROG	40889	168,883	76,328	80,000	80,000
ST-WORKERS COMP INSUR FRAUD	40891	52,890	157,042	50,000	50,000
ST-OTHER	40894	70,630	92,216	210,000	210,000
ST-AB109 PROGRAM	40901	117,613	101,032	111,000	111,000
FED-DA VICTIMS SERVICES	41136	771,413	956,129	1,204,036	1,204,036
CONTR FR OTHER GOVT AGENCIES	41150	168,194	159,970	252,032	252,032
TOTAL INTERGOVERNMENTAL REVENUES		**4,182,288**	**4,779,343**	**5,019,514**	**5,124,149**
CHARGES FOR SERVICES					
ESTATE FEES	41500	55,936	22,030	35,000	35,000
CONSUMER FRAUD PENALTY	41524	1,291,838	1,443,791	1,715,686	1,698,185
COPY CHARGES	42020	9,131	8,120	5,000	5,000
REAL ESTATE FRAUD FEE	42054	80,705	65,402	75,000	75,000
VEHICLE REG FEES - VC9250-14	42067	166,518	182,975	180,487	180,487
TOTAL CHARGES FOR SERVICES		**1,604,128**	**1,722,318**	**2,011,173**	**1,993,672**
MISC. REVENUES					
CONTRIBUTIONS AND DONATIONS	42372	41,255	-407		
OTHER REVENUE	42384	19,851	1,647		
UNCLAIMED MONEY-ESCHEATED	42390	136			
TOTAL MISC. REVENUES		**61,242**	**1,240**	**0**	**0**
TOTAL REVENUE		**5,890,224**	**6,540,979**	**7,060,687**	**7,154,232**
SALARIES AND EMPLOYEE BENEF					
REGULAR PAY-PERMANENT	51000	9,735,483	10,804,295	12,089,181	12,089,181
OVERTIME PAY-PERMANENT	51005	172,569	147,801	120,647	120,647
REGULAR PAY-EXTRA HELP	51010	204,626	377,010	235,315	235,315
DIFFERENTIAL PAY	51040	213,436	279,283	352,957	352,957
OASDI-SOCIAL SECURITY	52010	588,695	632,859	724,100	724,100
PERS	52015	1,932,385	2,267,847	2,992,515	2,992,515
EMPLOYEE INSURANCE & BENEFITS	53010	1,586,251	1,629,260	1,729,883	1,729,883
UNEMPLOYMENT INSURANCE	53015	11,642	4,518	6,513	6,513
WORKERS COMPENSATION INSURANCE	54010	160,333	156,509	185,584	185,584
OTHER BENEFITS MISC	55021	9,664	16,102	42,470	42,470
TOTAL SALARIES AND EMPLOYEE BENEF		**14,615,084**	**16,315,484**	**18,479,165**	**18,479,165**
SERVICES AND SUPPLIES					
POLICE SAFETY EQUIP-REPLACE	61115	9,246	24,498	15,000	15,000
RADIO	61215	70,669	36,152	46,903	46,903

COUNTY OF SANTA CRUZ

DETAIL OF FINANCING SOURCES AND USES
GOVERNMENTAL FUNDS
FISCAL YEAR 2019-20

BUDGET UNIT: 27/00/00 -- DISTRICT ATTORNEY/PUBLIC ADMIN
FUNCTION: PUBLIC PROTECTION
ACTIVITY: JUDICIAL
FUND: 10-000

Detail by Revenue and Expenditure Object		2017-18 Actuals	2018-19 Actual [x] Estimated [ ]	2019-20 Recommended Budget	2019-20 Adopted by the Board of Supervisors
TELECOM SERVICES	61220	154,184	148,304	157,108	157,108
JURY AND WITNESS EXP-TYPE 3	61610	15,016	35,309	31,000	31,000
MAINT-DATA PROCESS EQMT-SERV	61717	126,019	96,993	102,813	102,813
MAINT-OFFICE EQUIPMNT-SERVICES	61725	2,600	24,256	27,000	27,000
MEMBERSHIPS	62020	28,741	31,411	33,200	33,200
DUPLICATING SERVICES	62214	12,568	-1,560	8,800	8,800
PC SOFTWARE PURCHASES	62219	30,104	89,461	37,054	43,899
POSTAGE	62221	15,294	15,603	12,850	12,850
SUPPLIES	62223	113,212	92,760	167,400	223,368
INVENTORIABLE ITEMS <5000	62226	53,170	158,476	10,000	10,000
ACCOUNTING AND AUDITING FEES	62301	3,314	5,235	5,140	5,140
DATA PROCESSING SERVICES	62325	408,460	353,963	317,320	371,498
DATA PROCESSING PRINTING	62326			2,100	2,100
DPW SERVICES-GENERAL MONEY	62330		807		
PROF & SPECIAL SERV-OTHER	62381	628,510	477,836	407,866	410,964
LEGAL NOTICES	62420	-1,083	227	700	700
EQUIPMENT LEASE & RENT	62500	19,851	19,617	20,000	20,000
RENTS/LEASES-STRUC IMP & GRNDS	62610	160,175	155,078	196,924	198,149
ADVERTISING & PROMOTION SUPP	62801	38			
DISTRICT ATTORNEY SPECIAL	62821	12,599	13,442	15,000	15,000
PHOTO SUPPLIES	62865	505	582	500	500
SUBSCRIPTIONS BOOKS & ED MATER	62890	22,178	21,437	13,400	13,400
TRAINING AMMUNITION	62892	6,318	9,398	10,000	10,000
AIR FARE	62910	22,049	16,521	14,000	14,000
AUTO RENTALS	62912	1,295	551	1,300	1,300
GAS, OIL, FUEL	62920	16			
LODGING	62922	44,232	39,372	32,000	32,000
MEALS	62924	23,159	18,705	16,500	16,500
MILEAGE	62926	10,234	6,405	8,500	8,500
TRAVEL-OTHER(NON-REPT)	62928	8,852	5,206	4,000	4,000
REGISTRATIONS (NON REPT)	62930	29,284	24,295	27,000	27,000
SERVICE CENTER CHARGES	62935	104,161	84,950	92,000	94,552
SERVICE CENTER REPLCMT INCRMNT	62936	26,981	41,159	41,159	51,275
SERVICE CENTER DEPREC CHG	62937	56,210	85,748	85,748	113,373
SERV CTR POOL VEH CHARGES	62938	1,336	2,187	1,000	1,000
UTILITIES	63070	6,028	6,043	6,150	6,150
TOTAL SERVICES AND SUPPLIES		**2,225,525**	**2,140,427**	**1,967,435**	**2,129,042**
OTHER CHARGES					
VICTIM COMPENSATION EXPENSE	74090	168,883	76,328	80,000	80,000
SPECIAL WITNESS EXPENSE	74091	81,954	98,755	210,000	210,000
CONTRIB TO TRUST/AGENCY FUND	75233		78,897	122,185	122,185
COUNTY OVERHEAD GRANTS	75316	26,486	19,090	7,000	7,000
TOTAL OTHER CHARGES		**277,323**	**273,070**	**419,185**	**419,185**
OTHER FINANCING USES					

COUNTY OF SANTA CRUZ

DETAIL OF FINANCING SOURCES AND USES
GOVERNMENTAL FUNDS
FISCAL YEAR 2019-20

BUDGET UNIT: 27/00/00 -- DISTRICT ATTORNEY/PUBLIC ADMIN
FUNCTION: PUBLIC PROTECTION
ACTIVITY: JUDICIAL
FUND: 10-000

Detail by Revenue and Expenditure Object		2017-18 Actuals	2018-19 Actual [x] Estimated [ ]	2019-20 Recommended Budget	2019-20 Adopted by the Board of Supervisors
OPERATING TRANSFERS OUT	90000	41,255			
TOTAL OTHER FINANCING USES		**41,255**	**0**	**0**	**0**
INTRAFUND TRANSFERS					
INTRA-FUND TRF-MANAGEMNT SERVS	95220		-198,666	-293,807	-293,807
INTRA-FUND TRF-OTHER	95225	-66,629	-213,983	-255,372	-255,372
INTRA-FUND TRF-WLF FRAUD REIMB	95235	-14,402	-13,850	-13,000	-13,000
TOTAL INTRAFUND TRANSFERS		**-81,031**	**-426,499**	**-562,179**	**-562,179**
TOTAL EXPENDITURES/APPROPRIATIONS		**17,078,156**	**18,302,482**	**20,303,606**	**20,465,213**
NET COST		**11,187,932**	**11,761,503**	**13,242,919**	**13,310,981**

COUNTY OF SANTA CRUZ

DETAIL OF FINANCING SOURCES AND USES
GOVERNMENTAL FUNDS
FISCAL YEAR 2019-20

BUDGET UNIT: 30/20/00 -- EMERGENCY SERVICES/OFFICE OF EMERGENCY SERVICES (
FUNCTION: PUBLIC PROTECTION
ACTIVITY: OTHER PROTECTION
FUND: 10-000

Detail by Revenue and Expenditure Object		2017-18 Actuals	2018-19 Actual [x] Estimated [ ]	2019-20 Recommended Budget	2019-20 Adopted by the Board of Supervisors
INTERGOVERNMENTAL REVENUES					
ST-CIVIL DEFENSE ADMIN	40752	206,009	180,870	180,870	180,870
AID OTH GV-ANTI TERR APPR AUTH	41163	80,945			
TOTAL INTERGOVERNMENTAL REVENUES		**286,954**	**180,870**	**180,870**	**180,870**
CHARGES FOR SERVICES					
MANAGEMENT SERVICES	42042		22,770	22,770	22,770
OTHER CHARGES CURRENT SERVICES	42047	13,608	17,406	23,569	23,569
TOTAL CHARGES FOR SERVICES		**13,608**	**40,176**	**46,339**	**46,339**
TOTAL REVENUE		**300,562**	**221,046**	**227,209**	**227,209**
SALARIES AND EMPLOYEE BENEF					
REGULAR PAY-PERMANENT	51000	171,856	185,873	197,708	197,708
REGULAR PAY-EXTRA HELP	51010	14			
DIFFERENTIAL PAY	51040	1			
OASDI-SOCIAL SECURITY	52010	12,980	13,960	15,124	15,124
PERS	52015	30,603	38,103	46,092	46,092
EMPLOYEE INSURANCE & BENEFITS	53010	18,125	17,975	19,123	19,123
WORKERS COMPENSATION INSURANCE	54010	1,468	1,569	2,176	2,176
TOTAL SALARIES AND EMPLOYEE BENEF		**235,047**	**257,480**	**280,223**	**280,223**
SERVICES AND SUPPLIES					
RADIO	61215	16,643	12,202	16,643	16,643
TELECOM SERVICES	61220	24,211	25,636	26,000	26,000
TELEPHONE-NON TELECOM 1099	61221	4,371	5,209	5,292	5,292
MAINT-OFFICE EQUIPMNT-SERVICES	61725	269	291	400	400
MEMBERSHIPS	62020	75	130	350	350
DUPLICATING SERVICES	62214	29	-46		
PC SOFTWARE PURCHASES	62219	5,155	6,222	9,374	9,374
POSTAGE	62221	164	176	150	150
SUPPLIES	62223	23,893	1,501	1,000	1,000
INVENTORIABLE ITEMS <5000	62226	16,220	56,253	9,270	9,270
ACCOUNTING AND AUDITING FEES	62301		40		
CUSTODIAL SERVICES	62321			11,352	11,352
DATA PROCESSING SERVICES	62325	74,780	91,500	65,856	91,728
MANAGEMENT SERVICES	62365	84,605	84,814	102,396	102,396
PROF & SPECIAL SERV-OTHER	62381	22,601	28,000	28,000	48,000
RENTS/LEASES-STRUC IMP & GRNDS	62610	180	180		
SPECIAL MISC EXPENSE-SERVICES	62856	135,368	31,345	23,000	23,000
SPECIAL MISC EXPENSE-SUPPLIES	62857	1,492	3,630		
AIR FARE	62910		122		
EDUCATION & TRAINING(REPT)	62914	-118			
GAS, OIL, FUEL	62920		15		
LODGING	62922	2,423	1,260	600	600
MEALS	62924	1,659	303	250	250
MILEAGE	62926	247	61	75	75
TRAVEL-OTHER(NON-REPT)	62928	126	254	250	250

COUNTY OF SANTA CRUZ

DETAIL OF FINANCING SOURCES AND USES
GOVERNMENTAL FUNDS
FISCAL YEAR 2019-20

BUDGET UNIT: 30/20/00 -- EMERGENCY SERVICES/OFFICE OF EMERGENCY SERVICES (
FUNCTION: PUBLIC PROTECTION
ACTIVITY: OTHER PROTECTION
FUND: 10-000

Detail by Revenue and Expenditure Object		2017-18 Actuals	2018-19 Actual [x] Estimated [ ]	2019-20 Recommended Budget	2019-20 Adopted by the Board of Supervisors
REGISTRATIONS (NON REPT)	62930		649	700	700
SERVICE CENTER CHARGES	62935	2,121	-220	350	660
SERV CTR POOL VEH CHARGES	62938	2,452	959	500	500
TOTAL SERVICES AND SUPPLIES		**418,966**	**350,486**	**301,808**	**347,990**
TOTAL EXPENDITURES/APPROPRIATIONS		**654,013**	**607,966**	**582,031**	**628,213**
NET COST		**353,451**	**386,920**	**354,822**	**401,004**

COUNTY OF SANTA CRUZ

DETAIL OF FINANCING SOURCES AND USES
GOVERNMENTAL FUNDS
FISCAL YEAR 2019-20

BUDGET UNIT: 30/30/00 -- EMERGENCY SERVICES/COMMUNICATIONS
FUNCTION: GENERAL GOVERNMENT
ACTIVITY: COMMUNICATIONS
FUND: 10-000

Detail by Revenue and Expenditure Object		2017-18 Actuals	2018-19 Actual [x] Estimated [ ]	2019-20 Recommended Budget	2019-20 Adopted by the Board of Supervisors
CHARGES FOR SERVICES					
OTHER CHARGES CURRENT SERVICES	42047	755,000	800,000	685,000	685,000
TOTAL CHARGES FOR SERVICES		**755,000**	**800,000**	**685,000**	**685,000**
TOTAL REVENUE		**755,000**	**800,000**	**685,000**	**685,000**
SERVICES AND SUPPLIES					
911 DISPATCH SERVICES	62328	1,259,475	1,379,330	1,306,859	1,774,662
SPECIAL MISC EXPENSE-SERVICES	62856			100,760	100,760
TOTAL SERVICES AND SUPPLIES		**1,259,475**	**1,379,330**	**1,407,619**	**1,875,422**
OTHER CHARGES					
CONTRB TO OTHERS DEBT SERVICE	75226	258,824	258,800	258,824	287,600
TOTAL OTHER CHARGES		**258,824**	**258,800**	**258,824**	**287,600**
TOTAL EXPENDITURES/APPROPRIATIONS		**1,518,299**	**1,638,130**	**1,666,443**	**2,163,022**
NET COST		**763,299**	**838,130**	**981,443**	**1,478,022**

COUNTY OF SANTA CRUZ

DETAIL OF FINANCING SOURCES AND USES
GOVERNMENTAL FUNDS
FISCAL YEAR 2019-20

BUDGET UNIT: 30/40/00 -- EMERGENCY SERVICES/COUNTY FIRE SERVICE (GSD)
FUNCTION: PUBLIC PROTECTION
ACTIVITY: FIRE PROTECTION
FUND: 26-105

Detail by Revenue and Expenditure Object		2017-18 Actuals	2018-19 Actual [x] Estimated [ ]	2019-20 Recommended Budget	2019-20 Adopted by the Board of Supervisors
TAXES					
PROPERTY TAX-CURRENT SEC-GEN	40100	2,148,979	2,286,483	2,316,811	2,316,811
PROPERTY TAX-CURRENT UNSEC-GEN	40110	42,040	46,225	43,488	43,488
PROPERTY TAX-PRIOR UNSEC-GEN	40130	2,409	3,969		
PENALTIES FOR DEL TAXES-SEE441	40142	225			
REDMPTN PNLT -DELTXS-SEE 44143	40143	444			
SUPP PROP TAX-CURRENT SEC	40150	37,831	53,047	22,429	22,429
SUPP PROP TAX-CURRENT UNSEC	40151	704	2,345		
SUPP PROP TAX-PRIOR SEC	40160	1,849	935		
SUPP PROP TAX-PRIOR UNSEC	40161	420	582		
IN-LIEU TAXES OTHER	40197	1,482	699		
TOTAL TAXES		**2,236,383**	**2,394,285**	**2,382,728**	**2,382,728**
FINES, FORFEITURES & ASSMNTS					
PENALTIES FOR DELINQUENT TAXES	44142		137		
REDMPTN PNLTIES FOR DELINQ TXS	44143		213		
TOTAL FINES, FORFEITURES & ASSMNTS		**0**	**350**	**0**	**0**
REV FROM USE OF MONEY & PROP					
INTEREST	40430	58,117	122,555	87,001	87,001
TOTAL REV FROM USE OF MONEY & PROP		**58,117**	**122,555**	**87,001**	**87,001**
INTERGOVERNMENTAL REVENUES					
ST AID-PROP 172 FR FD72406	40495	86,739	87,814	92,788	92,788
ST-HOMEOWNERS' PROP TAX RELIEF	40830	13,504	13,532	8,525	8,525
ST-OTHR TAX RELIEF SUBVENTIONS	40852	1,498	2,005	1,756	1,756
FED-MISC GRANTS	41095	10,339	19,491	600,000	600,000
TOTAL INTERGOVERNMENTAL REVENUES		**112,080**	**122,842**	**703,069**	**703,069**
CHARGES FOR SERVICES					
INSPECTION CHARGES	41304	22,223	36,811	34,099	34,099
PERMIT PROCESSING FEES	41576	34,668	34,193	29,180	29,180
OTHER ENVIRONMENTAL SERVICES	41618	69,232	72,000	87,000	87,000
COST RECOVERY-OTHER	42022	263,157	174,942	60,000	60,000
FIRE PROTECTION SERVICES	42030	1,150,256	1,195,678	1,242,957	1,242,957
MANAGEMENT SERVICES	42042	10,000		10,000	10,000
OTHER CHARGES CURRENT SERVICES	42047		467		
TOTAL CHARGES FOR SERVICES		**1,549,536**	**1,514,091**	**1,463,236**	**1,463,236**
MISC. REVENUES					
INSURANCE PROCEEDS	42375		11,034		
NSF CHECKS	42380		-330		
TOTAL MISC. REVENUES		**0**	**10,704**	**0**	**0**
OTHER FINANCING SOURCES					
OPERATING TRANSFER IN	42462		3,776		
TOTAL OTHER FINANCING SOURCES		**0**	**3,776**	**0**	**0**
TOTAL REVENUE		**3,956,116**	**4,168,603**	**4,636,034**	**4,636,034**
SALARIES AND EMPLOYEE BENEF					
REGULAR PAY-EXTRA HELP	51010	70,970	73,834	102,500	102,500

COUNTY OF SANTA CRUZ

DETAIL OF FINANCING SOURCES AND USES
GOVERNMENTAL FUNDS
FISCAL YEAR 2019-20

BUDGET UNIT: 30/40/00 -- EMERGENCY SERVICES/COUNTY FIRE SERVICE (GSD)
FUNCTION: PUBLIC PROTECTION
ACTIVITY: FIRE PROTECTION
FUND: 26-105

Detail by Revenue and Expenditure Object		2017-18 Actuals	2018-19 Actual [x] Estimated [ ]	2019-20 Recommended Budget	2019-20 Adopted by the Board of Supervisors
WORKERS COMPENSATION INSURANCE	54010	8,364	25,282	27,970	27,970
TOTAL SALARIES AND EMPLOYEE BENEF		**79,334**	**99,116**	**130,470**	**130,470**
SERVICES AND SUPPLIES					
CLOTHING & PERSONAL SUPPLIES	61110	155,920	101,660	92,200	92,200
RADIO	61215	2,336	28,920	9,500	9,733
TELECOM SERVICES	61220	92	17	20	20
TELEPHONE-NON TELECOM 1099	61221	7,314	7,645	11,895	11,895
OTHER HOUSEHOLD EXP-SERVICES	61425	64	300		
OTHER INSURANCE	61535	46,121	54,682	55,123	55,123
MAINT-MOBILE EQUIPMENT-SERV	61720	162,194	158,109	112,500	294,484
MAINT-STRUCT/IMPS/GRDS-OTH-SRV	61845	66,686	81,856	70,600	70,600
MEDICAL, DENTAL & LAB SUPPLIES	61920	18,569	35,221	76,000	76,000
MEMBERSHIPS	62020	2,459	286	2,825	2,825
DUPLICATING SERVICES	62214		71	200	200
PC SOFTWARE PURCHASES	62219	358	1,021	8,700	8,700
POSTAGE	62221			50	50
SUPPLIES	62223	7,915	11,759	6,000	6,000
INVENTORIABLE ITEMS <5000	62226	41,125	25,222	659,485	659,485
ACCOUNTING AND AUDITING FEES	62301	19,624	21,094	25,500	25,500
DATA PROCESSING SERVICES	62325	4,464	5,880	11,835	11,835
MEDICAL SERVICES	62366	17,245	17,133	45,375	45,375
PLANNING SERVICES	62376		295		
PROF & SPECIAL SERV-OTHER	62381	1,734,619	1,900,089	3,421,612	3,430,915
LEGAL NOTICES	62420		944	600	600
SMALL TOOLS & INSTRUMENTS	62715	4,079	67,153	87,000	87,000
MANAGEMENT CHARGES	62855	19,250	43,875	25,000	25,000
SPECIAL MISC EXPENSE-SERVICES	62856	11,527	12,835	28,000	28,000
REFUND OF PRIOR YEAR REVENUE	62874		-229		
SPEC DIST EXP-SERVICES	62888	25,064	52,659	68,099	68,099
SUBSCRIPTIONS BOOKS & ED MATER	62890	95	1,402	3,930	3,930
EDUCATION & TRAINING(REPT)	62914	18,571	14,499	38,795	38,795
GAS, OIL, FUEL	62920	2,128	4,548	2,500	2,500
SERVICE CENTER CHARGES	62935	14,633	6,029	7,500	7,500
SERVICE CENTER REPLCMT INCRMNT	62936	387	387	600	600
SERVICE CENTER DEPREC CHG	62937	5,172	5,172	5,172	5,172
UTILITIES	63070	23,089	23,974	23,300	23,300
TOTAL SERVICES AND SUPPLIES		**2,411,100**	**2,684,508**	**4,899,916**	**5,091,436**
OTHER CHARGES					
TAXES AND LICENSES	74850	9	9	10	10
CONTRIB TO OTHER AGENCIES-OTH	75230	109,816	112,147	118,388	118,388
OTHER CHARGES-OTHER	75268	69,232	72,000	87,000	159,000
COUNTY OVERHEAD A87/CP	75315	18,659	46,097	18,469	18,469
TOTAL OTHER CHARGES		**197,716**	**230,253**	**223,867**	**295,867**
FIXED ASSETS					

COUNTY OF SANTA CRUZ

DETAIL OF FINANCING SOURCES AND USES
GOVERNMENTAL FUNDS
FISCAL YEAR 2019-20

BUDGET UNIT: 30/40/00 -- EMERGENCY SERVICES/COUNTY FIRE SERVICE (GSD)
FUNCTION: PUBLIC PROTECTION
ACTIVITY: FIRE PROTECTION
FUND: 26-105

Detail by Revenue and Expenditure Object		2017-18 Actuals	2018-19 Actual [x] Estimated [ ]	2019-20 Recommended Budget	2019-20 Adopted by the Board of Supervisors
BUILDINGS AND IMPROVEMENTS	86110			100,000	100,000
EQUIPMENT	86204			98,000	129,000
MOBILE EQUIPMENT	86209	54,711	412,835	675,000	1,100,000
TOTAL FIXED ASSETS		**54,711**	**412,835**	**873,000**	**1,329,000**
APPROP FOR CONTINGENCIES					
APPROP FOR CONTINGENCIES	98700			200,000	200,000
TOTAL APPROP FOR CONTINGENCIES		**0**	**0**	**200,000**	**200,000**
TOTAL EXPENDITURES/APPROPRIATIONS		**2,742,861**	**3,426,712**	**6,327,253**	**7,046,773**
NET COST		**-1,213,255**	**-741,891**	**1,691,219**	**2,410,739**

COUNTY OF SANTA CRUZ

DETAIL OF FINANCING SOURCES AND USES
GOVERNMENTAL FUNDS
FISCAL YEAR 2019-20

BUDGET UNIT: 33/10/00 -- GENERAL SERVICES/ADMINISTRATION
FUNCTION: GENERAL GOVERNMENT
ACTIVITY: OTHER GENERAL
FUND: 10-000

Detail by Revenue and Expenditure Object		2017-18 Actuals	2018-19 Actual [x] Estimated [ ]	2019-20 Recommended Budget	2019-20 Adopted by the Board of Supervisors
CHARGES FOR SERVICES					
MANAGEMENT SERVICES	42042	188,587	190,496	255,034	255,034
OTHER CHARGES CURRENT SERVICES	42047	14,739	17,955	11,462	11,462
COUNTY OVERHEAD CHARGES	42105	90,541	80,523	80,523	-52,209
TOTAL CHARGES FOR SERVICES		**293,867**	**288,974**	**347,019**	**214,287**
MISC. REVENUES					
NSF CHECKS	42380	-119	-630		
OTHER REVENUE	42384	212			
TOTAL MISC. REVENUES		**93**	**-630**	**0**	**0**
TOTAL REVENUE		**293,960**	**288,344**	**347,019**	**214,287**
SALARIES AND EMPLOYEE BENEF					
REGULAR PAY-PERMANENT	51000	553,233	567,520	755,637	755,637
REGULAR PAY-EXTRA HELP	51010	21,651			
DIFFERENTIAL PAY	51040	14,845	6,037		
OASDI-SOCIAL SECURITY	52010	36,940	37,667	51,961	51,961
PERS	52015	92,633	117,239	172,241	172,241
EMPLOYEE INSURANCE & BENEFITS	53010	94,676	121,226	137,065	137,065
UNEMPLOYMENT INSURANCE	53015	-478	63	611	611
WORKERS COMPENSATION INSURANCE	54010	348,048	370,293	406,957	406,957
TOTAL SALARIES AND EMPLOYEE BENEF		**1,161,548**	**1,220,045**	**1,524,472**	**1,524,472**
SERVICES AND SUPPLIES					
TELECOM SERVICES	61220	11,061	11,095	11,400	11,400
TELEPHONE-NON TELECOM 1099	61221	1,271	1,355	1,380	1,380
FOOD	61310	334			
OTHER INSURANCE	61535	11,655	11,462	11,462	11,462
MAINT-OFFICE EQUIPMNT-SERVICES	61725	800	1,394	2,460	2,460
MEMBERSHIPS	62020		150	150	150
DUPLICATING SERVICES	62214	648	398	150	150
PC SOFTWARE PURCHASES	62219	1,963	1,463	1,308	1,308
POSTAGE	62221	148	99	75	75
SUPPLIES	62223	6,837	4,931	6,000	6,000
INVENTORIABLE ITEMS <5000	62226	736	1,881		
DATA PROCESSING SERVICES	62325	27,860	48,315	23,520	28,939
LEGAL NOTICES	62420		1,050		
RENTS/LEASES-STRUC IMP & GRNDS	62610	480	516	656	656
SUBSCRIPTIONS BOOKS & ED MATER	62890		1,445		
EDUCATION & TRAINING(REPT)	62914		645		
LODGING	62922	476			
MEALS	62924	159			
MILEAGE	62926	1,251			
TRAVEL-OTHER(NON-REPT)	62928	107			
REGISTRATIONS (NON REPT)	62930		250		
SERVICE CENTER CHARGES	62935	23			
SERV CTR POOL VEH CHARGES	62938	332			

COUNTY OF SANTA CRUZ

DETAIL OF FINANCING SOURCES AND USES
GOVERNMENTAL FUNDS
FISCAL YEAR 2019-20

BUDGET UNIT: 33/10/00 -- GENERAL SERVICES/ADMINISTRATION
FUNCTION: GENERAL GOVERNMENT
ACTIVITY: OTHER GENERAL
FUND: 10-000

Detail by Revenue and Expenditure Object		2017-18 Actuals	2018-19 Actual [x] Estimated [ ]	2019-20 Recommended Budget	2019-20 Adopted by the Board of Supervisors
TOTAL SERVICES AND SUPPLIES		**66,141**	**86,449**	**58,561**	**63,980**
OTHER CHARGES					
PRINCIPAL ON LEASE PURCHASES	74230	4,046		3,399	3,422
INTEREST ON LEASE PURCHASES	74420	286		1,727	1,666
TOTAL OTHER CHARGES		**4,332**	**0**	**5,126**	**5,088**
INTRAFUND TRANSFERS					
INTRA-FUND TRF-MANAGEMNT SERVS	95220	-1,073,700	-1,124,411	-1,244,547	-1,244,547
TOTAL INTRAFUND TRANSFERS		**-1,073,700**	**-1,124,411**	**-1,244,547**	**-1,244,547**
TOTAL EXPENDITURES/APPROPRIATIONS		**158,321**	**182,083**	**343,612**	**348,993**
NET COST		**-135,639**	**-106,261**	**-3,407**	**134,706**

COUNTY OF SANTA CRUZ

DETAIL OF FINANCING SOURCES AND USES
GOVERNMENTAL FUNDS
FISCAL YEAR 2019-20

BUDGET UNIT: 33/30/00 -- GENERAL SERVICES/FACILITIES MANAGEMENT
FUNCTION: GENERAL GOVERNMENT
ACTIVITY: OTHER GENERAL
FUND: 10-000

Detail by Revenue and Expenditure Object		2017-18 Actuals	2018-19 Actual [x] Estimated [ ]	2019-20 Recommended Budget	2019-20 Adopted by the Board of Supervisors
REV FROM USE OF MONEY & PROP					
RENTS & CONCESSIONS	40440	68,335	72,108	73,620	73,620
TOTAL REV FROM USE OF MONEY & PROP		**68,335**	**72,108**	**73,620**	**73,620**
INTERGOVERNMENTAL REVENUES					
AID FRM OTH GV-DSTRCTS/JPA/PFA	41158	515,000	427		
TOTAL INTERGOVERNMENTAL REVENUES		**515,000**	**427**	**0**	**0**
CHARGES FOR SERVICES					
FOOD SERVICE	42031	16,876	11,316	18,550	18,550
OTHER CHARGES CURRENT SERVICES	42047	320,166	337,111	244,469	244,469
PARKING & BIKE LOCKER FEES	42050	75,861	80,023	105,000	105,000
COUNTY OVERHEAD CHARGES	42105	985,026	780,082	780,082	290,307
CUSTODIAN SERVICES	42106	246,307	261,677	262,500	262,500
REPAIR & MAINTENANCE SERVICES	42118	69,060	86,628	94,000	94,000
UTILITIES	42126	3,344	3,811	4,000	4,000
TOTAL CHARGES FOR SERVICES		**1,716,640**	**1,560,648**	**1,508,601**	**1,018,826**
MISC. REVENUES					
NSF CHECKS	42380		13		
NSF CHECKS-RETURNED CHECK FEES	42381		41		
OTHER REVENUE	42384	204	80	500	500
TOTAL MISC. REVENUES		**204**	**134**	**500**	**500**
TOTAL REVENUE		**2,300,179**	**1,633,317**	**1,582,721**	**1,092,946**
SALARIES AND EMPLOYEE BENEF					
REGULAR PAY-PERMANENT	51000	2,283,232	2,342,173	2,793,167	2,793,167
OVERTIME PAY-PERMANENT	51005	44,414	27,628	11,873	11,873
REGULAR PAY-EXTRA HELP	51010	18,759	34,797		
DIFFERENTIAL PAY	51040	117,201	112,875	97,214	97,214
OASDI-SOCIAL SECURITY	52010	185,544	188,313	222,022	222,022
PERS	52015	441,655	475,552	691,627	691,627
EMPLOYEE INSURANCE & BENEFITS	53010	739,145	728,060	773,099	773,099
TOTAL SALARIES AND EMPLOYEE BENEF		**3,829,950**	**3,909,398**	**4,589,002**	**4,589,002**
SERVICES AND SUPPLIES					
CLOTHING & PERSONAL SUPPLIES	61110	13,828	11,679	10,160	10,160
RADIO	61215	255			
TELECOM SERVICES	61220	31,614	36,502	33,750	33,750
OTHER HOUSEHOLD EXP-SERVICES	61425	118,699	113,619	105,000	96,800
MAINT-BUILDING EQMT-SERVICES	61715	245,280	194,959	160,000	160,000
MAINT-OFFICE EQUIPMNT-SERVICES	61725	99	150	150	150
MAINT-OTH EQUIP-SERVICES	61730	3,946	68,268	72,147	72,147
FACILITIES MNT-ELECTRICAL-SERV	61830	34,984	44,392	35,000	35,000
FACILITIES MAINT-GENERAL-SERV	61835	419,884	415,854	346,461	370,769
FACILITIES MAINT-PLUMBING-SERV	61840	74,081	100,385	72,500	73,053
MAINT-STRUCT/IMPS/GRDS-OTH-SRV	61845	175	4,800		
MEMBERSHIPS	62020	8,615	7,872	7,515	7,515
MISCELLANEOUS EXPENSE-SERVICES	62111	4,460	3,281	3,000	3,000

COUNTY OF SANTA CRUZ

DETAIL OF FINANCING SOURCES AND USES
GOVERNMENTAL FUNDS
FISCAL YEAR 2019-20

BUDGET UNIT: 33/30/00 -- GENERAL SERVICES/FACILITIES MANAGEMENT
FUNCTION: GENERAL GOVERNMENT
ACTIVITY: OTHER GENERAL
FUND: 10-000

Detail by Revenue and Expenditure Object		2017-18 Actuals	2018-19 Actual [x] Estimated [ ]	2019-20 Recommended Budget	2019-20 Adopted by the Board of Supervisors
SERV & SUPP-OTHER SERVICES	62135		6		
DUPLICATING SERVICES	62214	822	-303	250	250
PC SOFTWARE PURCHASES	62219	8,003	8,689	6,544	6,544
POSTAGE	62221	563	561	100	100
SUPPLIES	62223	2,808	3,567	500	500
INVENTORIABLE ITEMS <5000	62226	4,125	5,140		
BANKING SERVICES	62310	55	105		
DATA PROCESSING SERVICES	62325	32,924	41,302	30,576	42,336
DPW SERVICES-GENERAL MONEY	62330	32,701	7,583		
MANAGEMENT SERVICES	62365	1,108,993	975,059	1,179,519	1,179,519
PROF & SPECIAL SERV-OTHER	62381	686,291	283,941	251,250	251,529
LEGAL NOTICES	62420	4,438	834		
EQUIPMENT LEASE & RENT	62500	3,328	3,341	2,750	2,750
RENTS/LEASES-STRUC IMP & GRNDS	62610	6,643	5,734	5,734	5,734
SMALL TOOLS & INSTRUMENTS	62715	25	45	1,000	1,000
BUS PASSES	62809	6,816	27,648	31,250	31,250
SPECIAL MISC EXPENSE-SERVICES	62856	61,575	1,579	1,600	1,600
SUBSCRIPTIONS BOOKS & ED MATER	62890	482		500	500
EDUCATION & TRAINING(REPT)	62914			4,759	4,759
LODGING	62922		435		
MEALS	62924	205	199		
MILEAGE	62926	670	678	1,000	1,000
TRAVEL-OTHER(NON-REPT)	62928	150			
REGISTRATIONS (NON REPT)	62930	-22	1,740		
SERVICE CENTER CHARGES	62935	63,235	75,629	60,668	74,183
SERVICE CENTER REPLCMT INCRMNT	62936	5,107	7,333	7,333	7,333
SERVICE CENTER DEPREC CHG	62937	9,285	8,387	8,387	8,387
SERV CTR POOL VEH CHARGES	62938	-149	782		
640 CAPITOLA ROAD	63015	5,667	5,929	5,800	5,800
COMMUNICATIONS	63020	8,609	9,463	10,500	10,500
EMELINE ST COMPLEX	63025	554,481	379,489	280,000	280,000
FREEDOM ANNEX	63030	128,789	146,484	140,000	140,000
GOVERNMENT CENTER	63035	563,779	633,628	673,471	673,471
JAIL AND REHAB CTR	63040	647,010	709,604	730,000	730,000
PROBATION CENTER	63050	136,531	143,579	135,000	135,000
SERVICE CENTER	63060	4,740	5,401	4,000	4,000
2202/80 SOQUEL AVE UTILITIES	63066	683	1,126	1,000	1,000
UTILITIES-OTHER	63075	2,226	1,964	2,000	2,000
TOTAL SERVICES AND SUPPLIES		**5,047,508**	**4,498,442**	**4,421,174**	**4,463,389**
OTHER CHARGES					
PRINCIPAL ON LEASE PURCHASES	74230	333,237	329,257	340,293	340,293
INTEREST ON LEASE PURCHASES	74420	132,934	121,038	108,957	108,957
CERT OF PARTIC CONTRIB	75216	18,818			
TOTAL OTHER CHARGES		**484,989**	**450,295**	**449,250**	**449,250**

COUNTY OF SANTA CRUZ

DETAIL OF FINANCING SOURCES AND USES
GOVERNMENTAL FUNDS
FISCAL YEAR 2019-20

BUDGET UNIT: 33/30/00 -- GENERAL SERVICES/FACILITIES MANAGEMENT
FUNCTION: GENERAL GOVERNMENT
ACTIVITY: OTHER GENERAL
FUND: 10-000

Detail by Revenue and Expenditure Object		2017-18 Actuals	2018-19 Actual [x] Estimated [ ]	2019-20 Recommended Budget	2019-20 Adopted by the Board of Supervisors
FIXED ASSETS					
EQUIPMENT	86204		7,743		
HOUSEKEEPING EQUIPMENT	86207				8,200
TOTAL FIXED ASSETS		**0**	**7,743**	**0**	**8,200**
INTRAFUND TRANSFERS					
CUSTODIAL SERVICES	95100	-1,064,297	-1,169,384	-1,249,600	-1,249,600
INTRA-FD TRF-CO OVERHEAD	95190	242,842	-901,101	-901,101	-1,576,902
INTRA-FUND TRF-MANAGEMNT SERVS	95220	-246,838	-72,467	-310,781	-310,781
INTRA-FUND TRF-OTHER	95225	-768,604	-886,320	-688,930	-688,930
REPAIR & MAINTENANCE	95390	-1,444,208	-1,124,664	-1,264,400	-1,264,400
UTILITIES	95575	-1,795,981	-1,647,178	-1,661,296	-1,661,296
TOTAL INTRAFUND TRANSFERS		**-5,077,086**	**-5,801,114**	**-6,076,108**	**-6,751,909**
TOTAL EXPENDITURES/APPROPRIATIONS		**4,285,361**	**3,064,764**	**3,383,318**	**2,757,932**
NET COST		**1,985,182**	**1,431,447**	**1,800,597**	**1,664,986**

COUNTY OF SANTA CRUZ

DETAIL OF FINANCING SOURCES AND USES
GOVERNMENTAL FUNDS
FISCAL YEAR 2019-20

BUDGET UNIT: 33/40/10 -- GENERAL SERVICES/PURCHASING/CENTRAL PURCHASING
FUNCTION: GENERAL GOVERNMENT
ACTIVITY: FINANCE
FUND: 10-000

Detail by Revenue and Expenditure Object		2017-18 Actuals	2018-19 Actual [x] Estimated [ ]	2019-20 Recommended Budget	2019-20 Adopted by the Board of Supervisors
CHARGES FOR SERVICES					
OTHER CHARGES CURRENT SERVICES	42047	10,342	7,943	18,000	18,000
COUNTY OVERHEAD CHARGES	42105	-46,146	-112,146	-112,146	6,614
TOTAL CHARGES FOR SERVICES		**-35,804**	**-104,203**	**-94,146**	**24,614**
MISC. REVENUES					
OTHER REVENUE	42384	100,306	102,949	132,123	132,123
TOTAL MISC. REVENUES		**100,306**	**102,949**	**132,123**	**132,123**
TOTAL REVENUE		**64,502**	**-1,254**	**37,977**	**156,737**
SALARIES AND EMPLOYEE BENEF					
REGULAR PAY-PERMANENT	51000	154,917	161,595	162,636	162,636
OVERTIME PAY-PERMANENT	51005		769		
REGULAR PAY-EXTRA HELP	51010	14			
DIFFERENTIAL PAY	51040	2,732	2,824	2,830	2,830
OASDI-SOCIAL SECURITY	52010	11,862	12,431	12,658	12,658
PERS	52015	29,743	33,769	39,546	39,546
EMPLOYEE INSURANCE & BENEFITS	53010	31,058	31,547	32,051	32,051
TOTAL SALARIES AND EMPLOYEE BENEF		**230,326**	**242,935**	**249,721**	**249,721**
SERVICES AND SUPPLIES					
TELECOM SERVICES	61220	1,915	1,925	1,900	1,900
MEMBERSHIPS	62020		296	260	260
DUPLICATING SERVICES	62214		-49	50	50
PC SOFTWARE PURCHASES	62219	458	549	436	436
POSTAGE	62221	1	16	50	50
SUPPLIES	62223	683	70		
DATA PROCESSING SERVICES	62325	4,464	4,704	4,704	4,704
MANAGEMENT SERVICES	62365	109,617	92,967	142,174	142,174
LEGAL NOTICES	62420	1,312	1,265	750	750
RENTS/LEASES-STRUC IMP & GRNDS	62610	438	378	624	624
AIR FARE	62910		298		
AUTO RENTALS	62912		152		
GAS, OIL, FUEL	62920		20		
LODGING	62922		2,099		
MEALS	62924		586		
TRAVEL-OTHER(NON-REPT)	62928		80		
REGISTRATIONS (NON REPT)	62930		1,049		
SERV CTR POOL VEH CHARGES	62938	771	863		
TOTAL SERVICES AND SUPPLIES		**119,659**	**107,268**	**150,948**	**150,948**
INTRAFUND TRANSFERS					
INTRA-FD TRF-CO OVERHEAD	95190	-37,942	-10,793	-10,793	-17,941
INTRA-FUND TRF-MANAGEMNT SERVS	95220	-30,537	-21,652	-75,306	-75,306
TOTAL INTRAFUND TRANSFERS		**-68,479**	**-32,445**	**-86,099**	**-93,247**
TOTAL EXPENDITURES/APPROPRIATIONS		**281,506**	**317,758**	**314,570**	**307,422**

COUNTY OF SANTA CRUZ

DETAIL OF FINANCING SOURCES AND USES
GOVERNMENTAL FUNDS
FISCAL YEAR 2019-20

BUDGET UNIT: 33/40/10 -- GENERAL SERVICES/PURCHASING/CENTRAL PURCHASING
FUNCTION: GENERAL GOVERNMENT
ACTIVITY: FINANCE
FUND: 10-000

Detail by Revenue and Expenditure Object	2017-18 Actuals	2018-19 Actual [x] Estimated [ ]	2019-20 Recommended Budget	2019-20 Adopted by the Board of Supervisors
NET COST	**217,004**	**319,012**	**276,593**	**150,685**

COUNTY OF SANTA CRUZ

DETAIL OF FINANCING SOURCES AND USES
GOVERNMENTAL FUNDS
FISCAL YEAR 2019-20

BUDGET UNIT: 33/40/20 -- GENERAL SERVICES/PURCHASING/CENTRAL STORES
FUNCTION: GENERAL GOVERNMENT
ACTIVITY: OTHER GENERAL
FUND: 10-000

Detail by Revenue and Expenditure Object		2017-18 Actuals	2018-19 Actual [x] Estimated [ ]	2019-20 Recommended Budget	2019-20 Adopted by the Board of Supervisors
CHARGES FOR SERVICES					
CENTRAL SUPPLY SERVICES	42102	29,036	29,829	30,000	30,000
COUNTY OVERHEAD CHARGES	42105	13,113	13,364	13,364	11,980
TOTAL CHARGES FOR SERVICES		**42,149**	**43,193**	**43,364**	**41,980**
MISC. REVENUES					
SALES-OTHER-TAXABLE	42334	229		1,000	1,000
TOTAL MISC. REVENUES		**229**	**0**	**1,000**	**1,000**
TOTAL REVENUE		**42,378**	**43,193**	**44,364**	**42,980**
SALARIES AND EMPLOYEE BENEF					
REGULAR PAY-PERMANENT	51000	116,374	131,812	120,595	120,595
OVERTIME PAY-PERMANENT	51005		1,834		
REGULAR PAY-EXTRA HELP	51010	14			
DIFFERENTIAL PAY	51040	1,841	1,602	1,907	1,907
OASDI-SOCIAL SECURITY	52010	8,608	9,885	9,372	9,372
PERS	52015	22,742	23,375	29,278	29,278
EMPLOYEE INSURANCE & BENEFITS	53010	48,559	46,536	50,663	50,663
TOTAL SALARIES AND EMPLOYEE BENEF		**198,138**	**215,044**	**211,815**	**211,815**
SERVICES AND SUPPLIES					
CLOTHING & PERSONAL SUPPLIES	61110	266	833	280	280
TELECOM SERVICES	61220	3,105	3,408	3,100	3,100
MAINT-BUILDING EQMT-SERVICES	61715	1,543			
MAINT-MOBILE EQUIPMENT-SERV	61720		1,481	1,000	1,000
MAINT-OFFICE EQUIPMNT-SERVICES	61725	471	161	100	100
FACILITIES MAINT-GENERAL-SERV	61835	1,054	704		
MEMBERSHIPS	62020			50	50
MISCELLANEOUS EXPENSE-SERVICES	62111	1,962			
DUPLICATING SERVICES	62214		-13		
PC SOFTWARE PURCHASES	62219	305	366	218	218
POSTAGE	62221	9	9	10	10
INVENTORIABLE ITEMS <5000	62226		2,466		
DATA PROCESSING SERVICES	62325	2,232	2,352	2,352	2,352
DPW SERVICES-GENERAL MONEY	62330			750	750
MANAGEMENT SERVICES	62365	45,429	55,829	71,320	71,320
SMALL TOOLS & INSTRUMENTS	62715	214		250	250
SERVICE CENTER CHARGES	62935	5,097	6,388	2,906	6,143
SERVICE CENTER REPLCMT INCRMNT	62936	116	116	116	116
SERVICE CENTER DEPREC CHG	62937	1,652	1,652	1,652	1,652
TOTAL SERVICES AND SUPPLIES		**63,455**	**75,752**	**84,104**	**87,341**
INTRAFUND TRANSFERS					
INTRA-FD TRF-CO OVERHEAD	95190	-47,461	-32,723	-32,723	-35,334
INTRA-FUND TRF-OTHER	95225	-93,905	-93,044	-100,000	-100,000
TRNSFRS OTH AGENCY DEPTS-LABOR	95555	-112,213	-120,560	-113,000	-113,000
TOTAL INTRAFUND TRANSFERS		**-253,579**	**-246,327**	**-245,723**	**-248,334**

COUNTY OF SANTA CRUZ

DETAIL OF FINANCING SOURCES AND USES
GOVERNMENTAL FUNDS
FISCAL YEAR 2019-20

BUDGET UNIT: 33/40/20 -- GENERAL SERVICES/PURCHASING/CENTRAL STORES
FUNCTION: GENERAL GOVERNMENT
ACTIVITY: OTHER GENERAL
FUND: 10-000

Detail by Revenue and Expenditure Object	2017-18 Actuals	2018-19 Actual [x] Estimated [ ]	2019-20 Recommended Budget	2019-20 Adopted by the Board of Supervisors
TOTAL EXPENDITURES/APPROPRIATIONS	**8,014**	**44,469**	**50,196**	**50,822**
NET COST	**-34,364**	**1,276**	**5,832**	**7,842**

COUNTY OF SANTA CRUZ

DETAIL OF FINANCING SOURCES AND USES
GOVERNMENTAL FUNDS
FISCAL YEAR 2019-20

BUDGET UNIT: 35/00/00 -- GRAND JURY
FUNCTION: PUBLIC PROTECTION
ACTIVITY: JUDICIAL
FUND: 10-000

Detail by Revenue and Expenditure Object		2017-18 Actuals	2018-19 Actual [x] Estimated [ ]	2019-20 Recommended Budget	2019-20 Adopted by the Board of Supervisors
CHARGES FOR SERVICES					
COPY CHARGES	42020		-52		
TOTAL CHARGES FOR SERVICES		**0**	**-52**	**0**	**0**
TOTAL REVENUE		**0**	**-52**	**0**	**0**
SERVICES AND SUPPLIES					
TELECOM SERVICES	61220	607	613	333	333
JURY AND WITNESS EXP-TYPE 3	61610	24,008	25,093	25,241	25,241
MISCELLANEOUS EXPENSE-SERVICES	62111	233	195	362	362
DUPLICATING SERVICES	62214	474	678	791	791
PC SOFTWARE PURCHASES	62219		137	3,637	3,637
POSTAGE	62221	5,479	4,228	4,521	4,521
SUPPLIES	62223	722	1,543	1,000	1,000
INVENTORIABLE ITEMS <5000	62226		787		
DATA PROCESSING SERVICES	62325	4,361	3,842	2,448	3,067
PROF & SPECIAL SERV-OTHER	62381	993	1,691	2,800	2,800
TRAVEL-OTHER(NON-REPT)	62928	11,445	8,374	14,161	14,161
TOTAL SERVICES AND SUPPLIES		**48,322**	**47,181**	**55,294**	**55,913**
TOTAL EXPENDITURES/APPROPRIATIONS		**48,322**	**47,181**	**55,294**	**55,913**
NET COST		**48,322**	**47,233**	**55,294**	**55,913**

COUNTY OF SANTA CRUZ

DETAIL OF FINANCING SOURCES AND USES
GOVERNMENTAL FUNDS
FISCAL YEAR 2019-20

BUDGET UNIT: 36/00/00 -- HEALTH SERVICES AGENCY
FUNCTION: HEALTH AND SANITATION
ACTIVITY: HEALTH
FUND: 10-000

Detail by Revenue and Expenditure Object		2017-18 Actuals	2018-19 Actual [x] Estimated [ ]	2019-20 Recommended Budget	2019-20 Adopted by the Board of Supervisors
LICENSES, PERMITS AND FRANCHIS					
WATER WELL PERMIT-CONSTRUCTION	40252	121,894	101,269	122,265	122,265
WATER WELL PERMIT-DESTRUCTION	40254	8,313	3,468	14,496	14,496
ALTERNATIVE SEWAGE DISPOSAL	40300	145,310	51,090	178,855	178,855
AMBULANCE OPERATORS LICENSE	40302	65,000	75,000	78,000	78,000
EMPLOYEE HOUSING PERMIT	40310	9,846	10,127	16,679	16,679
FOOD PERMITS	40314	1,262,988	1,286,033	1,303,132	1,303,132
INDIV SEWAGE DISPOSAL PERMIT	40316	57,295	51,864	68,713	68,713
INDIVIDUAL WATER SYSTEM PERMIT	40318	8,086	11,196	9,100	9,100
KENNEL/PET SHOP PERMIT	40320	1,224	1,378	1,552	1,552
MONITORING WELL PERMIT	40324	2,827	3,725	907	907
OPERATING PERMITS-SEWAGE	40326	41,952	64,365	60,326	60,326
ORGANIZED CAMP PERMIT	40328	32,940	34,265	35,131	35,131
OTHER LICENSES & PERMITS	40330	78,557	58,486	63,208	63,208
PUBLIC SWIMMING POOL/SPA PERMT	40334	239,327	248,876	249,562	249,562
SEPTIC REPAIR PERMIT	40338	14,884	21,350	13,386	13,386
SEPTIC TANK REPAIRS PERMIT	40340	195,938	107,871	207,197	207,197
SEPTIC TANK UPGRADE PERMIT	40341	125,307	79,388	76,360	76,360
SMALL PUBLIC WATER SYSTEM	40342	123,949	121,934	146,063	146,063
STATE SMALL WATER SYSTEM	40344	20,765	14,182	22,641	22,641
TOTAL LICENSES, PERMITS AND FRANCHIS		**2,556,402**	**2,345,867**	**2,667,573**	**2,667,573**
FINES, FORFEITURES & ASSMNTS					
DRINKING DRIVER FINES-AB2086	40362		230,679	49,000	49,000
HELMET FINES-VC 21212	40365	52	105	100	100
VEHICLE CODE FINES	40370	1,354	1,663	2,000	2,000
MISCELLANEOUS FEES & FINES	40392	139,413	325,846	146,897	146,897
TOTAL FINES, FORFEITURES & ASSMNTS		**140,819**	**558,293**	**197,997**	**197,997**
REV FROM USE OF MONEY & PROP					
INTEREST-NON COUNTY TREASURER	40435	1,813	2,991	1,575	1,575
RENTS & CONCESSIONS	40440	387,623	387,446	419,887	419,887
STORAGE USE	40444	108	76	100	100
TOTAL REV FROM USE OF MONEY & PROP		**389,544**	**390,513**	**421,562**	**421,562**
INTERGOVERNMENTAL REVENUES					
ST-MOTOR VEHIC HSA REALIGNMENT	40471	5,601,541	5,890,276	5,919,439	5,919,439
ST-CCS ADMIN ALLOWANCE	40570	494,641	340,581		
ST-CCS MEDI-CAL ADMIN ALLOWNCE	40572	2,055,010	1,114,219	1,275,442	1,275,442
ST-CALIFORNIA CHILDREN SERVICE	40582	1,790,438	630,061	1,983,000	1,983,000
ST-SHORT/DOYLE FED BLOCK GRANT	40620	297,811	282,254	399,885	399,885
ST-SHORT/DOYLE FED M/CAL	40622	3,891,934	6,488,030	7,001,123	7,001,123
ST-SHORT/DOYLE MEDICAL FED	40624	16,860,629	20,667,179	21,959,047	21,959,047
ST-SHORT/DOYLE MENTAL HEALTH	40626	13,263,517	15,381,608	15,870,347	15,876,840
ST-AB75 HEALTH EDUCATION	40660	291,290	479,018	446,264	541,764
ST-ADMIN & SERVICES	40662	-59,293	97,319	186,000	186,000
ST-AIDS EPIDEMIOLOGY	40664	21,164	36,281		

COUNTY OF SANTA CRUZ

DETAIL OF FINANCING SOURCES AND USES
GOVERNMENTAL FUNDS
FISCAL YEAR 2019-20

BUDGET UNIT: 36/00/00 -- HEALTH SERVICES AGENCY
FUNCTION: HEALTH AND SANITATION
ACTIVITY: HEALTH
FUND: 10-000

Detail by Revenue and Expenditure Object		2017-18 Actuals	2018-19 Actual [x] Estimated [ ]	2019-20 Recommended Budget	2019-20 Adopted by the Board of Supervisors
ST-AIDS HEALTH EDUCATION	40666	47,976	98,137	67,469	67,469
ST-AZT	40668	16,486	22,890		
ST-EMSA REVENUE	40679			42,000	42,000
ST-IMMUNIZATION ASSISTANCE	40684	195,620	180,854	112,386	112,386
ST-OTHER HEALTH AID	40690	1,163,094	254,460	3,834,936	3,834,936
ST-RISK REDUCTION	40693	19,178	21,775	12,560	12,560
ST-TOBACCO INDUSTRY SETTLEMT	40695	1,065,000		1,065,000	1,065,000
ST-WATER QUALITY ENFORCE GRANT	40696		64,000	83,000	83,000
ST-MANDATED COST REIMBURSEMENT	40872	129,370	123,357	105,000	105,000
ST-OFFC OF TRAFFIC SAFETY GRNT	40873	329,909	284,721	324,320	324,320
ST-OTHER	40894	1,094,921	1,743,374	2,049,847	2,502,206
ST-SB163 WRAPAROUND PROGRAM	40895	790,191	275,635	236,563	236,563
ST-AB118 LOCAL REV FD PROG	40902	17,645,272	17,813,151	18,559,963	18,559,963
FED-MAA/TCM MEDI-CAL ADMIN ACT	40935	2,239,905	2,600,220	3,907,682	3,907,682
FED-NON ASSTNC FOOD STMPS ADMN	40936	474,151	338,189	309,321	309,321
FED-EMERGENCY SHELTER GRANT	40954	300,868	723,025	719,368	719,368
FED-AIDS C.A.R.E. ACT	40980	439,046	487,514	449,706	449,706
FED-DRUG BLOCK GRANT	40988	2,001,159	1,995,006	1,890,825	1,890,825
FED-HEALTH PROGRAMS	40996	2,906,376	3,269,589	3,046,152	3,046,152
FED-SAMHSA DRG FR CMM SPP(DFC)	40997	237,461	102,712	184,342	184,342
FED-MCH BASIC GRANT	41006	177,657	276,612	268,536	268,536
FED-MISC GRANTS	41095	76,030	-281	52,500	52,500
FED-OTHER	41096	1,400,232	4,519,363	5,235,084	5,235,084
FED-HUD	41106		105,236		
CONTR FR OTHER GOVT AGENCIES	41150	179,008	255,190	498,050	498,050
AID FRM OTH GV-DSTRCTS/JPA/PFA	41158		66,228	7,615	7,615
AID FROM OTH GV-PRP 10 SC COMM	41161	33,977	33,977		
AID OTH GV-ANTI TERR APPR AUTH	41163	34,729	56,788	69,309	69,309
TOTAL INTERGOVERNMENTAL REVENUES		**77,506,298**	**87,118,548**	**98,172,081**	**98,726,433**
CHARGES FOR SERVICES					
CLEARANCE REVIEW FEES	41292	123,233	99,983	66,007	66,007
MINOR LAND DIV REVIEW	41313	3,651			
PRELIM LOT INSPECTION FEES	41330	71,138	71,331	27,975	27,975
VA FHA LOAN INSPECTION	41338	1,156	3,120	7,894	7,894
FISCAL SERVICE CHARGE	41428	51,929	84,582	52,500	52,500
ESTATE FEES	41500	1,310	15,767	100,275	100,275
TRAFFIC SCHOOL FEES	41542	540	415	1,000	1,000
CONDITION USE PERMIT	41606	33,307	52,355	48,937	48,937
SITE MITIGATION FEES	41615	266,146	340,436	516,987	516,987
EMERGENCY RESPONSE RECOVERY	41617		9,854	6,404	6,404
OTHER ENVIRONMENTAL SERVICES	41618	669,954	370,501	772,708	772,708
DRNKNG DRIVR 1ST OFFN-ADMN/MON	41619	29,469	27,285	30,000	30,000
FMLY PLANNING -MEDICAL-SVC FEE	41624	2,032			
HAZARDOUS MATL MGMT PLAN	41628	808,079	851,448	839,436	839,436

COUNTY OF SANTA CRUZ

DETAIL OF FINANCING SOURCES AND USES
GOVERNMENTAL FUNDS
FISCAL YEAR 2019-20

BUDGET UNIT: 36/00/00 -- HEALTH SERVICES AGENCY
FUNCTION: HEALTH AND SANITATION
ACTIVITY: HEALTH
FUND: 10-000

Detail by Revenue and Expenditure Object		2017-18 Actuals	2018-19 Actual [x] Estimated [ ]	2019-20 Recommended Budget	2019-20 Adopted by the Board of Supervisors
HAZARDOUS MAT-FAC PLAN REVIEW	41630			7,194	7,194
HAZ MAT-UNDERGROUND STOR FEE	41632	228,564	238,403	241,012	241,012
HAZARDOUS WASTE GENERATOR	41634	84,901	84,359	98,961	98,961
HAZARDOUS MATL FILE REVIEW	41636	23,548	28,036		
HEALTH FEES-OTHER	41640	20,634	21,133	22,476	22,476
MEDICAL WASTE	41658	106,760	115,090	114,955	114,955
OUTPATIENT CLINIC FEES-EPIC	41675	27,190,986	25,898,147	38,821,764	39,163,722
PATIENT REVENUE	41678	5,419,333	4,140,170	5,471,840	5,471,840
REVENUE FROM HOMELESS	41698	41,071	41,076	41,076	41,076
SB-1535 VITAL STATISTICS	41702	5,358	4,694	15,000	15,000
SB 612-EMS REVENUE	41704	464,146	440,262	690,440	690,440
VITAL STATISTICS	41716	152,915	133,476	165,000	165,000
DRNKNG DRVR MULT OFFN-ADMIN/MN	41805	21,225	22,882	23,000	23,000
MENTAL HEALTH IEP SERVICES-COE	41817	558,216	586,887	762,559	762,559
CALIFORNIA CHILDREN SERVICES	41830	215		300	300
CCS-INSURANCE & SETTLEMENTS	41832		440		
SEPT PMP-CHEM TOILT CLEAN SRVC	41860	45,232	42,571	35,226	35,226
ADMINISTRATIVE SERVICES	42010	180,201	324,920	213,901	2,713,901
COPY CHARGES	42020	1,643	1,518	1,300	1,300
COST RECOVERY-OTHER	42022	156,874	151,455	156,500	156,500
EXTRAORDINARY FEES	42028	3,188	3,814	3,150	3,150
FIRE PROTECTION SERVICES	42030		-154		
OTHER CHARGES CURRENT SERVICES	42047	168,249	302,006	563,941	563,941
OTHER NON-PROFIT FEES	42048	264,437	182,937	254,914	254,914
TOBACCO RETAIL LICENSE FEES	42065	23,020	22,997	23,335	23,335
WATER SERVICES	42068	-112			
RISK MGMT PREV PLAN	42120	15,665	14,907	17,429	17,429
TOTAL CHARGES FOR SERVICES		**37,238,213**	**34,729,103**	**50,215,396**	**53,057,354**
MISC. REVENUES					
TOBACCO INDUSTRY SETTLEMT	42310		1,065,000		
SALES-OTHER-NON TAXABLE	42332		288		
CASH OVERAGES	42362	6			
CONTRIBUTIONS FROM OTHER FUNDS	42367	4,435,025	768,564	1,009,955	1,009,955
CONTRIBUTIONS AND DONATIONS	42372	999,960	416,650		
NSF CHECKS	42380	-4,349	-527	-280	-280
NSF CHECKS-RETURNED CHECK FEES	42381	740	760	2,000	2,000
OTHER REVENUE	42384	9,014,573	12,542,785	11,571,293	13,099,690
TOTAL MISC. REVENUES		**14,445,955**	**14,793,520**	**12,582,968**	**14,111,365**
OTHER FINANCING SOURCES					
OPERATING TRANSFER IN	42462	6,785,052	8,688,722	9,278,189	9,278,189
INCPTN OF LSE PRCH AGRMT NCGA5	42473		9,891		
TOTAL OTHER FINANCING SOURCES		**6,785,052**	**8,698,613**	**9,278,189**	**9,278,189**
	TOTAL REVENUE	**139,062,283**	**148,634,457**	**173,535,766**	**178,460,473**
SALARIES AND EMPLOYEE BENEF					

COUNTY OF SANTA CRUZ

DETAIL OF FINANCING SOURCES AND USES
GOVERNMENTAL FUNDS
FISCAL YEAR 2019-20

BUDGET UNIT: 36/00/00 -- HEALTH SERVICES AGENCY
FUNCTION: HEALTH AND SANITATION
ACTIVITY: HEALTH
FUND: 10-000

Detail by Revenue and Expenditure Object		2017-18 Actuals	2018-19 Actual [x] Estimated [ ]	2019-20 Recommended Budget	2019-20 Adopted by the Board of Supervisors
REGULAR PAY-PERMANENT	51000	43,362,843	46,263,038	55,900,871	56,494,290
OVERTIME PAY-PERMANENT	51005	284,838	276,134	382,623	382,623
REGULAR PAY-EXTRA HELP	51010	1,138,184	1,044,035	1,438,823	1,438,823
DIFFERENTIAL PAY	51040	1,079,778	1,171,043	953,081	950,388
OASDI-SOCIAL SECURITY	52010	3,293,117	3,430,503	4,236,001	4,285,006
PERS	52015	8,055,318	9,291,189	12,874,754	13,035,354
EMPLOYEE INSURANCE & BENEFITS	53010	9,306,101	9,825,757	10,264,392	10,349,341
UNEMPLOYMENT INSURANCE	53015	41,099	57,035	94,550	95,306
WORKERS COMPENSATION INSURANCE	54010	1,180,958	1,327,798	1,315,908	1,324,846
OTHER BENEFITS MISC	55021	87,322	197,078		
TOTAL SALARIES AND EMPLOYEE BENEF		**67,829,558**	**72,883,610**	**87,461,003**	**88,355,977**
SERVICES AND SUPPLIES					
CLOTHING & PERSONAL SUPPLIES	61110	522	624	2,600	2,600
RADIO	61215	29,865	9,374	41,093	41,093
TELECOM SERVICES	61220	856,313	934,158	916,712	918,548
TELEPHONE-NON TELECOM 1099	61221	1,013	1,191	875	875
FOOD	61310	9,127	9,660	10,560	10,560
OTHER HOUSEHOLD EXP-SERVICES	61425	21,318	23,665	33,375	33,375
MALPRACTICE INSURANCE	61530	328,000	466,519	380,000	380,000
OTHER INSURANCE	61535	147,684	166,636	215,629	215,629
MAINT-AUDIO VISUAL EQMT-SERV	61710	36		40	40
MAINT-BUILDING EQMT-SERVICES	61715	572,174	427,841	476,676	476,676
MAINT-DATA PROCESS EQMT-SERV	61717			1,200	1,200
MAINT-MOBILE EQUIPMENT-SERV	61720			896	896
MAINT-OFFICE EQUIPMNT-SERVICES	61725	51,537	55,715	55,945	55,945
MAINT-OTH EQUIP-SERVICES	61730	323,510	212,401	301,617	303,607
MAINT-OTH EQUIP-SUPPLIES	61731	3,690			
MAINT-BLDNG MODIFICATION-SERV	61815	17,713	782	97,000	97,000
FACILITIES MAINT-GENERAL-SERV	61835			5,000	5,000
FACILITIES MAINT-GEN-SUPPLIES	61836		24		
MAINT-STRUCT/IMPS/GRDS-OTH-SRV	61845	225,555	191,498	530,000	530,000
INSTRUMENTS & MINOR MED EQUIP	61913		868		
LABORATORY FEES	61915	3,907	2,008	4,300	4,300
LAB/DIAGNOSTC SVCS INTRA-AGNCY	61916	17,514	30,990	27,700	27,700
MEDICAL, DENTAL & LAB SUPPLIES	61920	101,686	91,912	23,500	59,500
OTHER MEDICAL MATERIALS & SUPP	61922	494,277	515,497	764,000	764,000
OXYGEN & OTHER MEDICAL GASES	61924	2,328	1,936	2,550	4,050
PHARMACY SUPPLIES	61926	545,946	558,995	596,250	618,650
PHARMACY SUPPLIES-INTRA-AGENCY	61927	1,596		75,200	75,200
RADIOLOGY FILM	61928	-4,812			
EMPL CERTIFICATES & LICENSES	62010	27,069	31,974	51,459	51,459
MEMBERSHIPS	62020	68,857	70,428	81,600	81,600
MISCELLANEOUS EXPENSE-SERVICES	62111	59,014	31,803	23,557	38,757
CASH SHORTAGES	62112		99		

COUNTY OF SANTA CRUZ

DETAIL OF FINANCING SOURCES AND USES
GOVERNMENTAL FUNDS
FISCAL YEAR 2019-20

BUDGET UNIT: 36/00/00 -- HEALTH SERVICES AGENCY
FUNCTION: HEALTH AND SANITATION
ACTIVITY: HEALTH
FUND: 10-000

Detail by Revenue and Expenditure Object		2017-18 Actuals	2018-19 Actual [x] Estimated [ ]	2019-20 Recommended Budget	2019-20 Adopted by the Board of Supervisors
SERV & SUPP-OTHER SERVICES	62135		16,000	2,000	2,000
SERV & SUPP-OTHER SUPPLIES	62136	-1,739	15,338		
DUPLICATING SERVICES	62214	32,142	-783	50,396	50,396
BOOKS	62215	3,230	3,646	5,091	5,091
FORMS-FROM OUTSIDE VENDOR	62216			3,000	3,000
MISC NONINVENTORIABLE ITEMS	62217		177		
PC SOFTWARE PURCHASES	62219	26,840	21,099	23,950	23,950
PHOTO COPY/PRINTER SUPPLIES	62220		1,384	100	100
POSTAGE	62221	40,033	38,164	53,352	53,352
SUBSCRIPTIONS/PERIODICALS	62222	175	996	100	100
SUPPLIES	62223	1,209,125	787,463	1,057,575	1,081,451
NON-PC SOFTWARE	62225	14,804	4,202		
INVENTORIABLE ITEMS <5000	62226		58,191		
SOFTWARE LICENSE SERVICES	62227	6,255	13,448	1,800	1,800
SAFETY SUPPLIES	62228	45		2,290	2,290
ACCOUNTING AND AUDITING FEES	62301	97,370	125,554	124,042	124,042
BANKING SERVICES	62310	13,356	10,047	13,000	13,000
COMPUTER PROF SVCS	62316	11			
CUSTODIAL SERVICES	62321	727,444	780,394	725,000	725,000
DATA PROCESSING SERVICES	62325	1,844,555	2,218,716	2,140,133	2,148,131
DATA PROCESSING PRINTING	62326			500	500
DPW SERVICES-GENERAL MONEY	62330	8,604	125,358	1,000	1,000
HEALTH CARE SVCS-INTRA-AGENCY	62346	85,832	98,799	84,277	84,277
HSA-INTERDEPARTMENT	62350	84,928		502,539	502,539
HOSPITAL SVCS-INTERDEPARTMENT	62352	16,450	7,963	9,500	9,500
LAB & DIAGNOSTIC SVCS-OUTSIDE	62357	103,311	96,917	116,150	116,150
LEGAL FEES	62359	287			
LEGAL SERVICES	62360	90			
MEDICAL SERVICES-OTHER	62367	18,238,579	21,518,432	27,561,307	27,620,307
PHYSICIAN SERVICES	62374	1,293,654	752,750	932,200	932,200
PATIENT TRANSPORTATION	62377	162,441	323,856	249,600	249,600
PERSONNEL SERVICES	62378	557,119	577,342	575,000	575,000
POSCS SERVICES	62380	122			
PROF & SPECIAL SERV-OTHER	62381	8,867,521	10,493,367	13,407,594	16,094,732
PROFICIENCY TESTING	62382	7,585	7,066	8,000	8,000
PROBATION SERVICES	62383	124,082	140,852	153,711	153,711
SHERIFF SERVICES	62393	600	1,000	1,680	1,680
TEMPORARY CONTRACT SERVICES	62395			4,000	4,000
UNEMPLOYMENT INSURANCE CLAIMS	62397			4,406	4,406
PUBLICATION PRINTING COSTS	62415	2,747	3,961		
LEGAL NOTICES	62420			500	500
EQUIPMENT LEASE & RENT	62500	9,841	9,392	19,825	19,825
RENTS/LEASES-STRUC IMP & GRNDS	62610	150,229	204,498	160,797	160,797
SMALL TOOLS & INSTRUMENTS	62715	8,840	2,031	4,500	4,500

COUNTY OF SANTA CRUZ

DETAIL OF FINANCING SOURCES AND USES
GOVERNMENTAL FUNDS
FISCAL YEAR 2019-20

BUDGET UNIT: 36/00/00 -- HEALTH SERVICES AGENCY
FUNCTION: HEALTH AND SANITATION
ACTIVITY: HEALTH
FUND: 10-000

Detail by Revenue and Expenditure Object		2017-18 Actuals	2018-19 Actual [x] Estimated [ ]	2019-20 Recommended Budget	2019-20 Adopted by the Board of Supervisors
ADVERTISING & PROMOTION SUPP	62801	55,910	60,476	60,019	60,019
BUS PASSES	62809	26,420	20,304	16,330	16,330
EDUCATION AND/OR TRAINING	62826	34,884	26,845	186,200	191,200
ELECTION OFFICERS	62828		378		
SPECIAL MISC EXPENSE-SERVICES	62856	57,655	40,682	1,312,773	1,312,773
SPECIAL MISC EXPENSE-SUPPLIES	62857	4,239	10,196	2,500	2,500
PREVENTION PROGRAM	62866	49,850	79,656	67,850	67,850
PRINTING MATERIALS	62867		48		
RECREATION & THERAPY SUPPLIES	62873	8,477	7,441	14,100	14,100
SECURITY SERVICES	62880	165,411	172,871	85,000	85,000
SUBSCRIPTIONS BOOKS & ED MATER	62890	1,895	2,008	12,222	12,222
AIR FARE	62910	4,578	6,231	24,021	24,021
AUTO RENTALS	62912	428	122	1,060	1,060
EDUCATION & TRAINING(REPT)	62914	25,290	5,079	128,567	128,567
GAS, OIL, FUEL	62920	24	38	220	220
LODGING	62922	37,218	52,404	51,943	51,943
MEALS	62924	14,953	22,235	24,962	24,962
MILEAGE	62926	189,347	177,718	260,489	260,489
TRAVEL-OTHER(NON-REPT)	62928	25,538	36,100	14,406	14,406
REGISTRATIONS (NON REPT)	62930	49,911	40,974	75,443	75,443
SERVICE CENTER CHARGES	62935	164,528	140,982	170,184	170,184
SERVICE CENTER REPLCMT INCRMNT	62936	927	619	1,629	1,629
SERVICE CENTER DEPREC CHG	62937	17,983	9,025	16,341	16,341
SERV CTR POOL VEH CHARGES	62938	12,856	10,635	27,044	27,044
WASTE DISPOSAL	63010			500	500
UTILITIES-OTHER	63075	526,431	392,794	525,000	525,000
CHIP OTHER SERVICES-PRIOR YEAR	64021	-170			
OUTSIDE EXPENSE MEDICAL CARE	64026	3,421,678	3,510,505	2,762,884	2,762,884
OUTSIDE HOSPITAL EXPENSE	64027	11,971,788	11,573,363	13,159,734	13,159,734
OUTSIDE PHYSICIANS	64028	304,446	280,262	400,000	400,000
TOTAL SERVICES AND SUPPLIES		**54,814,442**	**58,974,209**	**72,119,670**	**74,981,608**
OTHER CHARGES					
AID TO MENTALLY ILL 1099	74004	33,300		70,000	70,000
OTHER CHARGES-MISC	74065	6,117,745	6,957,803	6,845,826	6,845,826
PRINCIPAL ON LEASE PURCHASES	74230		2,121		
INTEREST ON LEASE PURCHASES	74420		921		
ALLOW FOR SPCE COST CNTY BLDGS	74912	583,804	700,532	400,000	400,000
UNCOLLECTIBLE ACCOUNTS-EXPENSE	75000	83,301	-47,154		
CONTRIB TO OTH AGENCS-CCS REF	75228	1,395,082	185,235	1,506,000	1,506,000
CONTRIB TO OTHER AGENCIES-OTH	75230	1,468,617	2,071,803	1,440,530	1,440,530
CONTRIB TO TRUST/AGENCY FUND	75233	1,460,949			
COUNTY OVERHEAD A87/CP	75315	1,530,032	2,592,710	3,902,728	3,902,726
DIV OVERHEAD COSTS-1099	75321	125,000	125,000		
HSA COST ALLOCATION-ADMIN	75330	6,513,739	8,296,556	9,033,646	9,033,646

COUNTY OF SANTA CRUZ

DETAIL OF FINANCING SOURCES AND USES
GOVERNMENTAL FUNDS
FISCAL YEAR 2019-20

BUDGET UNIT: 36/00/00 -- HEALTH SERVICES AGENCY
FUNCTION: HEALTH AND SANITATION
ACTIVITY: HEALTH
FUND: 10-000

Detail by Revenue and Expenditure Object		2017-18 Actuals	2018-19 Actual [x] Estimated [ ]	2019-20 Recommended Budget	2019-20 Adopted by the Board of Supervisors
HSA COST ALLOCATION-COMBINED	75331	3,361,240	3,178,920	3,124,081	3,124,081
HSA COST ALLOC-PUBLIC HEALTH	75334	140,000	140,000		319,107
TOTAL OTHER CHARGES		**22,812,809**	**24,204,447**	**26,322,811**	**26,641,916**
FIXED ASSETS					
EQUIPMENT	86204	8,703	9,891		
OFFICE EQUIPMENT	86210	14,682			
MEDICAL EQUIPMENT	86221	296,931	13,790	10,468	323,334
TOTAL FIXED ASSETS		**320,316**	**23,681**	**10,468**	**323,334**
OTHER FINANCING USES					
OPERATING TRANSFERS OUT	90000	221,051	33,701	450,332	555,668
OPER TRF OUT-REALIGNMENT	90001	7,983,959	8,272,694	8,301,857	8,301,857
OPER TRF OUT-ST HOSP OFFSET	90002	1,482,127	1,483,960	297,019	297,019
OPER TRF OUT-TO PLANT FUND	90040	6,790,480	7,057,770	6,250,000	7,498,239
TOTAL OTHER FINANCING USES		**16,477,617**	**16,848,125**	**15,299,208**	**16,652,783**
INTRAFUND TRANSFERS					
INTRA-FUND TRF-CORRECTIONS	95200	-855,918	-1,094,120	-537,393	-537,393
INTRA-FUND TRF-HSD OVERHEAD	95205	-1,696,540	-1,860,588	-1,847,255	-2,297,255
INTRA-FUND TRF-JV HLL MED CARE	95211	-289,928	-292,585	-294,968	-294,968
INTRA-FUND TRF-MANAGEMNT SERVS	95220	-1,469,639	-1,543,709	-828,462	-828,462
INTRA-FUND TRF-OTHER	95225	-75,372	330,049	332,988	432,988
INTRA-FUND TRF-PROBATION	95228	-904,762	-685,786	-1,400,091	-1,548,737
INTRA-FUND TRF-PUBLIC HEALTH	95229	-17,246	-8,774	-20,000	-20,000
TRNSFRS OTH AGENCY DEPTS-LABOR	95555	-199,375	-199,375	-99,375	-418,482
TRNSFRS OTH AGENCY DEPTS-SVCS	95560	-9,896,365	-11,475,472	-12,306,922	-12,306,922
TOTAL INTRAFUND TRANSFERS		**-15,405,145**	**-16,830,360**	**-17,001,478**	**-17,819,231**
TOTAL EXPENDITURES/APPROPRIATIONS		**146,849,597**	**156,103,712**	**184,211,682**	**189,136,387**
NET COST		**7,787,314**	**7,469,255**	**10,675,916**	**10,675,914**

COUNTY OF SANTA CRUZ

DETAIL OF FINANCING SOURCES AND USES
GOVERNMENTAL FUNDS
FISCAL YEAR 2019-20

BUDGET UNIT: 39/10/20 -- HUMAN SERVICES DEPT/HUMAN SERVICES DEPT/HOMELESS ASST PROGRAMS (FIT)
FUNCTION: PUBLIC ASSISTANCE
ACTIVITY: GENERAL RELIEF
FUND: 10-000

Detail by Revenue and Expenditure Object		2017-18 Actuals	2018-19 Actual [x] Estimated [ ]	2019-20 Recommended Budget	2019-20 Adopted by the Board of Supervisors
INTERGOVERNMENTAL REVENUES					
FED-HUD	41106			308,362	308,362
AID FROM OTH GOV-CITIES	41156			78,557	78,557
TOTAL INTERGOVERNMENTAL REVENUES		**0**	**0**	**386,919**	**386,919**
TOTAL REVENUE		**0**	**0**	**386,919**	**386,919**
SERVICES AND SUPPLIES					
PERSONNEL SERVICES	62378			145,543	145,543
PROF & SPECIAL SERV-OTHER	62381			396,376	396,376
MILEAGE	62926			5,000	5,000
TOTAL SERVICES AND SUPPLIES		**0**	**0**	**546,919**	**546,919**
TOTAL EXPENDITURES/APPROPRIATIONS		**0**	**0**	**546,919**	**546,919**
NET COST		**0**	**0**	**160,000**	**160,000**

COUNTY OF SANTA CRUZ

DETAIL OF FINANCING SOURCES AND USES
GOVERNMENTAL FUNDS
FISCAL YEAR 2019-20

BUDGET UNIT: 39/10/60 -- HUMAN SERVICES DEPT/HUMAN SERVICES DEPT/WORKFORCE INVESTMT BD SUPPORT
FUNCTION: PUBLIC ASSISTANCE
ACTIVITY: ADMINISTRATION
FUND: 10-000

Detail by Revenue and Expenditure Object		2017-18 Actuals	2018-19 Actual [x] Estimated [ ]	2019-20 Recommended Budget	2019-20 Adopted by the Board of Supervisors
INTERGOVERNMENTAL REVENUES					
FED-WIB WORK INVEST ADMIN	40943	2,853,983	3,416,260	3,870,301	3,908,138
AID FROM OTH GOV-COUNTIES	41157		165,995		
AID FROM OTH GOV-RDA	41159		29,437		
TOTAL INTERGOVERNMENTAL REVENUES		**2,853,983**	**3,611,692**	**3,870,301**	**3,908,138**
TOTAL REVENUE		**2,853,983**	**3,611,692**	**3,870,301**	**3,908,138**
SALARIES AND EMPLOYEE BENEF					
REGULAR PAY-PERMANENT	51000	452,225	599,281	552,275	552,275
DIFFERENTIAL PAY	51040	667	111		
OASDI-SOCIAL SECURITY	52010	33,281	43,814	40,121	40,121
PERS	52015	71,514	107,055	118,777	118,777
EMPLOYEE INSURANCE & BENEFITS	53010	59,119	61,165	70,332	70,332
OTHER BENEFITS MISC	55021	1,859	5,493		
TOTAL SALARIES AND EMPLOYEE BENEF		**618,665**	**816,919**	**781,505**	**781,505**
SERVICES AND SUPPLIES					
MEMBERSHIPS	62020	10,755	9,875	7,695	7,695
MISCELLANEOUS EXPENSE-SERVICES	62111	365		1,000	1,000
DUPLICATING SERVICES	62214	832	305	1,200	1,200
PC SOFTWARE PURCHASES	62219	-954	3,863		
SUPPLIES	62223	57		1,500	1,500
INVENTORIABLE ITEMS <5000	62226	61,039	5,928	3,200	3,200
HSD OVERHEAD	62353	142,531	156,810	225,840	225,840
PROF & SPECIAL SERV-OTHER	62381	186,207	396,099	357,982	357,982
LEGAL NOTICES	62420			1,000	1,000
RENTS/LEASES-STRUC IMP & GRNDS	62610	2,818	3,811	4,500	4,500
ADVERTISING & PROMOTION SUPP	62801	2,840	3,000	4,000	4,000
AIR FARE	62910	4,210	3,078	4,500	4,500
EDUCATION & TRAINING(REPT)	62914		109	50,000	50,000
LODGING	62922	9,085	7,367	10,287	10,287
MEALS	62924	2,054	1,712	1,787	1,787
MILEAGE	62926	2,588	2,321	6,109	6,109
TRAVEL-OTHER(NON-REPT)	62928	1,689	1,273	1,717	1,717
REGISTRATIONS (NON REPT)	62930	7,009	7,660	10,300	10,300
TOTAL SERVICES AND SUPPLIES		**433,125**	**603,211**	**692,617**	**692,617**
OTHER CHARGES					
HRS-TRAINING & PLACEMENT	75247	1,375,896	1,565,882	1,749,000	1,754,522
HSD INDIVIDUAL REFERRAL	75248	426,443	591,340	618,633	650,948
SERVICES FOR CLIENTS	75288	-146	34,342	28,546	28,546
TOTAL OTHER CHARGES		**1,802,193**	**2,191,564**	**2,396,179**	**2,434,016**
TOTAL EXPENDITURES/APPROPRIATIONS		**2,853,983**	**3,611,694**	**3,870,301**	**3,908,138**
NET COST		**0**	**2**	**0**	**0**

COUNTY OF SANTA CRUZ

DETAIL OF FINANCING SOURCES AND USES
GOVERNMENTAL FUNDS
FISCAL YEAR 2019-20

BUDGET UNIT: 39/20/10 -- HUMAN SERVICES DEPT/SOCIAL SERVICES (WELFARE)/SOCIAL SERVICES ADMINISTRATION
FUNCTION: PUBLIC ASSISTANCE
ACTIVITY: ADMINISTRATION
FUND: 10-000

Detail by Revenue and Expenditure Object		2017-18 Actuals	2018-19 Actual [x] Estimated [ ]	2019-20 Recommended Budget	2019-20 Adopted by the Board of Supervisors
INTERGOVERNMENTAL REVENUES					
ST-CALWIN ADMIN	40501	1,569,256	1,652,882	1,668,945	1,677,056
ST-PUBLIC AUTHORITY ADMIN	40505	1,002,655	1,535,742	1,607,552	1,607,552
ST-ADOPTION	40510	131,702	180,378		
ST-AFDC	40516	-131,702	-180,378		
ST-CHILD WELFARE SERVICES	40520	1,012,457	2,077,764	1,072,794	1,072,794
ST-FOSTER FAMILY HOME LICENSNG	40528	47,906	46,922	46,535	46,535
ST-GAIN	40530	3,889,757	4,226,585	4,612,854	4,687,526
ST-IN HOME SUPPORTIVE SERVICES	40532	1,605,132	1,827,209	2,083,533	2,083,533
ST-MEDI-CAL	40534	18,934,892	19,006,382	19,614,101	19,622,672
ST-NON ASSISTANCE FOOD STAMPS	40536	5,826,789	6,313,474	4,466,959	4,473,479
ST-REVENUE OFFSET FOR UNCOLL	40550	17,652	-90,367		
ST-CSBG	40654		16,553	371,720	371,720
ST-AB118 LOCAL REV FD PROG	40902	7,033,866	6,886,500	7,620,598	7,620,598
FED-ADOPTIONS ADMIN	40920	583,262	558,600	569,253	569,253
FED-AFDC ADMIN	40922	4,759	867	6,354	6,354
FED-CALWIN ADMIN	40923	371,762	326,950	302,251	302,251
FED-CHILD WELFARE SRVCS ADMIN	40924	7,431,827	7,343,785	9,460,499	9,464,085
FED-FAMILY PRESERVATIONS-ADMN	40927	307,609	209,169	229,951	229,951
FED-FOOD STMP EMPL & TRNG ADMN	40928	151,893	286,359	383,918	539,611
FD-TTL XX FOR CWS & FC AST ADM	40929	258,477	232,992	298,140	298,140
FED-FOSTER FAMILY LICNSNG ADMN	40930	23,183	29,890	24,520	24,520
FED-GAIN ADMIN	40932	12,432,138	14,432,905	14,100,846	14,492,873
FED-MAA/TCM MEDI-CAL ADMIN ACT	40935	70,607	20,003	36,000	36,000
FED-NON ASSTNC FOOD STMPS ADMN	40936	6,426,644	6,763,124	9,229,479	9,240,580
FED-PUBLIC AUTHORITY ADMIN	40939	1,297,688	1,971,119	2,057,126	2,057,126
FED-CSBG CM SRV BLCK GRNT-ADMN	40942	773,460	1,089,153	821,454	821,454
FED-WIB WORK INVEST ADMIN	40943	49,268			
FED-REV OFFSET FOR UNCOLLCTBLE	40945	86,473	-28,112		
FED-IHSS IN HOME SUPP SERV	40955	2,952,067	3,168,413	3,380,483	3,380,483
AID FROM OTH GOV-CITIES	41156	-440			
AID FROM OTH GOV-LCL HSNG AUTH	41160	23,334	23,334	23,334	23,334
AID FROM OTH GV-PRP 10 SC COMM	41161	407,014	374,542	452,190	558,123
TOTAL INTERGOVERNMENTAL REVENUES		**74,591,387**	**80,302,739**	**84,541,389**	**85,307,603**
CHARGES FOR SERVICES					
OTHER CHARGES CURRENT SERVICES	42047	86,553	68,954	88,330	88,330
TOTAL CHARGES FOR SERVICES		**86,553**	**68,954**	**88,330**	**88,330**
MISC. REVENUES					
NSF CHECKS	42380	-15			
OTHER REVENUE	42384	28,118	4,120	10,000	10,000
TOTAL MISC. REVENUES		**28,103**	**4,120**	**10,000**	**10,000**
OTHER FINANCING SOURCES					
OPERATING TRANSFER IN	42462	9,749,302	9,812,764	9,780,625	9,780,625
INCPTN OF LSE PRCH AGRMT NCGA5	42473	12,392	4,323		

COUNTY OF SANTA CRUZ

DETAIL OF FINANCING SOURCES AND USES
GOVERNMENTAL FUNDS
FISCAL YEAR 2019-20

BUDGET UNIT: 39/20/10 -- HUMAN SERVICES DEPT/SOCIAL SERVICES (WELFARE)/SOCIAL SERVICES ADMINISTRATION
FUNCTION: PUBLIC ASSISTANCE
ACTIVITY: ADMINISTRATION
FUND: 10-000

Detail by Revenue and Expenditure Object		2017-18 Actuals	2018-19 Actual [x] Estimated [ ]	2019-20 Recommended Budget	2019-20 Adopted by the Board of Supervisors
TOTAL OTHER FINANCING SOURCES		**9,761,694**	**9,817,087**	**9,780,625**	**9,780,625**
TOTAL REVENUE		**84,467,737**	**90,192,900**	**94,420,344**	**95,186,558**
SALARIES AND EMPLOYEE BENEF					
REGULAR PAY-PERMANENT	51000	33,953,907	34,969,619	39,230,775	39,230,775
OVERTIME PAY-PERMANENT	51005	760,258	1,054,321		
REGULAR PAY-EXTRA HELP	51010	273,978	205,535		
DIFFERENTIAL PAY	51040	893,724	938,380	1,061,663	1,061,663
OASDI-SOCIAL SECURITY	52010	2,671,386	2,758,244	3,046,083	3,046,083
PERS	52015	6,503,011	7,208,631	9,502,920	9,502,920
EMPLOYEE INSURANCE & BENEFITS	53010	8,734,116	8,792,551	8,771,992	8,771,992
UNEMPLOYMENT INSURANCE	53015	107,566	95,939	87,912	87,912
WORKERS COMPENSATION INSURANCE	54010	1,195,284	1,287,184	1,463,803	1,463,803
TOTAL SALARIES AND EMPLOYEE BENEF		**55,093,230**	**57,310,404**	**63,165,148**	**63,165,148**
SERVICES AND SUPPLIES					
RADIO	61215	6,052	4,437	6,052	6,052
TELECOM SERVICES	61220	1,034,882	1,044,280	1,044,387	1,044,387
OTHER INSURANCE	61535	83,852	85,191	96,502	96,502
JURY AND WITNESS EXPENSE-OTHER	61616		2,635	200	200
MAINT-OFFICE EQUIPMNT-SERVICES	61725	200,039	211,391	206,443	206,443
MAINT-STRUCT/IMPS/GRDS-OTH-SRV	61845	30,146	57,362	21,050	41,050
MEMBERSHIPS	62020	74,027	81,914	80,636	80,636
MISCELLANEOUS EXPENSE-SERVICES	62111	1,689	1,948	4,900	4,900
DUPLICATING SERVICES	62214	200,677	42,285	206,000	206,000
PC SOFTWARE PURCHASES	62219	786,259	792,259	938,961	938,961
POSTAGE	62221	266,192	305,788	314,850	325,316
SUPPLIES	62223	222,012	200,987	215,497	215,497
INVENTORIABLE ITEMS <5000	62226	145,665	339,931	192,775	192,775
ACCOUNTING AND AUDITING FEES	62301	23,919	23,565	24,200	24,200
COUNTY COUNSEL	62318	620,000	620,000	620,000	620,000
CUSTODIAL SERVICES	62321	24,563	24,193	26,448	26,563
DATA PROCESSING SERVICES	62325	1,920,134	2,086,464	2,090,800	2,090,800
DPW SERVICES-GENERAL MONEY	62330	2,332	6,499	2,000	2,000
HSA-INTERDEPARTMENT	62350	1,666,622	1,752,646	1,812,090	2,262,090
MEDICAL SERVICES	62366	227,185	435,626	482,300	482,300
PERSONNEL SERVICES	62378	437,595	464,645	483,825	483,825
PROF & SPECIAL SERV-OTHER	62381	2,522,464	3,462,555	3,779,969	4,074,602
LEGAL NOTICES	62420	5,624	5,194	7,000	7,000
EQUIPMENT LEASE & RENT	62500	1,500	-1,500		
RENTS/LEASES-STRUC IMP & GRNDS	62610	2,017,729	2,112,596	2,156,665	2,156,665
ADVERTISING & PROMOTION SUPP	62801	40,452	26,903	19,629	19,629
SPECIAL MISC EXPENSE-SERVICES	62856	28,078	48,336	408,910	431,410
PHOTO SUPPLIES	62865			200	200
SECURITY SERVICES	62880	209,452	201,677	221,200	221,200
CHILD PROTECTION-NON REPT	62882	63,003	84,000	53,270	202,627

COUNTY OF SANTA CRUZ

DETAIL OF FINANCING SOURCES AND USES
GOVERNMENTAL FUNDS
FISCAL YEAR 2019-20

BUDGET UNIT: 39/20/10 -- HUMAN SERVICES DEPT/SOCIAL SERVICES (WELFARE)/SOCIAL SERVICES ADMINISTRATION
FUNCTION: PUBLIC ASSISTANCE
ACTIVITY: ADMINISTRATION
FUND: 10-000

Detail by Revenue and Expenditure Object		2017-18 Actuals	2018-19 Actual [x] Estimated [ ]	2019-20 Recommended Budget	2019-20 Adopted by the Board of Supervisors
CHILD PROTECTION-ORIGINAL	62885	3,998,994	3,838,392	4,348,952	3,846,498
SUBSCRIPTIONS BOOKS & ED MATER	62890	1,686	4,010	6,300	6,300
AIR FARE	62910	21,519	20,222	18,150	18,150
AUTO RENTALS	62912	1,767	2,216	2,000	2,000
EDUCATION & TRAINING(REPT)	62914	22,926	43,241	53,265	53,265
GAS, OIL, FUEL	62920	18	8	250	250
LODGING	62922	61,288	58,552	47,200	47,200
MEALS	62924	26,505	27,284	24,700	24,700
MILEAGE	62926	90,642	114,536	90,400	90,400
TRAVEL-OTHER(NON-REPT)	62928	7,054	7,937	7,600	7,600
REGISTRATIONS (NON REPT)	62930	37,843	38,069	39,025	39,025
SERVICE CENTER CHARGES	62935	77,477	70,939	83,127	83,127
SERV CTR POOL VEH CHARGES	62938	31,434	32,865	29,622	29,622
UTILITIES	63070	254,269	213,354	213,428	213,428
TOTAL SERVICES AND SUPPLIES		**17,495,566**	**18,995,432**	**20,480,778**	**20,925,395**
OTHER CHARGES					
IHSS PROGRAM	74045	13,824	24,201	83,890	83,890
IHSS-ADMIN - MOE	74046	22,795	33,483		
PUBLIC AUTHORITY	74074	1,429,126	2,573,516	2,741,651	2,741,651
PRINCIPAL ON LEASE PURCHASES	74230	25,980	17,210	20,016	20,016
INTEREST ON LEASE PURCHASES	74420	5,062	3,269	4,408	4,408
CHILD CARE	75218	2,445,518	1,897,165	2,096,911	2,096,911
SUPPORTIVE SERVICES 1099	75291	4,256,080	5,738,033	5,920,758	6,358,400
COUNTY OVERHEAD A87/CP	75315	2,006,715	1,931,543	2,872,225	2,875,171
TOTAL OTHER CHARGES		**10,205,100**	**12,218,420**	**13,739,859**	**14,180,447**
FIXED ASSETS					
EQUIPMENT	86204	58,151	69,363	72,000	72,000
TOTAL FIXED ASSETS		**58,151**	**69,363**	**72,000**	**72,000**
OTHER FINANCING USES					
OPER TRF OUT-TO PLANT FUND	90040		140,000		
TOTAL OTHER FINANCING USES		**0**	**140,000**	**0**	**0**
INTRAFUND TRANSFERS					
INTRA-FUND TRF-HSD OVERHEAD	95205	-152,531	-156,810	-225,840	-225,840
INTRA-FUND TRF-OTHER	95225	50,000	-37,667		
INTRA-FUND TRF-PERSONNEL	95227			-145,543	-145,543
TOTAL INTRAFUND TRANSFERS		**-102,531**	**-194,477**	**-371,383**	**-371,383**
TOTAL EXPENDITURES/APPROPRIATIONS		**82,749,516**	**88,539,142**	**97,086,402**	**97,971,607**
NET COST		**-1,718,221**	**-1,653,758**	**2,666,058**	**2,785,049**

COUNTY OF SANTA CRUZ

DETAIL OF FINANCING SOURCES AND USES
GOVERNMENTAL FUNDS
FISCAL YEAR 2019-20

BUDGET UNIT: 39/20/20 -- HUMAN SERVICES DEPT/SOCIAL SERVICES (WELFARE)/CATEGORICAL AIDS
FUNCTION: PUBLIC ASSISTANCE
ACTIVITY: AID PROGRAMS
FUND: 10-000

Detail by Revenue and Expenditure Object		2017-18 Actuals	2018-19 Actual [x] Estimated [ ]	2019-20 Recommended Budget	2019-20 Adopted by the Board of Supervisors
INTERGOVERNMENTAL REVENUES					
ST-CCR Recon Adjustments	40511	-136,136	-303,669	128,719	128,719
ST-AFDC - FG&U	40518	3,784,310	4,064,897	4,821,682	4,821,682
ST-AB118 LOCAL REV FD PROG	40902	6,203,652	6,136,462	6,524,293	6,529,786
FED-ADOPTIONS ASSISTANCE PROGR	40950	3,778,304	4,184,519	4,278,755	4,278,755
FED-AFDC	40952	2,201,881	1,324,506	2,371,653	2,371,653
FED-FOSTER CARE	40964	1,497,923	1,511,870	1,813,123	1,813,123
FED-REFUGEE CASH	40968	1,724	4,892	10,344	10,344
TOTAL INTERGOVERNMENTAL REVENUES		**17,331,658**	**16,923,477**	**19,948,569**	**19,954,062**
CHARGES FOR SERVICES					
COST RECOVERY-OTHER	42022	140,965	104,440	126,564	126,564
TOTAL CHARGES FOR SERVICES		**140,965**	**104,440**	**126,564**	**126,564**
OTHER FINANCING SOURCES					
OPER TRNSFR IN-CWKS ST MOE REV	42461	4,038,866	4,014,824	4,038,866	4,038,866
OPERATING TRANSFER IN	42462	892,382	2,276,484	1,625,732	1,625,732
TOTAL OTHER FINANCING SOURCES		**4,931,248**	**6,291,308**	**5,664,598**	**5,664,598**
TOTAL REVENUE		**22,403,871**	**23,319,225**	**25,739,731**	**25,745,224**
OTHER CHARGES					
ADOPTIONS	74000	8,852,987	9,582,704	10,051,810	10,051,810
AID TO FAMILIES W/ DEPEN CHILD	74003	9,559,763	8,674,337	10,395,864	10,395,864
APPROVED RELATIVE CAREGVR-ARC	74008	126,213	244,044	328,434	328,434
FOSTER CARE & JUVENLE INSTITUT	74032	5,823,846	5,587,025	6,822,655	6,822,655
IHSS-ADMIN - MOE	74046	6,895,560	8,120,032	8,138,794	8,138,794
KINGAP PROGRAM	74049	663,253	639,758	796,450	796,450
REFUGEE CASH ASSISTANCE	74080	1,724	4,892	10,344	10,344
STATE UTILITY ASSIST SUBSIDY	74084	61,764	65,801	116,565	116,565
WORK INCENT NUTRIT SUP WOMENS	74096	110,343	94,661	111,650	111,650
TOTAL OTHER CHARGES		**32,095,453**	**33,013,254**	**36,772,566**	**36,772,566**
TOTAL EXPENDITURES/APPROPRIATIONS		**32,095,453**	**33,013,254**	**36,772,566**	**36,772,566**
NET COST		**9,691,582**	**9,694,029**	**11,032,835**	**11,027,342**

COUNTY OF SANTA CRUZ

DETAIL OF FINANCING SOURCES AND USES
GOVERNMENTAL FUNDS
FISCAL YEAR 2019-20

BUDGET UNIT: 39/20/30 -- HUMAN SERVICES DEPT/SOCIAL SERVICES (WELFARE)/GENERAL ASSISTANCE
FUNCTION: PUBLIC ASSISTANCE
ACTIVITY: GENERAL RELIEF
FUND: 10-000

Detail by Revenue and Expenditure Object		2017-18 Actuals	2018-19 Actual [x] Estimated [ ]	2019-20 Recommended Budget	2019-20 Adopted by the Board of Supervisors
SERVICES AND SUPPLIES					
LEGAL FEES	62359			1,000	1,000
TOTAL SERVICES AND SUPPLIES		**0**	**0**	**1,000**	**1,000**
OTHER CHARGES					
GENERAL ASSISTANCE	74035	684,562	576,417	749,154	749,154
REPAYMENTS TO GENERAL ASSISTNC	74081	-145,705	-138,248	-137,683	-137,683
TOTAL OTHER CHARGES		**538,857**	**438,169**	**611,471**	**611,471**
TOTAL EXPENDITURES/APPROPRIATIONS		**538,857**	**438,169**	**612,471**	**612,471**
NET COST		**538,857**	**438,169**	**612,471**	**612,471**

COUNTY OF SANTA CRUZ

DETAIL OF FINANCING SOURCES AND USES
GOVERNMENTAL FUNDS
FISCAL YEAR 2019-20

BUDGET UNIT: 39/20/40 -- HUMAN SERVICES DEPT/SOCIAL SERVICES (WELFARE)/FAMILY RELATIONS
FUNCTION: PUBLIC ASSISTANCE
ACTIVITY: ADMINISTRATION
FUND: 10-000

Detail by Revenue and Expenditure Object		2017-18 Actuals	2018-19 Actual [x] Estimated [ ]	2019-20 Recommended Budget	2019-20 Adopted by the Board of Supervisors
LICENSES, PERMITS AND FRANCHIS					
DOMESTIC VIOLENCE MARRIAGE LIC	40308	47,000	47,000	47,000	47,000
OTHER LICENSES & PERMITS	40330	12,623	17,377	15,000	15,000
TOTAL LICENSES, PERMITS AND FRANCHIS		**59,623**	**64,377**	**62,000**	**62,000**
INTERGOVERNMENTAL REVENUES					
ST-TO LOCAL AGENCIES	40884	14,146	19,168	17,810	17,810
TOTAL INTERGOVERNMENTAL REVENUES		**14,146**	**19,168**	**17,810**	**17,810**
MISC. REVENUES					
CONTRIBUTIONS FROM OTHER FUNDS	42367	24,755			
CONTRIBUTIONS-OTHER	42371		36,325		100,000
OTHER REVENUE	42384	7,025	7,025	7,025	7,025
TOTAL MISC. REVENUES		**31,780**	**43,350**	**7,025**	**107,025**
TOTAL REVENUE		**105,549**	**126,895**	**86,835**	**186,835**
SERVICES AND SUPPLIES					
HSA-INTERDEPARTMENT	62350	7,025	7,024	7,025	7,025
PROF & SPECIAL SERV-OTHER	62381	24,755	36,325		
TOTAL SERVICES AND SUPPLIES		**31,780**	**43,349**	**7,025**	**7,025**
OTHER CHARGES					
DOMES VIOLNCE MARRIAGE LIC FEE	74021	47,000	47,000	47,000	47,000
CHILD ABUSE PREVENTION COUNCIL	75217	26,770	36,545	32,810	32,810
CONTRIB TO OTH AGENCIES-GRANTS	75229				100,000
TOTAL OTHER CHARGES		**73,770**	**83,545**	**79,810**	**179,810**
TOTAL EXPENDITURES/APPROPRIATIONS		**105,550**	**126,894**	**86,835**	**186,835**
NET COST		**1**	**-1**	**0**	**0**

COUNTY OF SANTA CRUZ

DETAIL OF FINANCING SOURCES AND USES
GOVERNMENTAL FUNDS
FISCAL YEAR 2019-20

BUDGET UNIT: 39/30/00 -- HUMAN SERVICES DEPT/VETERAN'S SERVICES OFFICER
FUNCTION: PUBLIC ASSISTANCE
ACTIVITY: VETERANS SERVICES
FUND: 10-000

Detail by Revenue and Expenditure Object		2017-18 Actuals	2018-19 Actual [x] Estimated [ ]	2019-20 Recommended Budget	2019-20 Adopted by the Board of Supervisors
INTERGOVERNMENTAL REVENUES					
ST-MEDI-CAL	40534	6,154	6,613	11,149	11,149
ST-VETERAN'S AFFAIRS	40820	77,493	81,063	73,618	122,618
TOTAL INTERGOVERNMENTAL REVENUES		**83,647**	**87,676**	**84,767**	**133,767**
TOTAL REVENUE		**83,647**	**87,676**	**84,767**	**133,767**
SALARIES AND EMPLOYEE BENEF					
REGULAR PAY-PERMANENT	51000	278,752	299,590	315,906	315,906
OVERTIME PAY-PERMANENT	51005	482			
DIFFERENTIAL PAY	51040	2,820	3,419	2,808	2,808
OASDI-SOCIAL SECURITY	52010	21,142	22,871	24,381	24,381
PERS	52015	52,757	60,385	75,299	75,299
EMPLOYEE INSURANCE & BENEFITS	53010	74,172	66,908	64,267	64,267
TOTAL SALARIES AND EMPLOYEE BENEF		**430,125**	**453,173**	**482,661**	**482,661**
SERVICES AND SUPPLIES					
TELECOM SERVICES	61220	8,095	8,023	8,100	8,100
MAINT-OFFICE EQUIPMNT-SERVICES	61725	65	86	300	300
MAINT-STRUCT/IMPS/GRDS-OTH-SRV	61845	-189	500	500	500
MEMBERSHIPS	62020	1,953	2,047	2,000	2,000
DUPLICATING SERVICES	62214		600	600	600
POSTAGE	62221	844	1,500	1,500	1,500
SUPPLIES	62223	5,378	2,499	5,000	5,000
CUSTODIAL SERVICES	62321	6,669	4,107	4,620	4,620
DATA PROCESSING SERVICES	62325	8,112			
HSD OVERHEAD	62353	10,000			
PROF & SPECIAL SERV-OTHER	62381	20,173	34,150	31,275	80,275
RENTS/LEASES-STRUC IMP & GRNDS	62610	86	1,000	100	100
SPECIAL MISC EXPENSE-SERVICES	62856	2,454	3,528	3,156	3,156
SECURITY SERVICES	62880	1,078	4	500	500
SUBSCRIPTIONS BOOKS & ED MATER	62890		200	200	200
AIR FARE	62910			800	800
LODGING	62922	4,488	2,432	4,400	4,400
MEALS	62924	1,737	865	1,900	1,900
MILEAGE	62926	1,720	1,199	1,900	1,900
TRAVEL-OTHER(NON-REPT)	62928	152	219	10	10
REGISTRATIONS (NON REPT)	62930	1,200	450	1,800	1,800
UTILITIES	63070	3,000	2,923	3,000	3,000
TOTAL SERVICES AND SUPPLIES		**77,015**	**66,332**	**71,661**	**120,661**
OTHER CHARGES					
PRINCIPAL ON LEASE PURCHASES	74230	1,296	346	850	850
INTEREST ON LEASE PURCHASES	74420	126	9	450	450
TOTAL OTHER CHARGES		**1,422**	**355**	**1,300**	**1,300**
TOTAL EXPENDITURES/APPROPRIATIONS		**508,562**	**519,860**	**555,622**	**604,622**

COUNTY OF SANTA CRUZ

DETAIL OF FINANCING SOURCES AND USES
GOVERNMENTAL FUNDS
FISCAL YEAR 2019-20

BUDGET UNIT: 39/30/00 -- HUMAN SERVICES DEPT/VETERAN'S SERVICES OFFICER
FUNCTION: PUBLIC ASSISTANCE
ACTIVITY: VETERANS SERVICES
FUND: 10-000

Detail by Revenue and Expenditure Object	2017-18 Actuals	2018-19 Actual [x] Estimated [ ]	2019-20 Recommended Budget	2019-20 Adopted by the Board of Supervisors
NET COST	**424,915**	**432,184**	**470,855**	**470,855**

COUNTY OF SANTA CRUZ

DETAIL OF FINANCING SOURCES AND USES
GOVERNMENTAL FUNDS
FISCAL YEAR 2019-20

BUDGET UNIT: 39/50/00 -- HUMAN SERVICES DEPT/COMMUNITY SERVICES
FUNCTION: PUBLIC ASSISTANCE
ACTIVITY: ADMINISTRATION
FUND: 10-000

Detail by Revenue and Expenditure Object		2017-18 Actuals	2018-19 Actual [x] Estimated [ ]	2019-20 Recommended Budget	2019-20 Adopted by the Board of Supervisors
MISC. REVENUES					
OTHER REVENUE	42384	30,000	30,000		30,000
TOTAL MISC. REVENUES		**30,000**	**30,000**	**0**	**30,000**
TOTAL REVENUE		**30,000**	**30,000**	**0**	**30,000**
OTHER CHARGES					
BARRIOS UNIDOS	74010	35,000	35,000	25,000	35,000
CENTRAL COAST YMCA	74015	17,000	17,000	17,000	17,000
COMMUNITY BRIDGES	74016	1,127,000	1,127,000	1,127,000	1,127,000
COURT APPOINTED SPECIAL ADV	74017	85,000	85,000	85,000	85,000
DIENTES COMMNTY DENTAL CLINIC	74020	144,000	144,000	144,000	144,000
EMELINE CHILD CARE CENTER	74025	13,000			
SECOND HARVEST FOOD BANK	74031	88,000	88,000	88,000	88,000
HOMELESS SERVICES CENTER	74047	145,000	125,306	145,000	164,694
PAJARO VALLEY USD	74070	43,000	43,000	43,000	43,000
PLANNED PARENTHOOD MAR MONTE	74072	67,000	67,000	67,000	67,000
ENCOMPASS COMMUNITY SERVICES	74082	349,000	142,475	431,525	301,525
SALUD PARA LA GENTE	74085	200,000	200,000	200,000	200,000
SENIORS COUNCIL	74087	146,000	146,000	146,000	146,000
VOLUNTEER CENTER	74092	99,000	99,000	99,000	99,000
MONARCH SERVICES	74093	130,000	130,000	130,000	130,000
SC COMMUNITY HEALTH CENTERS	74094	206,000	136,000	136,000	136,000
BIG BROTHERS/BIG SISTERS	74095	55,000	55,000	55,000	55,000
GREY BEARS	75215	95,000	95,000	95,000	95,000
COMMUNITY ACTION BOARD	75224	452,000	422,000	412,000	422,000
CONTRIB TO OTHER AGENCIES-OTH	75230	524,000	587,000	587,000	145,000
CA RURAL LEGAL ASSISTANCE	75255	20,000	20,000	20,000	20,000
ADVOCACY, INC	75267	44,000	44,000	44,000	44,000
PACIFIC PRESCHOOL	75270	19,000	19,000	19,000	19,000
PAJARO VALLEY CHILDREN'S CENTR	75271	25,000	25,000	25,000	25,000
PARENTS CENTER	75272	23,000	20,000	20,000	20,000
FAMILY SERVICE AGENCY	75285	129,000	121,000	121,000	121,000
SENIOR NETWORK SERVICES	75287	20,000	20,000	20,000	20,000
SENIOR CITIZENS ORG SLV	75289	15,000	15,000	15,000	15,000
CABRILLO STROKE CENTER	75290	29,000	29,000	29,000	29,000
SENIOR CITIZENS LEGAL SERVICE	75292	47,000	47,000	47,000	47,000
SC TODDLER CARE CENTER	75293	37,000	37,000	37,000	37,000
YWCA WATSONVILLE	75395	25,000	20,000	20,000	20,000
ARTS COUNCIL SC	75601				26,000
BOYS & GIRLS CLUB SC	75602				25,000
CABRILLO COMMUNITY COLLEGE	75603				41,000
DIVERSITY CENTER	75604				15,000
FAMILIES IN TRANSITION	75605				55,000
JANUS OF SC	75606				20,000
MENTAL HEALTH CLIENT ACTION NE	75607				45,000

COUNTY OF SANTA CRUZ

DETAIL OF FINANCING SOURCES AND USES
GOVERNMENTAL FUNDS
FISCAL YEAR 2019-20

BUDGET UNIT: 39/50/00 -- HUMAN SERVICES DEPT/COMMUNITY SERVICES
FUNCTION: PUBLIC ASSISTANCE
ACTIVITY: ADMINISTRATION
FUND: 10-000

Detail by Revenue and Expenditure Object		2017-18 Actuals	2018-19 Actual [x] Estimated [ ]	2019-20 Recommended Budget	2019-20 Adopted by the Board of Supervisors
NATIONAL ALLIANCE FOR MENTAL I	75608				24,000
NEW LIFE COMMUNITY SERVICES	75609				60,000
PAJARO VALLEY PREVENTION	75610				213,000
VISTA CENTER FOR THE BLIND	75611				15,000
WALNUT AVE WOMENS CENTER	75612				28,000
WARMING CENTER PROGRAM	75613				15,000
TOTAL OTHER CHARGES		**4,453,000**	**4,160,781**	**4,449,525**	**4,499,219**
TOTAL EXPENDITURES/APPROPRIATIONS		**4,453,000**	**4,160,781**	**4,449,525**	**4,499,219**
NET COST		**4,423,000**	**4,130,781**	**4,449,525**	**4,469,219**

COUNTY OF SANTA CRUZ

DETAIL OF FINANCING SOURCES AND USES
GOVERNMENTAL FUNDS
FISCAL YEAR 2019-20

BUDGET UNIT: 43/00/00 -- TECHNICAL RADIO SERVICE 2006
FUNCTION: GENERAL GOVERNMENT
ACTIVITY: COMMUNICATIONS
FUND: 10-000

Detail by Revenue and Expenditure Object		2017-18 Actuals	2018-19 Actual [x] Estimated [ ]	2019-20 Recommended Budget	2019-20 Adopted by the Board of Supervisors
REV FROM USE OF MONEY & PROP					
RENTS & CONCESSIONS	40440	37,432	34,398	38,311	38,311
TOTAL REV FROM USE OF MONEY & PROP		**37,432**	**34,398**	**38,311**	**38,311**
INTERGOVERNMENTAL REVENUES					
AID OTH GOV-UASI APPRVL AUTHOR	41164	121,852			
TOTAL INTERGOVERNMENTAL REVENUES		**121,852**	**0**	**0**	**0**
CHARGES FOR SERVICES					
RADIO SERVICES	41232	556,542	427,396	554,052	554,052
MANAGEMENT SERVICES	42042	90,003	79,345	85,057	85,057
COUNTY OVERHEAD CHARGES	42105	-26,841	-12,874	-12,874	-114,343
TOTAL CHARGES FOR SERVICES		**619,704**	**493,867**	**626,235**	**524,766**
OTHER FINANCING SOURCES					
INCPTN OF LSE PRCH AGRMT NCGA5	42473	52,270	556,932		
TOTAL OTHER FINANCING SOURCES		**52,270**	**556,932**	**0**	**0**
TOTAL REVENUE		**831,258**	**1,085,197**	**664,546**	**563,077**
SALARIES AND EMPLOYEE BENEF					
REGULAR PAY-PERMANENT	51000	614,521	381,003	561,232	561,232
OVERTIME PAY-PERMANENT	51005	4,168	2,899	9,800	9,800
DIFFERENTIAL PAY	51040	19,067	19,280	20,316	20,316
OASDI-SOCIAL SECURITY	52010	47,315	29,736	42,935	42,935
PERS	52015	108,419	76,652	133,121	133,121
EMPLOYEE INSURANCE & BENEFITS	53010	183,659	147,181	154,254	154,254
UNEMPLOYMENT INSURANCE	53015	8,656	6,564	2,505	2,505
WORKERS COMPENSATION INSURANCE	54010	1,411	11,330	30,887	30,887
TOTAL SALARIES AND EMPLOYEE BENEF		**987,216**	**674,645**	**955,050**	**955,050**
SERVICES AND SUPPLIES					
CLOTHING & PERSONAL SUPPLIES	61110	548	374	3,100	3,100
TELECOM SERVICES	61220	122,431	130,457	124,800	124,800
MAINT-OTH EQUIP-SERVICES	61730		980		
MAINT-OTH EQUIP-SUPPLIES	61731	101,633	135,950	153,600	153,600
MAINT-STRCT/IMPS/GRDS-OTH-SUPP	61846	10,015			
PC SOFTWARE PURCHASES	62219	1,341	1,470	2,526	2,526
SUPPLIES	62223	7,052	8,719	8,500	8,500
INVENTORIABLE ITEMS <5000	62226		9,540		4,451
ACCOUNTING AND AUDITING FEES	62301		27		
DATA PROCESSING SERVICES	62325	8,928	8,232	17,136	17,136
DPW SERVICES-GENERAL MONEY	62330	1,337		3,000	3,000
MANAGEMENT SERVICES	62365			30,000	30,000
PROF & SPECIAL SERV-OTHER	62381	12,521	10,442	20,200	20,200
RENTS/LEASES-STRUC IMP & GRNDS	62610	49,343	60,707	86,301	86,301
ADVERTISING & PROMOTION SUPP	62801	480	2,597	2,000	2,000
SPECIAL MISC EXPENSE-SERVICES	62856	824	5,163	850	850
AIR FARE	62910			500	500
EDUCATION & TRAINING(REPT)	62914	2,685	75	2,750	2,750

COUNTY OF SANTA CRUZ

DETAIL OF FINANCING SOURCES AND USES
GOVERNMENTAL FUNDS
FISCAL YEAR 2019-20

BUDGET UNIT: 43/00/00 -- TECHNICAL RADIO SERVICE 2006
FUNCTION: GENERAL GOVERNMENT
ACTIVITY: COMMUNICATIONS
FUND: 10-000

Detail by Revenue and Expenditure Object		2017-18 Actuals	2018-19 Actual [x] Estimated [ ]	2019-20 Recommended Budget	2019-20 Adopted by the Board of Supervisors
LODGING	62922	612		1,000	1,000
MEALS	62924	296		300	300
MILEAGE	62926	141		200	200
TRAVEL-OTHER(NON-REPT)	62928	10		600	600
SERVICE CENTER CHARGES	62935	7,499	5,325	7,500	5,800
SERVICE CENTER REPLCMT INCRMNT	62936	176	15	176	15
SERVICE CENTER DEPREC CHG	62937	1,884		1,884	
SERV CTR POOL VEH CHARGES	62938	2,386		3,000	3,000
UTILITIES	63070	11,606	12,837	14,000	14,000
TOTAL SERVICES AND SUPPLIES		**343,748**	**392,910**	**483,923**	**484,629**
OTHER CHARGES					
PRINCIPAL ON LEASE PURCHASES	74230	199,409	152,682	156,248	156,248
INTEREST ON LEASE PURCHASES	74420	9,015	55,742	52,177	52,177
TOTAL OTHER CHARGES		**208,424**	**208,424**	**208,425**	**208,425**
FIXED ASSETS					
EQUIPMENT	86204	220,927	574,358	20,000	20,000
TOTAL FIXED ASSETS		**220,927**	**574,358**	**20,000**	**20,000**
OTHER FINANCING USES					
OPERATING TRANSFERS OUT	90000	31,180			
TOTAL OTHER FINANCING USES		**31,180**	**0**	**0**	**0**
INTRAFUND TRANSFERS					
INTRA-FD TRF-CO OVERHEAD	95190	-81,777	338	338	7,627
INTRA-FD TRF-RADIO SERV	95387	-1,098,318	-768,477	-1,003,190	-1,112,654
TOTAL INTRAFUND TRANSFERS		**-1,180,095**	**-768,139**	**-1,002,852**	**-1,105,027**
TOTAL EXPENDITURES/APPROPRIATIONS		**611,400**	**1,082,198**	**664,546**	**563,077**
NET COST		**-219,858**	**-2,999**	**0**	**0**

COUNTY OF SANTA CRUZ

DETAIL OF FINANCING SOURCES AND USES
GOVERNMENTAL FUNDS
FISCAL YEAR 2019-20

BUDGET UNIT: 45/00/00 -- CO/GF-COURTS
FUNCTION: PUBLIC PROTECTION
ACTIVITY: JUDICIAL
FUND: 10-000

Detail by Revenue and Expenditure Object		2017-18 Actuals	2018-19 Actual [x] Estimated [ ]	2019-20 Recommended Budget	2019-20 Adopted by the Board of Supervisors
FINES, FORFEITURES & ASSMNTS					
HELMET FINES-VC 21212	40365	2	10		
FL TO SHW PRF OF INS-VC 16028	40366	-1,786		1,500	1,500
UNINSRD MTRST $3-PC 1463.22(B)	40368	22,425	25,646	30,000	30,000
COURT-HEALTH ADMIN	40379	394	381	1,000	1,000
GENERAL FINES	40386	294,931	300,375	300,000	300,000
LITTER FINES	40388	382	234	1,000	1,000
SUMMARY JUDGMENTS>$5K	40389	10,052	11,563	5,000	5,000
LOCAL CRIME PREVNTION PC1202.5	40390	180	112	1,000	1,000
NIGHT COURT ASSESSMENTS	40396	1	1		
OFF HIGHWAY FINES	40398		69		
PARKING PENALTY-CO GF	40401	164,038	143,822	172,239	172,239
TRF VIOL SCH BL OF FEE VC42007	40402	426,028	469,740	447,329	447,329
$24 ADDL TRAF SCH VC 42007.1	40403	89,755	110,067	96,500	96,500
CITY ARRST-OF CO SHRE-CO75%MOE	40405	75,556	3,938	85,000	85,000
COARRST75% TO CO MOEPC1463.001	40406	434,191	517,749	455,900	455,900
ASSMT FNS 30% CO MOEPC1464(A)	40407	333,795	331,888	350,484	350,484
TOTAL FINES, FORFEITURES & ASSMNTS		**1,849,944**	**1,915,595**	**1,946,952**	**1,946,952**
INTERGOVERNMENTAL REVENUES					
ST-TRIAL COURT	40840	230,713	147,924	200,000	200,000
TOTAL INTERGOVERNMENTAL REVENUES		**230,713**	**147,924**	**200,000**	**200,000**
CHARGES FOR SERVICES					
RECORDING FEES-CO GF	41457	44,177	36,650	46,385	46,385
COGF$25 ADM SCRNG PC1463.07MOE	41458	12,383	12,934	13,002	13,002
COGF$10 CIT PRCSS PC1463.07MOE	41459	938	772	1,000	1,000
OTHER CHARGES CURRENT SERVICES	42047		1	500	500
TOTAL CHARGES FOR SERVICES		**57,498**	**50,357**	**60,887**	**60,887**
MISC. REVENUES					
NSF CHECKS	42380	-7,807	-2,916		
OTHER REVENUE	42384	150,000	75,000	150,000	75,000
TOTAL MISC. REVENUES		**142,193**	**72,084**	**150,000**	**75,000**
TOTAL REVENUE		**2,280,348**	**2,185,960**	**2,357,839**	**2,282,839**
SALARIES AND EMPLOYEE BENEF					
REGULAR PAY-PERMANENT	51000		54		
MANDATORY OVERTIME PAY-PERM	51006		-54		
TOTAL SALARIES AND EMPLOYEE BENEF		**0**	**0**	**0**	**0**
SERVICES AND SUPPLIES					
SELF-INSURANCE SERVICES-OTHER	61550			2,100	2,100
JURY AND WITNESS EXPENSE-OTHER	61616	10,000	5,284	10,000	10,000
MISCELLANEOUS EXPENSE-SERVICES	62111	256,770	152,226	250,000	250,000
COURT REPORTER	62320			500	500
MEDICAL SERVICES-OTHER	62367	11,830		7,500	7,500
SPECIAL MISC EXPENSE-SERVICES	62856			200	200
TOTAL SERVICES AND SUPPLIES		**278,600**	**157,510**	**270,300**	**270,300**

COUNTY OF SANTA CRUZ

DETAIL OF FINANCING SOURCES AND USES
GOVERNMENTAL FUNDS
FISCAL YEAR 2019-20

BUDGET UNIT: 45/00/00 -- CO/GF-COURTS
FUNCTION: PUBLIC PROTECTION
ACTIVITY: JUDICIAL
FUND: 10-000

Detail by Revenue and Expenditure Object		2017-18 Actuals	2018-19 Actual [x] Estimated [ ]	2019-20 Recommended Budget	2019-20 Adopted by the Board of Supervisors
OTHER CHARGES					
CO CRT FAC PMT TO STATE	75221	242,171	242,171	242,171	242,171
CONTRIB TO OTHER AGENCIES-OTH	75230	1,495,692	1,495,691	1,495,692	1,495,692
TOTAL OTHER CHARGES		**1,737,863**	**1,737,862**	**1,737,863**	**1,737,863**
TOTAL EXPENDITURES/APPROPRIATIONS		**2,016,463**	**1,895,372**	**2,008,163**	**2,008,163**
NET COST		**-263,885**	**-290,588**	**-349,676**	**-274,676**

COUNTY OF SANTA CRUZ

DETAIL OF FINANCING SOURCES AND USES
GOVERNMENTAL FUNDS
FISCAL YEAR 2019-20

BUDGET UNIT: 49/00/00 -- PARKS, OPEN SPACE & CULTURAL S
FUNCTION: RECREATION AND CULTURAL SERVIC
ACTIVITY: REC & CULTURE
FUND: 10-000

Detail by Revenue and Expenditure Object		2017-18 Actuals	2018-19 Actual [x] Estimated [ ]	2019-20 Recommended Budget	2019-20 Adopted by the Board of Supervisors
REV FROM USE OF MONEY & PROP					
RENTS & CONCESSIONS	40440	778,513	659,585	881,103	881,103
TOTAL REV FROM USE OF MONEY & PROP		**778,513**	**659,585**	**881,103**	**881,103**
INTERGOVERNMENTAL REVENUES					
ST-NATURAL DISASTER ASSISTANCE	40810	22,010	-4,732		66,033
ST-COASTAL CONSERVANCY	40860			50,000	50,000
FED-FEMA	41093	2,968	-3,162		264,129
CONTR FR OTHER GOVT AGENCIES	41150	12,000	12,000	17,000	17,000
AID FROM OTHER GOV AGENCIES	41155	50,000			
TOTAL INTERGOVERNMENTAL REVENUES		**86,978**	**4,106**	**67,000**	**397,162**
CHARGES FOR SERVICES					
MAINTENANCE CHARGES	42000	1,552,190	1,618,476	1,843,852	1,843,852
PARK & REC FEES	42002	1,487,199	1,342,250	1,580,150	1,580,150
ADMINISTRATIVE SERVICES	42010	13,911	36,218	36,000	36,000
OTHER CHARGES CURRENT SERVICES	42047	49,853	32,905	163,255	130,255
CHARGES FOR SERV-MEMO	42075	260,940	275,789	226,000	226,000
COUNTY OVERHEAD CHARGES	42105	25,772	33,460	33,460	18,242
TOTAL CHARGES FOR SERVICES		**3,389,865**	**3,339,098**	**3,882,717**	**3,834,499**
MISC. REVENUES					
CASH OVERAGES	42362	36	14	50	50
CONTRIBUTIONS AND DONATIONS	42372	10,267	8,153	10,000	10,000
NSF CHECKS	42380	-815	-20	-1,000	-1,000
NSF CHECKS-RETURNED CHECK FEES	42381	40	40	40	40
OTHER REVENUE	42384	25,564	35,744	33,100	33,100
TOTAL MISC. REVENUES		**35,092**	**43,931**	**42,190**	**42,190**
TOTAL REVENUE		**4,290,448**	**4,046,720**	**4,873,010**	**5,154,954**
SALARIES AND EMPLOYEE BENEF					
REGULAR PAY-PERMANENT	51000	3,037,593	3,074,970	3,475,319	3,475,319
OVERTIME PAY-PERMANENT	51005	30,577	37,158	34,884	34,884
REGULAR PAY-EXTRA HELP	51010	850,605	826,895	860,383	860,383
DIFFERENTIAL PAY	51040	166,824	160,632	149,408	149,408
OASDI-SOCIAL SECURITY	52010	305,467	305,976	340,632	340,632
PERS	52015	585,939	626,518	832,969	832,969
EMPLOYEE INSURANCE & BENEFITS	53010	719,393	753,394	996,213	996,213
UNEMPLOYMENT INSURANCE	53015	14,049	32,654	52,847	52,847
WORKERS COMPENSATION INSURANCE	54010	156,659	208,553	174,739	174,739
LICENSE REIMBURSEMENTS	55012	120		120	120
TOTAL SALARIES AND EMPLOYEE BENEF		**5,867,226**	**6,026,750**	**6,917,514**	**6,917,514**
SERVICES AND SUPPLIES					
CLOTHING & PERSONAL SUPPLIES	61110	23,632	36,586	38,950	38,950
RADIO	61215	1,513	1,109	1,513	1,513
TELECOM SERVICES	61220	95,544	86,476	100,420	100,420
JANITORIAL SERVICES	61412	10,827	13,130	13,000	13,000
OTHER HOUSEHOLD EXP-SERVICES	61425	61,405	53,787	67,500	67,500

COUNTY OF SANTA CRUZ

DETAIL OF FINANCING SOURCES AND USES
GOVERNMENTAL FUNDS
FISCAL YEAR 2019-20

BUDGET UNIT: 49/00/00 -- PARKS, OPEN SPACE & CULTURAL S
FUNCTION: RECREATION AND CULTURAL SERVIC
ACTIVITY: REC & CULTURE
FUND: 10-000

Detail by Revenue and Expenditure Object		2017-18 Actuals	2018-19 Actual [x] Estimated [ ]	2019-20 Recommended Budget	2019-20 Adopted by the Board of Supervisors
OTHER INSURANCE	61535	128,861	134,230	197,234	197,234
MAINT-TELEPHONE EQMT-SERVICES	61718	46		200	200
MAINT-OFFICE EQUIPMNT-SERVICES	61725	1,077	1,715	2,000	2,000
MAINT-OTH EQUIP-SERVICES	61730	56,260	36,916	38,000	38,000
FACILITIES MNT-ELECTRICAL-SERV	61830	4,674			
FACILITIES MAINT-ELECTRICAL-SU	61831	1,340			
MAINT-STRUCT/IMPS/GRDS-OTH-SRV	61845	312,481	247,467	314,500	314,500
MAINT-STRCT/IMPS/GRDS-OTH-SUPP	61846	33,278	8,479	13,000	13,000
EMPL CERTIFICATES & LICENSES	62010		223	220	220
MEMBERSHIPS	62020	3,149	3,173	5,560	5,560
CASH SHORTAGES	62112	29	199	150	150
SERV & SUPP-OTHER SERVICES	62135	2,488	8,412	20,000	20,000
DUPLICATING SERVICES	62214	671	1,193	7,100	7,100
BOOKS	62215			300	300
PC SOFTWARE PURCHASES	62219	9,902	13,601	19,166	19,166
POSTAGE	62221	12,914	8,386	22,525	22,525
SUBSCRIPTIONS/PERIODICALS	62222		195		
SUPPLIES	62223	19,018	21,970	17,712	17,712
INVENTORIABLE ITEMS <5000	62226	9,842	14,278	22,824	22,824
SAFETY SUPPLIES	62228	219	320	2,000	2,000
ACCOUNTING AND AUDITING FEES	62301		9		
BANKING SERVICES	62310	43,562	69,282	70,000	70,000
DATA PROCESSING SERVICES	62325	99,427	124,964	96,516	122,164
DPW SERVICES-GENERAL MONEY	62330	12,423	28,314	26,000	26,000
PLANNING-ENVIRONMENTAL IMPACT	62379	403			
PROF & SPECIAL SERV-OTHER	62381	597,114	513,151	691,191	1,167,817
LEGAL NOTICES	62420	17,340	18,723	15,500	15,500
EQUIPMENT LEASE & RENT	62500	23,113	19,993	25,500	25,500
RENTS/LEASES-STRUC IMP & GRNDS	62610	5,835	10,809	6,150	6,150
SMALL TOOLS & INSTRUMENTS	62715		425	8,200	8,200
ADVERTISING & PROMOTION SUPP	62801	75	10	400	400
SPECIAL MISC EXPENSE-SERVICES	62856	61,086	67,704	145,986	145,986
SPECIAL MISC EXPENSE-SUPPLIES	62857		5,448		
SECURITY SERVICES	62880	37,629	40,945	33,800	33,800
SUBSCRIPTIONS BOOKS & ED MATER	62890	12,112	17,265	500	3,149
AIR FARE	62910	1,745	614	200	200
EDUCATION & TRAINING(REPT)	62914	9,807	7,211	14,200	14,200
GAS, OIL, FUEL	62920	6,910	2,945	5,050	5,050
LODGING	62922	3,275	3,712	1,700	1,700
MEALS	62924	1,911	1,278	950	950
MILEAGE	62926	3,823	4,984	7,350	7,350
TRAVEL-OTHER(NON-REPT)	62928	767	407	300	300
SERVICE CENTER CHARGES	62935	142,006	134,011	135,777	141,528
SERVICE CENTER REPLCMT INCRMNT	62936	11,440	18,096	18,096	20,570

COUNTY OF SANTA CRUZ

DETAIL OF FINANCING SOURCES AND USES
GOVERNMENTAL FUNDS
FISCAL YEAR 2019-20

BUDGET UNIT: 49/00/00 -- PARKS, OPEN SPACE & CULTURAL S
FUNCTION: RECREATION AND CULTURAL SERVIC
ACTIVITY: REC & CULTURE
FUND: 10-000

Detail by Revenue and Expenditure Object		2017-18 Actuals	2018-19 Actual [x] Estimated [ ]	2019-20 Recommended Budget	2019-20 Adopted by the Board of Supervisors
SERVICE CENTER DEPREC CHG	62937	22,528	35,584	35,584	35,121
SERV CTR POOL VEH CHARGES	62938	2,867	1,143		
PARK, OPEN SPACES	63045	741,536	828,544	872,000	872,000
TOTAL SERVICES AND SUPPLIES		**2,647,904**	**2,647,416**	**3,114,824**	**3,627,509**
OTHER CHARGES					
PRINCIPAL ON LEASE PURCHASES	74230	11,796			
INTEREST ON LEASE PURCHASES	74420	512			
TOTAL OTHER CHARGES		**12,308**	**0**	**0**	**0**
INTRAFUND TRANSFERS					
INTRA-FD TRF-CO OVERHEAD	95190	-183,531	-365,088	-365,088	-548,786
INTRA-FUND TRF-OTHER	95225	-2,700	-2,700	-2,700	-2,700
TOTAL INTRAFUND TRANSFERS		**-186,231**	**-367,788**	**-367,788**	**-551,486**
TOTAL EXPENDITURES/APPROPRIATIONS		**8,341,207**	**8,306,378**	**9,664,550**	**9,993,537**
NET COST		**4,050,759**	**4,259,658**	**4,791,540**	**4,838,583**

COUNTY OF SANTA CRUZ

DETAIL OF FINANCING SOURCES AND USES
GOVERNMENTAL FUNDS
FISCAL YEAR 2019-20

BUDGET UNIT: 51/00/00 -- PERSONNEL
FUNCTION: GENERAL GOVERNMENT
ACTIVITY: PERSONNEL
FUND: 10-000

Detail by Revenue and Expenditure Object		2017-18 Actuals	2018-19 Actual [x] Estimated [ ]	2019-20 Recommended Budget	2019-20 Adopted by the Board of Supervisors
CHARGES FOR SERVICES					
OTHER CHARGES CURRENT SERVICES	42047	2,046,038	2,249,152	2,296,984	2,296,984
COUNTY OVERHEAD CHARGES	42105	319,990	397,565	397,565	457,488
TOTAL CHARGES FOR SERVICES		**2,366,028**	**2,646,717**	**2,694,549**	**2,754,472**
MISC. REVENUES					
NSF CHECKS	42380	-20	-99		
NSF CHECKS-RETURNED CHECK FEES	42381	40			
OTHER REVENUE	42384	1,145	6,610	1,780	1,780
TOTAL MISC. REVENUES		**1,165**	**6,511**	**1,780**	**1,780**
TOTAL REVENUE		**2,367,193**	**2,653,228**	**2,696,329**	**2,756,252**
SALARIES AND EMPLOYEE BENEF					
REGULAR PAY-PERMANENT	51000	2,407,192	2,355,169	2,597,962	2,597,962
OVERTIME PAY-PERMANENT	51005	1,678	549		
REGULAR PAY-EXTRA HELP	51010	24,044	22,217		
DIFFERENTIAL PAY	51040	34,727	38,595	25,040	25,040
OASDI-SOCIAL SECURITY	52010	172,614	172,105	191,971	191,971
PERS	52015	441,569	466,129	602,764	602,764
EMPLOYEE INSURANCE & BENEFITS	53010	487,269	428,551	444,381	444,381
UNEMPLOYMENT INSURANCE	53015			8,488	8,488
WORKERS COMPENSATION INSURANCE	54010	26,521	30,559	35,566	35,566
TUITION REIMBURSEMENT	55015	505	655	3,000	3,000
TOTAL SALARIES AND EMPLOYEE BENEF		**3,596,119**	**3,514,529**	**3,909,172**	**3,909,172**
SERVICES AND SUPPLIES					
TELECOM SERVICES	61220	40,951	42,352	42,000	42,000
MAINT-OFFICE EQUIPMNT-SERVICES	61725	5,555	6,479	4,500	4,500
MEMBERSHIPS	62020	2,940	3,725	3,000	3,000
DUPLICATING SERVICES	62214	28,918	-6,726	29,000	29,000
PC SOFTWARE PURCHASES	62219	95	6,250	2,000	2,000
POSTAGE	62221	16,957	8,850	15,000	15,000
SUPPLIES	62223	13,335	19,514	20,000	20,000
INVENTORIABLE ITEMS <5000	62226	1,912		3,000	3,000
COMPUTER PROF SVCS	62316	32,350	41,328	41,328	41,328
DATA PROCESSING SERVICES	62325	316,181	214,601	420,324	351,948
DATA PROCESSING PRINTING	62326			3,000	3,000
DIRECTORS' FEES	62327	500	525	1,500	1,500
PROF & SPECIAL SERV-OTHER	62381	46,853	90,591	119,900	123,508
LEGAL NOTICES	62420	28,049	2,343	30,000	30,000
EQUIPMENT LEASE & RENT	62500			1,500	1,500
RENTS/LEASES-STRUC IMP & GRNDS	62610	5,252	4,872	4,000	4,000
ADVERTISING & PROMOTION SUPP	62801		100		
FINGERPRINT PROCESSING	62833	18,974	23,959	14,000	14,000
SPECIAL MISC EXPENSE-SERVICES	62856	12,176	14,829	15,000	15,000
EMPLOYEE SVCS AWARDS	62886	203	828	4,250	4,250
SUBSCRIPTIONS BOOKS & ED MATER	62890		109	1,500	1,500

COUNTY OF SANTA CRUZ

DETAIL OF FINANCING SOURCES AND USES
GOVERNMENTAL FUNDS
FISCAL YEAR 2019-20

BUDGET UNIT: 51/00/00 -- PERSONNEL
FUNCTION: GENERAL GOVERNMENT
ACTIVITY: PERSONNEL
FUND: 10-000

Detail by Revenue and Expenditure Object		2017-18 Actuals	2018-19 Actual [x] Estimated [ ]	2019-20 Recommended Budget	2019-20 Adopted by the Board of Supervisors
AIR FARE	62910		399	3,000	3,000
AUTO RENTALS	62912		103		
EDUCATION & TRAINING(REPT)	62914	5,546	10,508	5,000	5,000
GAS, OIL, FUEL	62920		17	500	500
LODGING	62922	2,891	1,268	3,500	3,500
MEALS	62924	315	233	1,000	1,000
MILEAGE	62926	1,067	497	2,500	2,500
TRAVEL-OTHER(NON-REPT)	62928	229	107	1,000	1,000
SERV CTR POOL VEH CHARGES	62938	3,050	2,657	2,500	2,500
TOTAL SERVICES AND SUPPLIES		**584,299**	**490,318**	**793,802**	**729,034**
OTHER CHARGES					
PRINCIPAL ON LEASE PURCHASES	74230	3,589	4,008	4,008	4,008
INTEREST ON LEASE PURCHASES	74420	1,617	1,198	1,200	1,200
TOTAL OTHER CHARGES		**5,206**	**5,206**	**5,208**	**5,208**
INTRAFUND TRANSFERS					
INTRA-FD TRF-CO OVERHEAD	95190	-9,537	-245,505	-245,505	-434,394
INTRA-FUND TRF-OTHER	95225	-814,830	-854,240	-886,487	-886,487
TOTAL INTRAFUND TRANSFERS		**-824,367**	**-1,099,745**	**-1,131,992**	**-1,320,881**
TOTAL EXPENDITURES/APPROPRIATIONS		**3,361,257**	**2,910,308**	**3,576,190**	**3,322,533**
NET COST		**994,064**	**257,080**	**879,861**	**566,281**

COUNTY OF SANTA CRUZ

DETAIL OF FINANCING SOURCES AND USES
GOVERNMENTAL FUNDS
FISCAL YEAR 2019-20

BUDGET UNIT: 51/50/20 -- PERSONNEL/RISK MANAGEMENT/LIABILITY AND PROPERTY PROGRAM
FUNCTION: GENERAL GOVERNMENT
ACTIVITY: OTHER GENERAL
FUND: 10-000

Detail by Revenue and Expenditure Object		2017-18 Actuals	2018-19 Actual [x] Estimated [ ]	2019-20 Recommended Budget	2019-20 Adopted by the Board of Supervisors
SERVICES AND SUPPLIES					
OTHER INSURANCE	61535	1,699,406	1,742,629	1,928,743	1,928,743
TOTAL SERVICES AND SUPPLIES		**1,699,406**	**1,742,629**	**1,928,743**	**1,928,743**
INTRAFUND TRANSFERS					
INTRA-FD TRF-CO OVERHEAD	95190	-32,081	-33,480	-33,480	-35,197
TOTAL INTRAFUND TRANSFERS		**-32,081**	**-33,480**	**-33,480**	**-35,197**
TOTAL EXPENDITURES/APPROPRIATIONS		**1,667,325**	**1,709,149**	**1,895,263**	**1,893,546**
NET COST		**1,667,325**	**1,709,149**	**1,895,263**	**1,893,546**

COUNTY OF SANTA CRUZ

DETAIL OF FINANCING SOURCES AND USES
GOVERNMENTAL FUNDS
FISCAL YEAR 2019-20

BUDGET UNIT: 54/00/00 -- PLANNING
FUNCTION: PUBLIC PROTECTION
ACTIVITY: OTHER PROTECTION
FUND: 10-000

Detail by Revenue and Expenditure Object		2017-18 Actuals	2018-19 Actual [x] Estimated [ ]	2019-20 Recommended Budget	2019-20 Adopted by the Board of Supervisors
TAXES					
PENALTIES FOR DEL TAXES-SEE441	40142	1,300			
REDMPTN PNLT -DELTXS-SEE 44143	40143	5,435			
TOTAL TAXES		**6,735**	**0**	**0**	**0**
LICENSES, PERMITS AND FRANCHIS					
CONSTRUCTION PERMITS	40250	1,942,896	1,738,790	2,002,577	2,002,577
CONSTRUCTION PERMITS PROCESS	40251	1,737,059	2,057,721	2,483,242	2,483,242
GRADING PERMITS	40260	617,547	611,704	678,860	678,860
ZONING PERMITS	40272	364,109	387,357	493,854	493,854
TOTAL LICENSES, PERMITS AND FRANCHIS		**4,661,611**	**4,795,572**	**5,658,533**	**5,658,533**
FINES, FORFEITURES & ASSMNTS					
CIVIL PENALTIES	40426	25,035	23,662		
ADMIN CITATION FEE COCD 1.13	40427		10,287	18,000	18,000
PENALTIES FOR DELINQUENT TAXES	44142		1,443		
REDMPTN PNLTIES FOR DELINQ TXS	44143		7,902		
TOTAL FINES, FORFEITURES & ASSMNTS		**25,035**	**43,294**	**18,000**	**18,000**
INTERGOVERNMENTAL REVENUES					
ST-OTHER	40894	55,105		125,000	125,000
FED-HUD	41106	446,339	1,860,244		85,357
TOTAL INTERGOVERNMENTAL REVENUES		**501,444**	**1,860,244**	**125,000**	**210,357**
CHARGES FOR SERVICES					
CODE ENFORC-UNPERMITTD CNSTRCT	41291	47,171	30,488	28,827	28,827
CODE ENFORCEMENT	41293	80,052	53,854	44,905	44,905
ENVIRONMENTAL TECHNICAL REVIEW	41299	64,654	63,164	99,400	99,400
GEOLOGICAL TECHNICAL REVIEW	41301	129,879	125,752	150,000	150,000
MAJOR PROJECTS AT COST SERVICE	41310	918,866	891,849	1,082,434	1,082,434
ENVIRONMENTAL IMPACT SERVICES	41324	164,227		60,000	60,000
PLANNING SERV-GP UPDATE	41331	112,873	37,684		463,997
PLANNING SERVICES OTHER	41332	658,833	777,467	905,169	905,169
HOUSING FEES	41334	8,752	11,139	175,216	175,216
HOUSING IMPLEMENTATION	41335	100,000	150,000	150,000	150,000
QUARRY PRMT INSPCTN SVCS ZNE 4	41342	4,463	2,672	36,338	36,338
STREET ADDRESSING FEES	41353	15,445	9,818	9,042	9,042
RECORDING FEES	41560		27		
ADMINISTRATIVE SERVICES	42010	5,000	5,000	5,000	5,000
COPY CHARGES	42020	3,143	4,528	4,000	4,000
COST RECOVERY-OTHER	42022		59,895		
GENERAL PLAN MAINTENANCE FEE	42043	223,364	221,145	280,742	280,742
OTHER CHARGES CURRENT SERVICES	42047	24,113	24,189	25,000	25,000
TOTAL CHARGES FOR SERVICES		**2,560,835**	**2,468,671**	**3,056,073**	**3,520,070**
MISC. REVENUES					
SALE OF BOARD AGENDA COPIES	42328	1,564	920	500	500
SALES-OTHER-TAXABLE	42334	16		100	100
CASH OVERAGES	42362	-68	-85		

COUNTY OF SANTA CRUZ

DETAIL OF FINANCING SOURCES AND USES
GOVERNMENTAL FUNDS
FISCAL YEAR 2019-20

BUDGET UNIT: 54/00/00 -- PLANNING
FUNCTION: PUBLIC PROTECTION
ACTIVITY: OTHER PROTECTION
FUND: 10-000

Detail by Revenue and Expenditure Object		2017-18 Actuals	2018-19 Actual [x] Estimated [ ]	2019-20 Recommended Budget	2019-20 Adopted by the Board of Supervisors
CONTRIBUTIONS FROM OTHER FUNDS	42367	235,682	202,725	265,828	265,828
CONTRIBUTIONS-OTHER	42371	15,000			
NSF CHECKS-RETURNED CHECK FEES	42381	680	880	800	800
TOTAL MISC. REVENUES		**252,874**	**204,440**	**267,228**	**267,228**
OTHER FINANCING SOURCES					
OPERATING TRANSFER IN	42462				113,799
TOTAL OTHER FINANCING SOURCES		**0**	**0**	**0**	**113,799**
TOTAL REVENUE		**8,008,534**	**9,372,221**	**9,124,834**	**9,787,987**
SALARIES AND EMPLOYEE BENEF					
REGULAR PAY-PERMANENT	51000	5,725,420	6,369,727	6,643,748	6,722,143
OVERTIME PAY-PERMANENT	51005	4,949	14,958		
REGULAR PAY-EXTRA HELP	51010	51,333	44,671	6,094	6,094
DIFFERENTIAL PAY	51040	36,588	35,632	29,345	29,345
OASDI-SOCIAL SECURITY	52010	424,368	469,723	495,982	501,979
PERS	52015	1,089,516	1,279,040	1,569,593	1,588,330
EMPLOYEE INSURANCE & BENEFITS	53010	1,182,610	1,222,304	1,229,088	1,239,758
UNEMPLOYMENT INSURANCE	53015	11,054	12,078	4,299	4,299
WORKERS COMPENSATION INSURANCE	54010	78,737	81,322	90,222	90,222
TOTAL SALARIES AND EMPLOYEE BENEF		**8,604,575**	**9,529,455**	**10,068,371**	**10,182,170**
SERVICES AND SUPPLIES					
TELECOM SERVICES	61220	81,893	85,645	83,216	83,216
LIABILITY INSURANCE	61525	619,627	636,806	576,096	576,096
MAINT-OFFICE EQUIPMNT-SERVICES	61725	7,927	14,273	12,350	12,350
EMPL CERTIFICATES & LICENSES	62010	1,705	1,057	9,993	9,993
MEMBERSHIPS	62020	4,188	4,259	6,967	6,967
MISCELLANEOUS EXPENSE-SERVICES	62111	431	200	500	500
DUPLICATING SERVICES	62214	4,329	-9,153	5,900	5,900
BOOKS	62215	123	23		
PC SOFTWARE PURCHASES	62219	12,606	14,399	18,807	18,807
POSTAGE	62221	27,407	32,864	33,832	33,832
SUBSCRIPTIONS/PERIODICALS	62222	838	400	400	400
SUPPLIES	62223	33,382	32,194	22,000	22,000
INVENTORIABLE ITEMS <5000	62226	78,824	2,658	13,750	13,750
ACCOUNTING AND AUDITING FEES	62301	249	153	700	700
BANKING SERVICES	62310	145	212	180	180
COMPUTER PROF SVCS	62316	68,704	73,819	73,934	73,934
DATA PROCESSING SERVICES	62325	680,154	510,316	604,098	547,856
DATA PROCESSING PRINTING	62326			1,400	1,400
DIRECTORS' FEES	62327	3,375	4,575	7,275	7,275
DPW SERVICES-GENERAL MONEY	62330	2,595			
LEGAL SERVICES	62360	63,825	11,313	30,000	30,000
MANAGEMENT SERVICES	62365	3,474,683	183,782	270,730	270,730
PLANNING SERVICES	62376	842,000		125,000	184,052
PROF & SPECIAL SERV-OTHER	62381	243,348	158,909	86,700	610,469

COUNTY OF SANTA CRUZ

DETAIL OF FINANCING SOURCES AND USES
GOVERNMENTAL FUNDS
FISCAL YEAR 2019-20

BUDGET UNIT: 54/00/00 -- PLANNING
FUNCTION: PUBLIC PROTECTION
ACTIVITY: OTHER PROTECTION
FUND: 10-000

Detail by Revenue and Expenditure Object		2017-18 Actuals	2018-19 Actual [x] Estimated [ ]	2019-20 Recommended Budget	2019-20 Adopted by the Board of Supervisors
PUBLICATION PRINTING COSTS	62415			500	500
LEGAL NOTICES	62420	27,019	30,829	30,600	30,600
RENTS/LEASES-STRUC IMP & GRNDS	62610	854	430	400	400
FIELD EQUIPMENT	62710	1,156	136	2,745	2,745
ADVERTISING & PROMOTION SUPP	62801		373		
EDUCATION AND/OR TRAINING	62826	12,374	17,928	23,100	23,100
SPECIAL MISC EXPENSE-SERVICES	62856	1,871	1,654		
SPECIAL MISC EXPENSE-SUPPLIES	62857			3,000	3,000
PRINTING MATERIALS	62867	146			
REFUND OF PRIOR YEAR REVENUE	62874	14,391			
SUBSCRIPTIONS BOOKS & ED MATER	62890	1,500	1,440	21,401	21,401
AIR FARE	62910	1,106	133	1,417	1,417
AUTO RENTALS	62912	141			
EDUCATION & TRAINING(REPT)	62914	90	1,290		
GAS, OIL, FUEL	62920		307		
LODGING	62922	3,194	2,938	5,914	5,914
MEALS	62924	1,233	611	2,422	2,422
MILEAGE	62926	2,721	2,579	1,860	1,860
TRAVEL-OTHER(NON-REPT)	62928	308	89	580	580
REGISTRATIONS (NON REPT)	62930	4,528	4,581	6,670	6,670
SERVICE CENTER CHARGES	62935	38,384	32,062	32,538	32,461
SERVICE CENTER REPLCMT INCRMNT	62936	7,442	7,442	7,442	8,056
SERVICE CENTER DEPREC CHG	62937	29,326	29,326	29,326	35,245
SERV CTR POOL VEH CHARGES	62938	996	739	850	850
TOTAL SERVICES AND SUPPLIES		**6,401,138**	**1,893,591**	**2,154,593**	**2,687,628**
OTHER CHARGES					
PRINCIPAL ON LEASE PURCHASES	74230	12,163	9,609	14,625	14,625
INTEREST ON LEASE PURCHASES	74420	3,292	2,000	2,825	2,825
CONTRIB TO OTH AGENCIES-GRANTS	75229	291,024	1,592,004		6,928
COUNTY OVERHEAD A87/CP	75315	497,360	436,545	568,873	569,491
TOTAL OTHER CHARGES		**803,839**	**2,040,158**	**586,323**	**593,869**
OTHER FINANCING USES					
OPERATING TRANSFERS OUT	90000		31,373		
TOTAL OTHER FINANCING USES		**0**	**31,373**	**0**	**0**
INTRAFUND TRANSFERS					
INTRA-FUND TRF-OTHER	95225	-4,316,683	-188,003	-609,780	-768,832
TOTAL INTRAFUND TRANSFERS		**-4,316,683**	**-188,003**	**-609,780**	**-768,832**
TOTAL EXPENDITURES/APPROPRIATIONS		**11,492,869**	**13,306,574**	**12,199,507**	**12,694,835**
NET COST		**3,484,335**	**3,934,353**	**3,074,673**	**2,906,848**

COUNTY OF SANTA CRUZ

DETAIL OF FINANCING SOURCES AND USES
GOVERNMENTAL FUNDS
FISCAL YEAR 2019-20

BUDGET UNIT: 57/20/00 -- PROBATION/JUVENILE HALL
FUNCTION: PUBLIC PROTECTION
ACTIVITY: DETENTION & CORRECTION
FUND: 10-000

Detail by Revenue and Expenditure Object		2017-18 Actuals	2018-19 Actual [x] Estimated [ ]	2019-20 Recommended Budget	2019-20 Adopted by the Board of Supervisors
INTERGOVERNMENTAL REVENUES					
ST AID-PROP 172 FR FD72406	40495	906,745	951,657	934,839	954,824
FED-SURPLUS FOOD PROGRAM	40960	29,495	28,330	39,000	39,000
TOTAL INTERGOVERNMENTAL REVENUES		**936,240**	**979,987**	**973,839**	**993,824**
CHARGES FOR SERVICES					
CARE IN COUNTY INSTITUTIONS	41800	25,818	5,819		
TOTAL CHARGES FOR SERVICES		**25,818**	**5,819**	**0**	**0**
MISC. REVENUES					
CAFETERIA SALES	42320	583	420	600	600
OTHER REVENUE	42384		21,656	4,191	4,191
TOTAL MISC. REVENUES		**583**	**22,076**	**4,791**	**4,791**
TOTAL REVENUE		**962,641**	**1,007,882**	**978,630**	**998,615**
SALARIES AND EMPLOYEE BENEF					
REGULAR PAY-PERMANENT	51000	2,264,775	2,323,044	2,377,950	2,377,950
OVERTIME PAY-PERMANENT	51005	86,189	110,545	72,362	72,362
REGULAR PAY-EXTRA HELP	51010	258,686	280,859	249,867	249,867
DIFFERENTIAL PAY	51040	94,387	94,124	96,994	96,994
OASDI-SOCIAL SECURITY	52010	73,140	73,118	60,128	60,128
PERS	52015	593,709	646,508	789,038	789,038
EMPLOYEE INSURANCE & BENEFITS	53010	510,014	525,585	511,340	511,340
UNEMPLOYMENT INSURANCE	53015	23,324	22,279	19,075	19,075
WORKERS COMPENSATION INSURANCE	54010	30,347	41,007	27,706	27,706
TOTAL SALARIES AND EMPLOYEE BENEF		**3,934,571**	**4,117,069**	**4,204,460**	**4,204,460**
SERVICES AND SUPPLIES					
CLOTHING & PERSONAL SUPPLIES	61110	11,041	9,113	14,100	14,100
POLICE SAFETY EQUIP-REPLACE	61115	536	243	500	500
UNIFORM REPLACEMENT	61125		8,762	3,870	3,870
RADIO	61215	29,103	18,229	37,721	37,721
TELECOM SERVICES	61220	4,293	3,463	3,500	3,500
FOOD	61310	65,465	75,917	79,825	79,825
DRY GOODS	61410			2,000	2,000
KITCHEN EXPENSE-SERVICES	61415	6,644	5,151	8,900	8,900
LAUNDRY EXPENSE-SERVICES	61420	13,473	14,536	20,050	20,050
OTHER HOUSEHOLD EXP-SERVICES	61425	3,824	5,569	5,200	5,200
MAINT-OFFICE EQUIPMNT-SERVICES	61725	6,817	10,663	8,686	8,686
MAINT-OTH EQUIP-SERVICES	61730	8,410	4,679	10,072	10,072
FACILITIES MAINT-GENERAL-SERV	61835	3,736			
MAINT-STRUCT/IMPS/GRDS-OTH-SRV	61845	459	206	200	200
MAINT-STRCT/IMPS/GRDS-OTH-SUPP	61846	442	250	750	750
OTHER MEDICAL MATERIALS & SUPP	61922	753	1,004	750	750
PHARMACY SUPPLIES	61926			325	325
MISCELLANEOUS EXPENSE-SERVICES	62111	525		500	500
DUPLICATING SERVICES	62214		-373	250	250
BOOKS	62215		46		

COUNTY OF SANTA CRUZ

DETAIL OF FINANCING SOURCES AND USES
GOVERNMENTAL FUNDS
FISCAL YEAR 2019-20

BUDGET UNIT: 57/20/00 -- PROBATION/JUVENILE HALL
FUNCTION: PUBLIC PROTECTION
ACTIVITY: DETENTION & CORRECTION
FUND: 10-000

Detail by Revenue and Expenditure Object		2017-18 Actuals	2018-19 Actual [x] Estimated [ ]	2019-20 Recommended Budget	2019-20 Adopted by the Board of Supervisors
PC SOFTWARE PURCHASES	62219		960	1,920	1,920
POSTAGE	62221	452	984	1,120	1,120
SUPPLIES	62223	4,810	5,500	5,500	5,500
INVENTORIABLE ITEMS <5000	62226		77,901	1,485	1,485
ACCOUNTING AND AUDITING FEES	62301		75		
DPW SERVICES-GENERAL MONEY	62330	5,039	5,310		
HSA-INTERDEPARTMENT	62350	338,428	341,085	334,512	334,512
HOSPITAL SVCS-INTERDEPARTMENT	62352	2,685	2,873	29,000	29,000
MEDICAL SERVICES	62366	772	265	500	500
MEDICAL SERVICES-OTHER	62367	69			
MEDICAL AND DENTAL CLAIMS	62369	2,086	4,450	5,000	5,000
PERSONNEL SERVICES	62378		31		
PROF & SPECIAL SERV-OTHER	62381	17,897	45,276	36,411	36,411
EQUIPMENT LEASE & RENT	62500	1,881	4,808	5,395	5,395
SMALL TOOLS & INSTRUMENTS	62715		118	100	100
ADVERTISING & PROMOTION SUPP	62801	239	342		
FINGERPRINT PROCESSING	62833		32		
MANAGEMENT CHARGES	62855		42		
SPECIAL MISC EXPENSE-SERVICES	62856	261	180	3,109	3,109
SPECIAL MISC EXPENSE-SUPPLIES	62857	2,353	2,509		
SUBSCRIPTIONS BOOKS & ED MATER	62890	1,321	1,974		
EDUCATION & TRAINING(REPT)	62914		425	500	500
LODGING	62922			500	500
MEALS	62924			480	480
MILEAGE	62926	110	418	640	640
TRAVEL-OTHER(NON-REPT)	62928		157	50	50
PROBATION CENTER	63050	586	609		
UTILITIES	63070	122,609	128,647	116,794	116,794
TOTAL SERVICES AND SUPPLIES		**657,119**	**782,429**	**740,215**	**740,215**
OTHER CHARGES					
PRINCIPAL ON LEASE PURCHASES	74230	809			
INTEREST ON LEASE PURCHASES	74420	22			
TOTAL OTHER CHARGES		**831**	**0**	**0**	**0**
TOTAL EXPENDITURES/APPROPRIATIONS		**4,592,521**	**4,899,498**	**4,944,675**	**4,944,675**
NET COST		**3,629,880**	**3,891,616**	**3,966,045**	**3,946,060**

COUNTY OF SANTA CRUZ

DETAIL OF FINANCING SOURCES AND USES
GOVERNMENTAL FUNDS
FISCAL YEAR 2019-20

BUDGET UNIT: 57/40/00 -- PROBATION/PROBATION
FUNCTION: PUBLIC PROTECTION
ACTIVITY: DETENTION & CORRECTION
FUND: 10-000

Detail by Revenue and Expenditure Object		2017-18 Actuals	2018-19 Actual [x] Estimated [ ]	2019-20 Recommended Budget	2019-20 Adopted by the Board of Supervisors
FINES, FORFEITURES & ASSMNTS					
DUI FINES	40364	15,525	19,413	15,500	15,500
PROBATION IMPOSED PENALTIES	40422	9,480	7,454	7,000	7,000
TOTAL FINES, FORFEITURES & ASSMNTS		**25,005**	**26,867**	**22,500**	**22,500**
INTERGOVERNMENTAL REVENUES					
ST AID-PROP 172 FR FD72406	40495	2,280,427	2,393,378	2,351,082	2,401,342
ST-CORRECTIONS	40784	852,006	1,193,165	1,094,474	3,032,692
ST-SB 924 CDC TRAINING	40796	38,607	40,510	40,510	40,510
ST-STATE-JUVENILE PROBTN FNDNG	40855	1,238,635	1,436,961	1,697,876	1,737,876
ST-MANDATED COST REIMBURSEMENT	40872	170,488	156,752	139,347	139,347
ST-SPP LW ENFRC SV SLESA/SLESF	40883	872,889	1,097,926	1,216,839	1,216,839
ST-VICTIM COMPENSATION PROG	40889	50,326	33,784	40,000	40,000
ST-OTHER	40894	204,390	381,984	183,734	183,734
ST-SB163 WRAPAROUND PROGRAM	40895	232,833	127,123	416,768	416,768
ST-AB109 PROGRAM	40901	4,881,851	5,773,997	6,437,221	6,452,586
ST-CCPIF SB678 PC1230(A)	40903	2,235,780	1,605,323	1,190,249	1,190,249
FED-MAA/TCM MEDI-CAL ADMIN ACT	40935	135,677	102,256	540,128	540,128
FED-OTHER	41096	830,162	530,165	386,661	408,158
FED-PROBATION TITLE IVE	41097	507,962	545,837	474,670	474,670
AID FROM OTHER GOV AGENCIES	41155	140,000		39,000	39,000
TOTAL INTERGOVERNMENTAL REVENUES		**14,672,033**	**15,419,161**	**16,248,559**	**18,313,899**
CHARGES FOR SERVICES					
PROBATION SERVICES FEE	41474	62,196	61,448	30,000	30,000
DOMESTIC VIOLENCE DIVERSN FEES	41526	606	124		
ELECTRONIC SUPERVISION PROGRAM	41532	76			
OTHER LAW ENFORCEMENT SERVICES	41548	1,887	543	4,750	4,750
OTHER CHARGES CURRENT SERVICES	42047	104,372	78,361	81,803	81,803
TOTAL CHARGES FOR SERVICES		**169,137**	**140,476**	**116,553**	**116,553**
MISC. REVENUES					
CONTRIBUTIONS FROM OTHER FUNDS	42367	124,082	140,852	153,021	153,021
OTHER REVENUE	42384	34,048	33,820		30,000
TOTAL MISC. REVENUES		**158,130**	**174,672**	**153,021**	**183,021**
OTHER FINANCING SOURCES					
INCPTN OF LSE PRCH AGRMT NCGA5	42473		2,225		
TOTAL OTHER FINANCING SOURCES		**0**	**2,225**	**0**	**0**
TOTAL REVENUE		**15,024,305**	**15,763,401**	**16,540,633**	**18,635,973**
SALARIES AND EMPLOYEE BENEF					
REGULAR PAY-PERMANENT	51000	7,370,307	7,985,253	8,267,781	8,406,192
OVERTIME PAY-PERMANENT	51005	114,456	103,515		
REGULAR PAY-EXTRA HELP	51010	65,970	64,747	22,226	22,226
DIFFERENTIAL PAY	51040	99,381	114,366	104,241	104,241
OASDI-SOCIAL SECURITY	52010	209,261	224,436	228,319	230,147
PERS	52015	1,835,112	2,032,230	2,576,793	2,617,678
EMPLOYEE INSURANCE & BENEFITS	53010	1,570,216	1,677,773	1,696,252	1,712,429

COUNTY OF SANTA CRUZ

DETAIL OF FINANCING SOURCES AND USES
GOVERNMENTAL FUNDS
FISCAL YEAR 2019-20

BUDGET UNIT: 57/40/00 -- PROBATION/PROBATION
FUNCTION: PUBLIC PROTECTION
ACTIVITY: DETENTION & CORRECTION
FUND: 10-000

Detail by Revenue and Expenditure Object		2017-18 Actuals	2018-19 Actual [x] Estimated [ ]	2019-20 Recommended Budget	2019-20 Adopted by the Board of Supervisors
UNEMPLOYMENT INSURANCE	53015	11,551	15,570	11,526	11,526
WORKERS COMPENSATION INSURANCE	54010	386,399	387,686	312,726	312,726
TOTAL SALARIES AND EMPLOYEE BENEF		**11,662,653**	**12,605,576**	**13,219,864**	**13,417,165**
SERVICES AND SUPPLIES					
CLOTHING & PERSONAL SUPPLIES	61110	340	804	1,000	1,000
POLICE SAFETY EQUIP-REPLACE	61115	10,454	9,931	20,000	20,000
UNIFORM REPLACEMENT	61125		15		
RADIO	61215	13,657	11,510	23,739	23,739
TELECOM SERVICES	61220	176,944	180,430	208,966	208,966
FOOD	61310	19,883	19,214	17,025	17,025
DRY GOODS	61410	136			
KITCHEN EXPENSE-SERVICES	61415		24		
MAINT-OFFICE EQUIPMNT-SERVICES	61725	11,156	6,289	12,791	12,791
MAINT-STRUCT/IMPS/GRDS-OTH-SRV	61845	-902	109		15,654
OTHER MEDICAL MATERIALS & SUPP	61922	11	30		
MEMBERSHIPS	62020	9,583	9,599	7,815	7,815
MISCELLANEOUS EXPENSE-SERVICES	62111	970	1,300	500	500
CASH SHORTAGES	62112		10		
DUPLICATING SERVICES	62214	6,328	-5,432	2,500	2,500
BOOKS	62215	4,835	3,311		
FORMS-FROM OUTSIDE VENDOR	62216	922			
PC SOFTWARE PURCHASES	62219	34,636	36,014	41,864	41,864
POSTAGE	62221	16,424	16,938	21,200	21,200
SUBSCRIPTIONS/PERIODICALS	62222	149		150	150
SUPPLIES	62223	28,573	37,430	40,202	52,463
INVENTORIABLE ITEMS <5000	62226	32,957	57,156	17,820	17,820
SOFTWARE LICENSE SERVICES	62227		595		
ACCOUNTING AND AUDITING FEES	62301		75		
DATA PROCESSING SERVICES	62325	376,255	404,147	396,979	667,455
DPW SERVICES-GENERAL MONEY	62330	36,189	15,545	150,000	150,000
HSA-INTERDEPARTMENT	62350	689,613	730,070	1,245,876	1,394,522
HOSPITAL SVCS-INTERDEPARTMENT	62352	130,000	130,000	130,000	130,000
MEDICAL SERVICES	62366	30,680	23,039	91,600	91,600
MEDICAL SERVICES-OTHER	62367	543,846	306,642	450,401	450,401
PROF & SPECIAL SERV-OTHER	62381	2,665,357	2,792,371	2,994,204	4,741,077
PUBLIC DEFENDER/SPECIAL	62386		1,789		
EQUIPMENT LEASE & RENT	62500	20,900	29,698	33,200	33,200
RENTS/LEASES-STRUC IMP & GRNDS	62610	190,535	265,426	292,376	292,376
ADVERTISING & PROMOTION SUPP	62801	165			
ELECTION OFFICERS	62828	5			
FINGERPRINT PROCESSING	62833		608		
SPECIAL MISC EXPENSE-SERVICES	62856	6,513	6,115	13,025	13,025
SPECIAL MISC EXPENSE-SUPPLIES	62857	19,316	107,075	26,424	26,424
PREVENTION PROGRAM	62866	1,000	540		

COUNTY OF SANTA CRUZ

DETAIL OF FINANCING SOURCES AND USES
GOVERNMENTAL FUNDS
FISCAL YEAR 2019-20

BUDGET UNIT: 57/40/00 -- PROBATION/PROBATION
FUNCTION: PUBLIC PROTECTION
ACTIVITY: DETENTION & CORRECTION
FUND: 10-000

Detail by Revenue and Expenditure Object		2017-18 Actuals	2018-19 Actual [x] Estimated [ ]	2019-20 Recommended Budget	2019-20 Adopted by the Board of Supervisors
SUBSCRIPTIONS BOOKS & ED MATER	62890	454	2,069		
TEMP ASST NEEDY FAM (TANF)	62891	975	943	1,000	1,000
AIR FARE	62910	17,259	12,678	24,000	24,000
AUTO RENTALS	62912	4,482	737	5,500	5,500
EDUCATION & TRAINING(REPT)	62914	55,388	63,948	50,000	50,000
GAS, OIL, FUEL	62920	1,234	1,088		
LODGING	62922	49,848	53,307	54,000	54,000
MEALS	62924	27,276	25,888	26,600	26,600
MILEAGE	62926	29,740	23,546	41,250	41,250
TRAVEL-OTHER(NON-REPT)	62928	4,200	2,973	2,500	2,500
SERVICE CENTER CHARGES	62935	72,935	41,037	58,509	49,927
SERVICE CENTER REPLCMT INCRMNT	62936	4,351	12,913	12,913	16,458
SERVICE CENTER DEPREC CHG	62937	18,089	35,873	35,873	38,501
SERV CTR POOL VEH CHARGES	62938	473	1,792		
UTILITIES	63070	39,597	42,207	41,000	41,000
TOTAL SERVICES AND SUPPLIES		**5,403,731**	**5,519,416**	**6,592,802**	**8,784,303**
OTHER CHARGES					
PRINCIPAL ON LEASE PURCHASES	74230	3,951	230		
INTEREST ON LEASE PURCHASES	74420	286	132		
CERT OF PARTIC CONTRIB	75216	26,302	26,355	26,759	26,759
COUNTY OVERHEAD GRANTS	75316	13,427	7,208	6,395	6,395
TOTAL OTHER CHARGES		**43,966**	**33,925**	**33,154**	**33,154**
FIXED ASSETS					
EQUIPMENT	86204		2,225		
TOTAL FIXED ASSETS		**0**	**2,225**	**0**	**0**
OTHER FINANCING USES					
OPERATING TRANSFERS OUT	90000	129,443			
TOTAL OTHER FINANCING USES		**129,443**	**0**	**0**	**0**
INTRAFUND TRANSFERS					
INTRA-FUND TRF-CORRECTIONS	95200	-100,402			
INTRA-FUND TRF-PROBATION	95228		-145,392	-157,155	-157,155
TOTAL INTRAFUND TRANSFERS		**-100,402**	**-145,392**	**-157,155**	**-157,155**
TOTAL EXPENDITURES/APPROPRIATIONS		**17,139,391**	**18,015,750**	**19,688,665**	**22,077,467**
NET COST		**2,115,086**	**2,252,349**	**3,148,032**	**3,441,494**

COUNTY OF SANTA CRUZ

DETAIL OF FINANCING SOURCES AND USES
GOVERNMENTAL FUNDS
FISCAL YEAR 2019-20

BUDGET UNIT: 57/60/00 -- PROBATION/STATE CORRECTIONAL SCHOOLS
FUNCTION: PUBLIC PROTECTION
ACTIVITY: DETENTION & CORRECTION
FUND: 10-000

Detail by Revenue and Expenditure Object		2017-18 Actuals	2018-19 Actual [x] Estimated [ ]	2019-20 Recommended Budget	2019-20 Adopted by the Board of Supervisors
SERVICES AND SUPPLIES					
MEDICAL SERVICES-OTHER	62367			40,140	40,140
TOTAL SERVICES AND SUPPLIES		**0**	**0**	**40,140**	**40,140**
OTHER CHARGES					
SUPPORT AND CARE OF PERSNS-OTH	74088	16,570	36,427	24,000	24,000
TOTAL OTHER CHARGES		**16,570**	**36,427**	**24,000**	**24,000**
TOTAL EXPENDITURES/APPROPRIATIONS		**16,570**	**36,427**	**64,140**	**64,140**
NET COST		**16,570**	**36,427**	**64,140**	**64,140**

COUNTY OF SANTA CRUZ

DETAIL OF FINANCING SOURCES AND USES
GOVERNMENTAL FUNDS
FISCAL YEAR 2019-20

BUDGET UNIT: 57/70/00 -- PROBATION/CARE OF COURT WARDS
FUNCTION: PUBLIC ASSISTANCE
ACTIVITY: CARE OF COURT WARDS
FUND: 10-000

Detail by Revenue and Expenditure Object		2017-18 Actuals	2018-19 Actual [x] Estimated [ ]	2019-20 Recommended Budget	2019-20 Adopted by the Board of Supervisors
CHARGES FOR SERVICES					
CARE IN PRIVTE INST-BRDNG HME	41802	985	306		
TOTAL CHARGES FOR SERVICES		**985**	**306**	**0**	**0**
TOTAL REVENUE		**985**	**306**	**0**	**0**
SERVICES AND SUPPLIES					
HSA-INTERDEPARTMENT	62350			30,000	30,000
TOTAL SERVICES AND SUPPLIES		**0**	**0**	**30,000**	**30,000**
OTHER CHARGES					
FOSTER CARE & JUVENLE INSTITUT	74032	259,155	150,110	239,375	239,375
TOTAL OTHER CHARGES		**259,155**	**150,110**	**239,375**	**239,375**
TOTAL EXPENDITURES/APPROPRIATIONS		**259,155**	**150,110**	**269,375**	**269,375**
NET COST		**258,170**	**149,804**	**269,375**	**269,375**

COUNTY OF SANTA CRUZ

DETAIL OF FINANCING SOURCES AND USES
GOVERNMENTAL FUNDS
FISCAL YEAR 2019-20

BUDGET UNIT: 59/00/00 -- PUBLIC DEFENDER
FUNCTION: PUBLIC PROTECTION
ACTIVITY: JUDICIAL
FUND: 10-000

Detail by Revenue and Expenditure Object		2017-18 Actuals	2018-19 Actual [x] Estimated [ ]	2019-20 Recommended Budget	2019-20 Adopted by the Board of Supervisors
INTERGOVERNMENTAL REVENUES					
ST-MANDATED COST REIMBURSEMENT	40872		1,520		
ST-AB109 PROGRAM	40901	110,500		111,000	111,000
TOTAL INTERGOVERNMENTAL REVENUES		**110,500**	**1,520**	**111,000**	**111,000**
CHARGES FOR SERVICES					
PUBLIC DEFENDER FEES	41260	7,178	11,296	8,000	8,000
PUBLIC DEFENDER REGISTR FEES	41262	36,513	34,668	45,000	45,000
TOTAL CHARGES FOR SERVICES		**43,691**	**45,964**	**53,000**	**53,000**
TOTAL REVENUE		**154,191**	**47,484**	**164,000**	**164,000**
SERVICES AND SUPPLIES					
JANITORIAL SERVICES	61412	2,580			
MISCELLANEOUS EXPENSE-SERVICES	62111	2,100	2,100	3,800	3,800
DUPLICATING SERVICES	62214		-7	1,100	1,100
SUPPLIES	62223	66,629	64,248	75,000	75,000
PROF & SPECIAL SERV-OTHER	62381	1,329,831	1,462,346	1,450,000	1,850,000
PUB DEF CONFLICTS CONTRACT	62384	2,254,176	2,333,080	2,414,738	2,414,738
PUBLIC DEFENDER CONTRACT	62385	7,004,738	7,249,938	7,503,638	7,503,638
PUBLIC DEFENDER/SPECIAL	62386	616,840	327,015	750,000	865,960
RENTS/LEASES-STRUC IMP & GRNDS	62610	74,448	74,009	78,969	82,924
UTILITIES	63070	4,268	6,067	5,000	5,000
TOTAL SERVICES AND SUPPLIES		**11,355,610**	**11,518,796**	**12,282,245**	**12,802,160**
TOTAL EXPENDITURES/APPROPRIATIONS		**11,355,610**	**11,518,796**	**12,282,245**	**12,802,160**
NET COST		**11,201,419**	**11,471,312**	**12,118,245**	**12,638,160**

COUNTY OF SANTA CRUZ

DETAIL OF FINANCING SOURCES AND USES
GOVERNMENTAL FUNDS
FISCAL YEAR 2019-20

BUDGET UNIT: 60/20/00 -- PUBLIC WORKS/ROADS
FUNCTION: GENERAL GOVERNMENT
ACTIVITY: PROP MGMT
FUND: 10-900 REAL ESTATE

Detail by Revenue and Expenditure Object		2017-18 Actuals	2018-19 Actual [x] Estimated [ ]	2019-20 Recommended Budget	2019-20 Adopted by the Board of Supervisors
REV FROM USE OF MONEY & PROP					
RENTS & CONCESSIONS	40440	16,847	8,161	8,487	8,487
TOTAL REV FROM USE OF MONEY & PROP		**16,847**	**8,161**	**8,487**	**8,487**
MISC. REVENUES					
OTHER REVENUE	42384			6,000	6,000
TOTAL MISC. REVENUES		**0**	**0**	**6,000**	**6,000**
OTHER FINANCING SOURCES					
SLS OF FIXED ASSETS-NONTAXABLE	42450	23,500			
TOTAL OTHER FINANCING SOURCES		**23,500**	**0**	**0**	**0**
TOTAL REVENUE		**40,347**	**8,161**	**14,487**	**14,487**
SERVICES AND SUPPLIES					
DPW SERVICES-GENERAL MONEY	62330	239,240	343,964	171,134	171,134
TOTAL SERVICES AND SUPPLIES		**239,240**	**343,964**	**171,134**	**171,134**
TOTAL EXPENDITURES/APPROPRIATIONS		**239,240**	**343,964**	**171,134**	**171,134**
NET COST		**198,893**	**335,803**	**156,647**	**156,647**

COUNTY OF SANTA CRUZ

DETAIL OF FINANCING SOURCES AND USES
GOVERNMENTAL FUNDS
FISCAL YEAR 2019-20

BUDGET UNIT: 60/20/00 -- PUBLIC WORKS/ROADS
FUNCTION: GENERAL GOVERNMENT
ACTIVITY: OTHER GENERAL
FUND: 10-901 SURVEYOR

Detail by Revenue and Expenditure Object		2017-18 Actuals	2018-19 Actual [x] Estimated [ ]	2019-20 Recommended Budget	2019-20 Adopted by the Board of Supervisors
CHARGES FOR SERVICES					
CORNER RECORD	41294	340	290	560	560
DEVELOPMENT REVIEW GROUP	41296	500		3,000	3,000
MONUMENTATION FEES	41316	8,357	27,710	30,000	30,000
PLAN CHECKING FEES	41322	53,803		100,000	100,000
RECORD OF SURVEY CHECKING	41346	15,730	27,535	30,500	30,500
HOUSEHOLD HAZARD WASTE COORDIN	41646	450			
TOTAL CHARGES FOR SERVICES		**79,180**	**55,535**	**164,060**	**164,060**
MISC. REVENUES					
SALES-OTHER-NON TAXABLE	42332	4,008	2,396	10,000	10,000
SALES-OTHER-TAXABLE	42334	966	596	5,000	5,000
TOTAL MISC. REVENUES		**4,974**	**2,992**	**15,000**	**15,000**
TOTAL REVENUE		**84,154**	**58,527**	**179,060**	**179,060**
SERVICES AND SUPPLIES					
DPW SERVICES-GENERAL MONEY	62330	123,479	71,468	188,560	188,560
TOTAL SERVICES AND SUPPLIES		**123,479**	**71,468**	**188,560**	**188,560**
INTRAFUND TRANSFERS					
INTRA-FUND TRF-OTHER	95225	-2,667	-308		
TOTAL INTRAFUND TRANSFERS		**-2,667**	**-308**	**0**	**0**
TOTAL EXPENDITURES/APPROPRIATIONS		**120,812**	**71,160**	**188,560**	**188,560**
NET COST		**36,658**	**12,633**	**9,500**	**9,500**

COUNTY OF SANTA CRUZ

DETAIL OF FINANCING SOURCES AND USES
GOVERNMENTAL FUNDS
FISCAL YEAR 2019-20

BUDGET UNIT: 60/20/00 -- PUBLIC WORKS/ROADS
FUNCTION: PUBLIC WAYS AND FACILITIES
ACTIVITY: PARKING FACILITIES
FUND: 10-902 LIVE OAK PARKING

Detail by Revenue and Expenditure Object		2017-18 Actuals	2018-19 Actual [x] Estimated [ ]	2019-20 Recommended Budget	2019-20 Adopted by the Board of Supervisors
LICENSES, PERMITS AND FRANCHIS					
ROAD PRIVILEGES & PERMITS	40262	130,759	128,979	150,000	150,000
TOTAL LICENSES, PERMITS AND FRANCHIS		**130,759**	**128,979**	**150,000**	**150,000**
TOTAL REVENUE		**130,759**	**128,979**	**150,000**	**150,000**
SERVICES AND SUPPLIES					
DPW SERVICES-GENERAL MONEY	62330	192,018	209,398	215,000	215,000
TOTAL SERVICES AND SUPPLIES		**192,018**	**209,398**	**215,000**	**215,000**
TOTAL EXPENDITURES/APPROPRIATIONS		**192,018**	**209,398**	**215,000**	**215,000**
NET COST		**61,259**	**80,419**	**65,000**	**65,000**

COUNTY OF SANTA CRUZ

DETAIL OF FINANCING SOURCES AND USES
GOVERNMENTAL FUNDS
FISCAL YEAR 2019-20

BUDGET UNIT: 60/20/00 -- PUBLIC WORKS/ROADS
FUNCTION: PUBLIC PROTECTION
ACTIVITY: PROTECT INSPECTION
FUND: 10-903 CONSTRUCTION INSPECTION

Detail by Revenue and Expenditure Object		2017-18 Actuals	2018-19 Actual [x] Estimated [ ]	2019-20 Recommended Budget	2019-20 Adopted by the Board of Supervisors
CHARGES FOR SERVICES					
INSPECTION CHARGES	41304	87,827		100,000	100,000
TOTAL CHARGES FOR SERVICES		**87,827**	**0**	**100,000**	**100,000**
TOTAL REVENUE		**87,827**	**0**	**100,000**	**100,000**
SERVICES AND SUPPLIES					
DPW SERVICES-GENERAL MONEY	62330	87,827	4,475	100,000	100,000
TOTAL SERVICES AND SUPPLIES		**87,827**	**4,475**	**100,000**	**100,000**
TOTAL EXPENDITURES/APPROPRIATIONS		**87,827**	**4,475**	**100,000**	**100,000**
NET COST		**0**	**4,475**	**0**	**0**

COUNTY OF SANTA CRUZ

DETAIL OF FINANCING SOURCES AND USES
GOVERNMENTAL FUNDS
FISCAL YEAR 2019-20

BUDGET UNIT: 60/50/00 -- PUBLIC WORKS/ENGINEERING
FUNCTION: GENERAL GOVERNMENT
ACTIVITY: OTHER GENERAL
FUND: 10-904 ENGINEERING

Detail by Revenue and Expenditure Object		2017-18 Actuals	2018-19 Actual [x] Estimated [ ]	2019-20 Recommended Budget	2019-20 Adopted by the Board of Supervisors
CHARGES FOR SERVICES					
PARCEL MAP CHECKING FEES	41320			50,000	50,000
ROAD PLANNING-RESIDENTIAL	41349	59,161	61,500	80,000	80,000
ROAD PLANNING - COMMERCIAL	41351	16,632	14,529	30,000	30,000
DEVELOPMENT REVIEW GROUP	41614	1,592	2,379	4,000	4,000
TOTAL CHARGES FOR SERVICES		**77,385**	**78,408**	**164,000**	**164,000**
TOTAL REVENUE		**77,385**	**78,408**	**164,000**	**164,000**
SERVICES AND SUPPLIES					
DPW SERVICES-GENERAL MONEY	62330	77,490	78,408	164,000	164,000
TOTAL SERVICES AND SUPPLIES		**77,490**	**78,408**	**164,000**	**164,000**
TOTAL EXPENDITURES/APPROPRIATIONS		**77,490**	**78,408**	**164,000**	**164,000**
NET COST		**105**	**0**	**0**	**0**

COUNTY OF SANTA CRUZ

DETAIL OF FINANCING SOURCES AND USES
GOVERNMENTAL FUNDS
FISCAL YEAR 2019-20

BUDGET UNIT: 60/20/00 -- PUBLIC WORKS/ROADS
FUNCTION: PUBLIC WAYS AND FACILITIES
ACTIVITY: PUBLIC WAYS
FUND: 21-220 TRANSPORTATION

Detail by Revenue and Expenditure Object		2017-18 Actuals	2018-19 Actual [x] Estimated [ ]	2019-20 Recommended Budget	2019-20 Adopted by the Board of Supervisors
REV FROM USE OF MONEY & PROP					
INTEREST	40430	3,392	829	200	200
TOTAL REV FROM USE OF MONEY & PROP		**3,392**	**829**	**200**	**200**
CHARGES FOR SERVICES					
OTHER ROAD & STREET SERVICES	41582		415,359	175,000	175,000
TOTAL CHARGES FOR SERVICES		**0**	**415,359**	**175,000**	**175,000**
TOTAL REVENUE		**3,392**	**416,188**	**175,200**	**175,200**
SERVICES AND SUPPLIES					
DPW SERVICES-GENERAL MONEY	62330	186,573	221,671	268,278	554,726
TOTAL SERVICES AND SUPPLIES		**186,573**	**221,671**	**268,278**	**554,726**
TOTAL EXPENDITURES/APPROPRIATIONS		**186,573**	**221,671**	**268,278**	**554,726**
NET COST		**183,181**	**-194,517**	**93,078**	**379,526**

COUNTY OF SANTA CRUZ

DETAIL OF FINANCING SOURCES AND USES
GOVERNMENTAL FUNDS
FISCAL YEAR 2019-20

BUDGET UNIT: 60/20/00 -- PUBLIC WORKS/ROADS
FUNCTION: PUBLIC WAYS AND FACILITIES
ACTIVITY: PUBLIC WAYS
FUND: 25 ROADS

Detail by Revenue and Expenditure Object		2017-18 Actuals	2018-19 Actual [x] Estimated [ ]	2019-20 Recommended Budget	2019-20 Adopted by the Board of Supervisors
TAXES					
MEAS D 1/2 CENT-SALES TAX	40186	2,969,212	3,243,303	2,648,392	2,648,392
TOTAL TAXES		**2,969,212**	**3,243,303**	**2,648,392**	**2,648,392**
REV FROM USE OF MONEY & PROP					
INTEREST	40430	-115,265	-280,478	-180,000	-180,000
RENTS & CONCESSIONS	40440	6,480	5,844	44,000	44,000
TOTAL REV FROM USE OF MONEY & PROP		**-108,785**	**-274,634**	**-136,000**	**-136,000**
INTERGOVERNMENTAL REVENUES					
ST-HIGHWAY USER TAX-SEC 2103	40458	1,027,199	884,749	2,259,354	2,259,354
ST-HIGHWAY USER TAX-SEC 2104	40460	2,403,624	2,642,639	2,684,020	2,684,020
ST-HIGHWAY USER TAX-SEC 2106	40462	822,542	624,480	640,526	640,526
ST HWY TX-SEC 2105(A)/PROP 111	40464	1,430,152	1,453,506	1,461,713	1,461,713
ST HWY TX- SB1 2017	40465	983,532	4,590,496	5,204,294	5,204,294
ST-RSTPX RG SRF TRNSP PRG EXCH	40761	315,062	2,110,983	987,000	1,263,809
ST-STIP STATE TRANSP IMPRV PRG	40770	156,522			
ST-NATURAL DISASTER ASSISTANCE	40810	1,007,252	2,159,010	1,047,499	1,104,604
ST-COASTAL CONSERVANCY	40860	45,000			
ST-EXCHANGE FUNDS FAS/FAU	40866	324,813	324,813	324,813	324,813
ST-TRAN CNGSTN IMPRVMT-PROP 42	40887	299,933	298,735		
ST-OTHER	40894	700,001	551,111	2,582,000	2,620,284
FED-FAS/FAU EMERGENCY RELIEF	41044	7,283,642	8,601,581	10,032,220	12,171,008
FED-HAZARD ELIMINATION SAFETY	41050	95,101	1,955,110	831,297	1,058,168
FED-FEMA	41093	6,007,751	3,770,642	3,435,600	5,450,498
FED-HBRR	41094	432,933	2,566,756	7,220,000	8,477,169
FED-MISC GRANTS	41095	-145,060			
FED-OTHER	41096	244,187	39,995		
TOTAL INTERGOVERNMENTAL REVENUES		**23,434,186**	**32,574,606**	**38,710,336**	**44,720,260**
CHARGES FOR SERVICES					
ENCROACHMENT FEES	41570	302,160	395,558	315,000	315,000
OTHER ROAD & STREET SERVICES	41582	862,415	860,405	950,000	1,024,438
STREET SIGN CONSTRUCTION	41584	2,045	1,877	2,500	2,500
OTHER WASTE HAULER PAYMENTS	41847	634,757	913,326	1,400,000	1,650,000
COPY CHARGES	42020	30			
TOTAL CHARGES FOR SERVICES		**1,801,407**	**2,171,166**	**2,667,500**	**2,991,938**
MISC. REVENUES					
INSURANCE PROCEEDS	42375		1,146,382	845,500	1,396,251
OTHER REVENUE	42384	20,419	546,216	10,000	502,808
TOTAL MISC. REVENUES		**20,419**	**1,692,598**	**855,500**	**1,899,059**
OTHER FINANCING SOURCES					
OPERATING TRANSFER IN	42462	1,098,042	660,160		6,718,730
TOTAL OTHER FINANCING SOURCES		**1,098,042**	**660,160**	**0**	**6,718,730**
TOTAL REVENUE		**29,214,481**	**40,067,199**	**44,745,728**	**58,842,379**
SERVICES AND SUPPLIES					
DPW SERVICES-GENERAL MONEY	62330	30,170,415	32,677,954	44,347,908	61,139,010

COUNTY OF SANTA CRUZ

DETAIL OF FINANCING SOURCES AND USES
GOVERNMENTAL FUNDS
FISCAL YEAR 2019-20

BUDGET UNIT: 60/20/00 -- PUBLIC WORKS/ROADS
FUNCTION: PUBLIC WAYS AND FACILITIES
ACTIVITY: PUBLIC WAYS
FUND: 25 ROADS

Detail by Revenue and Expenditure Object	2017-18 Actuals	2018-19 Actual [x] Estimated [ ]	2019-20 Recommended Budget	2019-20 Adopted by the Board of Supervisors
TOTAL SERVICES AND SUPPLIES	**30,170,415**	**32,677,954**	**44,347,908**	**61,139,010**
TOTAL EXPENDITURES/APPROPRIATIONS	**30,170,415**	**32,677,954**	**44,347,908**	**61,139,010**
NET COST	**955,934**	**-7,389,245**	**-397,820**	**2,296,631**

ADOPTED 2019-2020 ROAD AND DRAINAGE PROGRAM
INCLUDING TRAFFIC (TIF) ROADSIDE (RIF) IMPROVEMENT FUNDS

PROJECT AND LOCATION	2019-2020 ADOPTED
OPERATIONS MAINTENANCE PROGRAM	7,940,069
ENGINEERING PROGRAM	1,575,774
BRIDGE PREVENTATIVE MAINTENANCE PROGRAM (BPMP)	
CONCRETE SPALL REPAIR (E. ZAYANTE RD) - CONST.	65,000
CONFERENCE DRIVE BRIDGE SCOUR MITIGATION	10,000
DESIGN - TWO BAR BRIDGE	5,000
SWANTON, OLD SC HWY - CLEAN/PAINT STEEL BRIDGE MEMBERS	20,000
BRIDGE PROGRAM (HBP)	
BRIMBLECOME BRIDGE REPLACEMENT/SAN LORENZO RIVER (DESIGN)	20,000
EITHER WAY LN BRIDGE REPLACEMENT/SAN LORENZO R. (DESIGN)	50,000
FERN DR BRIDGE REPLACEMENT/SAN LORENZO RIVER (CONST)	419,419
FOREST HILL BRIDGE REPLACEMENT/BEAR CREEK (DESIGN)	50,000
GREEN VALLEY RD BRIDGE REPLACE/CASSERLY CREEK (DESIGN)	75,000
LARKSPUR ST BRIDGE REPLACEMENT/SAN LORENZO RIVER (DESIGN)	60,000
LOMPICO RD BRIDGE REPLACEMENT/LOMPICO CREEK (DESIGN)	75,000
QUAIL HOLLOW RD BRIDGE REPLACEMENT/ZAYANTE CREEK	75,000
RANCHO RIO AVE BRIDGE REPLACEMENT/NEWELL CREEK (DESIGN)	50,000
REDWOOD RD BRIDGE REPLACE/BROWNS CREEK TRIBUTARY (CONST)	1,670,659
SAN LORENZO BRIDGE REPLACE/SAN LORENZO RIVER (CONST)	5,362,874
SWANTON / BIG CREEK (CONST)	469,217
CONSTRUCTION	
APTOS VILLAGE CIRCULATION	328,155
APTOS VILLAGE PLAN IMPROVEMENTS	179,080
CAPITOAL ROAD/ARANA GULCH CULVERT REPAIR	655,000
PLACE DE MER CULVERT REPAIR	100,000
STATE PARK DRIVE IMPROVEMENTS	717,483
TWIN LAKES BEACH IMPROVMENTS - IN CLOSE OUT	26,628
CONSTRUCTION - DESIGN PHASE	
ROBERTSON AT SOQUEL DRIVE SIGNAL	120,000
HOLOHAN ROAD @ HWY 152 INTERSECTION DESIGN	138,284
SOQUEL DRIVE TO 41ST AVE DEDICATED RIGHT TURN	10,000
SOQUEL DRIVE TO SOQUEL AVE DEDICATED RIGHT TURN	10,000
CAPITOLA ROAD 7TH AVE TO 17 AVE WIDEN	15,000
CAPITOLA ROAD - CHANTICLEER WIDEN	5,000
CONSTRUCTION COMPLETED - LANDSCAPE MAINTENANCE	
NELSON ROAD 2011 SLIDE	7,500
NORTH RODEO GULCH PM 4.75	4,000
GRAHAM HILL RD BRIDGE	2,000
MAIN STREET IMPROVEMENTS	800
SMITH GRADE ROAD	2,300
DISABILITY ACCESS FACILITY ENGINEER. & CONST.	
APTOS ROADSIDE COMPONENT	20,000
LIVE OAK ROADSIDE COMPONENT	10,000
PAJARO ROADSIDE COMPONENT	5,000
SOQUEL ROADSIDE COMPONENT	15,000
HSIP GRANTS - GUARDRAIL AND STRIPING	

ADOPTED 2019-2020 ROAD AND DRAINAGE PROGRAM
INCLUDING TRAFFIC (TIF) ROADSIDE (RIF) IMPROVEMENT FUNDS

PROJECT AND LOCATION	2019-2020 ADOPTED
NORTH COUNTY	57,194
MID COUNTY	86,371
SOUTH COUNTY	26,801
COUNTY RFB VARIOUS LACATIONS	200,000
EL RANCHO/LA MADRONA METAL BEAM GUARDRAIL	50,000
LA MADRONA GUARDRAIL	124,899
MBGR UPGRADES (VARIOUS LOCATIONS)	450,000
RTC RFB VAROUS LOCATIONS	200,000
PAVEMENT MANAGEMENT PROJECT	
2019 MEASURE D RESURFACING PROJECT	2,599,066
2020 MEASURE D RESURFACING PROJECT	2,700,000
2021 MEASURE D RESURFACING PROJECT	902,303
GLEN ARBOR ROAD RESURFACING PROJECT	400,000
GWR - VEHICLE IMPACT FEE - ROAD RESURFACING PROJECT	3,198,083
HIGHWAY 17 TO SOQUEL CORRIDOR RESURFACING PROJECT	800,000
RESURFACING INTERAGENCY PARTNERSHIP	50,000
SCOTTS VALLEY AREA ROUTES RESURFACING PROJECT	832,000
ZAYANTE CORRIDOR RESURFACING PROJECT	950,000
SIDEWALK INFILL PROJECTS - VARIOUS LOCATIONS	
BROMMER ST/BULB AVE SIDEWALK INFILL	100,000
E. CLIFF 17TH TO PALISADES	20,000
E. CLIFF 7TH TO 14TH	20,000
HOWE ST / WINKLE AVE CROSSWALKS AND SIDEWALK INFILL	30,000
PINEHURST/GREENBRIER SIDEWALK INFILL	105,000
SOQUEL AVE - MATTISON LN-S. RODEO GULCH RD	20,000
STORM DAMAGE REPAIRS	
STORM DAMAGE REPAIRS FROM MARCH 2011 STORM EVENT	1,382,750
STORM DAMAGE REPAIRS MARCH 2016 STORM EVENT	1,524,813
STORM DAMAGE REPAIRS 2016/17 STORM EVENTS	23,945,488
TOTAL	**61,139,010**

COUNTY OF SANTA CRUZ

DETAIL OF FINANCING SOURCES AND USES
GOVERNMENTAL FUNDS
FISCAL YEAR 2019-20

BUDGET UNIT: 66/10/00 -- SHERIFF-CORONER/SHERIFF-CORONER
FUNCTION: PUBLIC PROTECTION
ACTIVITY: POLICE PROTECTION
FUND: 10-000

Detail by Revenue and Expenditure Object		2017-18 Actuals	2018-19 Actual [x] Estimated [ ]	2019-20 Recommended Budget	2019-20 Adopted by the Board of Supervisors
LICENSES, PERMITS AND FRANCHIS					
BURGLAR ALARM LICENSE PERMIT	40306	95,240	103,286	90,000	90,000
OTHER LICENSES & PERMITS	40330	962	348	1,000	1,000
PRIVATE PATROL SYSTEMS PERMIT	40332			20	20
SECOND HAND DEALERS LICENSE	40336		100	500	500
TOTAL LICENSES, PERMITS AND FRANCHIS		**96,202**	**103,734**	**91,520**	**91,520**
FINES, FORFEITURES & ASSMNTS					
LOCAL CRIME PREVNTION PC1202.5	40390	12	38	100	100
DRUG FORFEITURE PROCEEDS	40414	15,071			
JUDGMENTS & DAMAGES	40418		251	25	25
TOTAL FINES, FORFEITURES & ASSMNTS		**15,083**	**289**	**125**	**125**
REV FROM USE OF MONEY & PROP					
RENTS & CONCESSIONS	40440	3,920	4,072	3,000	3,000
TOTAL REV FROM USE OF MONEY & PROP		**3,920**	**4,072**	**3,000**	**3,000**
INTERGOVERNMENTAL REVENUES					
ST AID-PROP 172 FR FD72406	40495	2,778,092	2,915,693	2,864,166	2,925,394
ST-AVA FUNDS	40851	1,784	1,818	1,500	1,500
ST-MANDATED COST REIMBURSEMENT	40872	19,564	30,388	20,000	20,000
ST-RURAL CRIME	40881	577,125	570,155	536,362	536,362
ST-SPP LW ENFRC SV SLESA/SLESF	40883	238,439	238,493	298,493	298,493
ST-OTHER	40894	640,695	369,314	500,432	500,432
FED-MISC GRANTS	41095		7,778		97,722
FED-BJA GRANT	41102	16,725			
FED-OCJP LEAA GRANT	41144	98,461	5,750		
CONTR FR OTHER GOVT AGENCIES	41150	490,264	399,717	362,917	362,917
AID OTH GV-ANTI TERR APPR AUTH	41163		5,188	5,000	115,675
TOTAL INTERGOVERNMENTAL REVENUES		**4,861,149**	**4,544,294**	**4,588,870**	**4,858,495**
CHARGES FOR SERVICES					
CIVIL PROCESS FEES	41422	56,099	54,567	65,000	65,000
ALARM RESPONSE SERVICE FEE	41520	19,105	16,002	15,000	15,000
DNA IDENTIFICATN FD GC76104.6	41527	179,722		55,000	55,000
EDUCATION SVCS-POST REIMBRSMNT	41530	30,633	24,940	20,000	20,000
IDENTIFICATION FEES	41536	3,598	2,440	5,500	5,500
LAW ENFORCEMENT SERVICES	41538	2,346,062	2,496,362	2,600,912	2,600,912
OTHER LAW ENFORCEMENT SERVICES	41548	1,116,390	1,008,303	1,087,315	1,087,315
REMOVAL OF ABANDONED VEHICLES	41580	51,141	6,535	15,000	15,000
AUTOMATION FEES	42012	2,354	907	4,000	4,000
COPY CHARGES	42020	2,401	3,104	3,000	3,000
COST RECOVERY-OTHER	42022	17,769	21,220	23,603	23,603
OTHER CHARGES CURRENT SERVICES	42047	242,909	376,738	420,654	420,654
SART/SANE REVENUE	42056	84,945	62,837	214,986	214,986
TOTAL CHARGES FOR SERVICES		**4,153,128**	**4,073,955**	**4,529,970**	**4,529,970**
MISC. REVENUES					
NSF CHECKS	42380	14	-695	100	100

COUNTY OF SANTA CRUZ

DETAIL OF FINANCING SOURCES AND USES
GOVERNMENTAL FUNDS
FISCAL YEAR 2019-20

BUDGET UNIT: 66/10/00 -- SHERIFF-CORONER/SHERIFF-CORONER
FUNCTION: PUBLIC PROTECTION
ACTIVITY: POLICE PROTECTION
FUND: 10-000

Detail by Revenue and Expenditure Object		2017-18 Actuals	2018-19 Actual [x] Estimated [ ]	2019-20 Recommended Budget	2019-20 Adopted by the Board of Supervisors
NSF CHECKS-RETURNED CHECK FEES	42381	40	120	100	100
OTHER REVENUE	42384	17,597	40,455	40,000	40,000
TOTAL MISC. REVENUES		**17,651**	**39,880**	**40,200**	**40,200**
OTHER FINANCING SOURCES					
INCPTN OF LSE PRCH AGRMT NCGA5	42473	11,747	13,594	11,216	11,216
TOTAL OTHER FINANCING SOURCES		**11,747**	**13,594**	**11,216**	**11,216**
TOTAL REVENUE		**9,158,880**	**8,779,818**	**9,264,901**	**9,534,526**
SALARIES AND EMPLOYEE BENEF					
REGULAR PAY-PERMANENT	51000	16,321,288	17,166,512	18,173,802	18,173,802
OVERTIME PAY-PERMANENT	51005	1,338,776	1,710,429	1,195,202	1,195,202
REGULAR PAY-EXTRA HELP	51010	165,675	131,387	98,748	98,748
DIFFERENTIAL PAY	51040	1,398,483	1,433,730	1,639,680	1,639,680
OASDI-SOCIAL SECURITY	52010	527,730	549,462	640,701	640,701
PERS	52015	5,910,177	6,383,654	8,124,467	8,124,467
EMPLOYEE INSURANCE & BENEFITS	53010	2,914,632	3,031,891	3,264,183	3,264,183
UNEMPLOYMENT INSURANCE	53015	624	269	11,976	11,976
WORKERS COMPENSATION INSURANCE	54010	1,830,422	1,942,238	2,261,258	2,261,258
TOTAL SALARIES AND EMPLOYEE BENEF		**30,407,807**	**32,349,572**	**35,410,017**	**35,410,017**
SERVICES AND SUPPLIES					
CLOTHING & PERSONAL SUPPLIES	61110	177,660	191,039	213,475	213,475
POLICE SAFETY EQUIP-REPLACE	61115	118,166	185,314	162,917	196,598
RADIO	61215	953,435	683,211	922,930	922,930
TELECOM SERVICES	61220	340,679	352,819	430,408	430,408
TELEPHONE-NON TELECOM 1099	61221	2,831	3,178	2,050	2,050
JANITORIAL SERVICES	61412	111,692	98,536	173,372	173,372
LAUNDRY EXPENSE-SERVICES	61420	4,908	4,545	5,200	5,200
MAINT-DATA PROCESS EQMT-SERV	61717	137,405	137,858	281,508	281,508
MAINT-MOBILE EQUIPMENT-SERV	61720	33,061	35,426	26,290	26,290
MAINT-OFFICE EQUIPMNT-SERVICES	61725	31,766	35,544	48,611	48,611
MAINT-OTH EQUIP-SERVICES	61730	31,767	28,972	37,505	37,505
FACILITIES MNT-ELECTRICAL-SERV	61830	300,969	293,437	159,486	169,813
FACILITIES MAINT-PLUMBING-SERV	61840	9,242	5,222	10,000	10,000
MEMBERSHIPS	62020	15,233	20,054	15,094	15,094
MISCELLANEOUS EXPENSE-SERVICES	62111	22,111	63,838	35,075	37,407
CASH SHORTAGES	62112			50	50
DUPLICATING SERVICES	62214	15,372	5,709	20,900	20,900
MISC NONINVENTORIABLE ITEMS	62217	189,347	102,389	121,700	121,700
PC SOFTWARE PURCHASES	62219	799,713	317,017	333,104	592,382
POSTAGE	62221	20,617	16,401	20,200	20,200
SUPPLIES	62223	60,130	67,127	68,969	68,969
INVENTORIABLE ITEMS <5000	62226	158,806	470,782	186,750	186,750
SOFTWARE LICENSE SERVICES	62227	23,199	71,093	122,430	137,430
ACCOUNTING AND AUDITING FEES	62301		4,074	7,000	7,000
BANKING SERVICES	62310			250	250

COUNTY OF SANTA CRUZ

DETAIL OF FINANCING SOURCES AND USES
GOVERNMENTAL FUNDS
FISCAL YEAR 2019-20

BUDGET UNIT: 66/10/00 -- SHERIFF-CORONER/SHERIFF-CORONER
FUNCTION: PUBLIC PROTECTION
ACTIVITY: POLICE PROTECTION
FUND: 10-000

Detail by Revenue and Expenditure Object		2017-18 Actuals	2018-19 Actual [x] Estimated [ ]	2019-20 Recommended Budget	2019-20 Adopted by the Board of Supervisors
DATA PROCESSING SERVICES	62325	1,246,671	1,384,699	1,188,601	1,633,121
DATA PROCESSING PRINTING	62326			300	300
DPW SERVICES-GENERAL MONEY	62330	9,033	41,861	9,500	9,500
HOSPITAL SVCS-INTERDEPARTMENT	62352			500	500
MEDICAL SERVICES	62366	121,179	71,344	244,738	244,738
PSYCHOANALYSIS-EE RECRUITMENT	62375	21,600	25,800	20,000	20,000
PROF & SPECIAL SERV-OTHER	62381	336,412	367,277	580,167	604,390
SHERIFF SERVICES	62393	5,044	5,009	5,000	5,000
EQUIPMENT LEASE & RENT	62500	116,059	111,218	141,736	141,736
RENTS/LEASES-STRUC IMP & GRNDS	62610	83,223	67,451	120,332	120,332
SMALL TOOLS & INSTRUMENTS	62715	22,180	28,305	25,000	25,000
ADVERTISING & PROMOTION SUPP	62801	2,224	8,632	1,000	1,000
AIR PATROL	62802	24,297	17,728	36,946	36,946
S/APP CNTR SRV-PLNT MNT & REPR	62810	-500			
SPECIAL MISC EXPENSE-SERVICES	62856	59,767	61,003	71,550	71,550
SPECIAL MISC EXPENSE-SUPPLIES	62857	181	1,174	1,500	1,500
PHOTO SUPPLIES	62865	4,772	4,507	4,000	4,000
SECURITY SERVICES	62880	15,618	6,436	8,250	8,250
SHERIFFS SPECIAL	62884	51,500	51,500	51,500	51,500
SUBSCRIPTIONS BOOKS & ED MATER	62890	5,227	5,513	12,865	12,865
TRAINING AMMUNITION	62892	65,036	111,454	158,751	160,784
TOWING	62893	18,634	7,847	13,000	13,000
EDUCATION & TRAINING(REPT)	62914	13,391	22,686	43,300	43,300
LODGING	62922	54,697	84,917	53,750	53,750
MEALS	62924	25,057	39,175	32,750	32,750
MILEAGE	62926	11,045	13,408	15,750	15,750
TRAVEL-OTHER(NON-REPT)	62928	5,089	7,183	4,450	4,450
REGISTRATIONS (NON REPT)	62930	32,374	69,213	43,900	43,900
P.O.S.T. REGISTRATIONS	62931	128,769	133,432	120,000	120,000
SERVICE CENTER CHARGES	62935	690,902	827,972	676,447	795,767
SERVICE CENTER REPLCMT INCRMNT	62936	167,436	243,172	230,560	243,419
SERVICE CENTER DEPREC CHG	62937	499,464	549,336	523,060	487,516
SERV CTR POOL VEH CHARGES	62938	314	626	250	250
WASTE DISPOSAL	63010	6,364	4,720	20,465	20,465
SANITATION SERVICES	63011	4,161	3,776	8,978	8,978
UTILITIES	63070	282,405	309,574	334,687	334,687
UTILITIES-OTHER	63075	11,731	11,067	13,210	13,210
TOTAL SERVICES AND SUPPLIES		**7,699,465**	**7,892,600**	**8,222,067**	**9,110,096**
OTHER CHARGES					
PRINCIPAL ON LEASE PURCHASES	74230	23,475	18,941	18,705	18,705
INTEREST ON LEASE PURCHASES	74420	4,857	4,661	4,526	4,526
TAXES AND LICENSES	74850	34	26		
SANE PROGRAM CONTRIBUTION	75283		89,562	89,675	89,675
COUNTY OVERHEAD GRANTS	75316	32,200	33,490	33,763	33,763

COUNTY OF SANTA CRUZ

DETAIL OF FINANCING SOURCES AND USES
GOVERNMENTAL FUNDS
FISCAL YEAR 2019-20

BUDGET UNIT: 66/10/00 -- SHERIFF-CORONER/SHERIFF-CORONER
FUNCTION: PUBLIC PROTECTION
ACTIVITY: POLICE PROTECTION
FUND: 10-000

Detail by Revenue and Expenditure Object		2017-18 Actuals	2018-19 Actual [x] Estimated [ ]	2019-20 Recommended Budget	2019-20 Adopted by the Board of Supervisors
HSA COST ALLOCATION-ADMIN	75330	121,096	116,736	126,742	126,742
TOTAL OTHER CHARGES		**181,662**	**263,416**	**273,411**	**273,411**
FIXED ASSETS					
EQUIPMENT	86204	263,314	69,761	80,302	80,302
MOBILE EQUIPMENT	86209	46,511		4,500	4,500
TOTAL FIXED ASSETS		**309,825**	**69,761**	**84,802**	**84,802**
OTHER FINANCING USES					
OPERATING TRANSFERS OUT	90000		51,836	55,000	165,675
TOTAL OTHER FINANCING USES		**0**	**51,836**	**55,000**	**165,675**
INTRAFUND TRANSFERS					
INTRA-FUND TRF-OTHER	95225		-390,152		
TOTAL INTRAFUND TRANSFERS		**0**	**-390,152**	**0**	**0**
TOTAL EXPENDITURES/APPROPRIATIONS		**38,598,759**	**40,237,033**	**44,045,297**	**45,044,001**
NET COST		**29,439,879**	**31,457,215**	**34,780,396**	**35,509,475**

COUNTY OF SANTA CRUZ

DETAIL OF FINANCING SOURCES AND USES
GOVERNMENTAL FUNDS
FISCAL YEAR 2019-20

BUDGET UNIT: 66/10/50 -- SHERIFF-CORONER/SHERIFF-CORONER/BURIAL OF INDIGENTS
FUNCTION: PUBLIC ASSISTANCE
ACTIVITY: GENERAL RELIEF
FUND: 10-000

Detail by Revenue and Expenditure Object		2017-18 Actuals	2018-19 Actual [x] Estimated [ ]	2019-20 Recommended Budget	2019-20 Adopted by the Board of Supervisors
CHARGES FOR SERVICES					
OTHER CHARGES CURRENT SERVICES	42047		894	1,000	1,000
TOTAL CHARGES FOR SERVICES		**0**	**894**	**1,000**	**1,000**
TOTAL REVENUE		**0**	**894**	**1,000**	**1,000**
SERVICES AND SUPPLIES					
PROF & SPECIAL SERV-OTHER	62381	37,741	24,980	42,000	42,000
TOTAL SERVICES AND SUPPLIES		**37,741**	**24,980**	**42,000**	**42,000**
TOTAL EXPENDITURES/APPROPRIATIONS		**37,741**	**24,980**	**42,000**	**42,000**
NET COST		**37,741**	**24,086**	**41,000**	**41,000**

COUNTY OF SANTA CRUZ

DETAIL OF FINANCING SOURCES AND USES
GOVERNMENTAL FUNDS
FISCAL YEAR 2019-20

BUDGET UNIT: 66/20/00 -- SHERIFF-CORONER/CORRECTIONS
FUNCTION: PUBLIC PROTECTION
ACTIVITY: DETENTION & CORRECTION
FUND: 10-000

Detail by Revenue and Expenditure Object		2017-18 Actuals	2018-19 Actual [x] Estimated [ ]	2019-20 Recommended Budget	2019-20 Adopted by the Board of Supervisors
REV FROM USE OF MONEY & PROP					
RENTS & CONCESSIONS	40440	357	294	400	400
TOTAL REV FROM USE OF MONEY & PROP		**357**	**294**	**400**	**400**
INTERGOVERNMENTAL REVENUES					
ST AID-PROP 172 FR FD72406	40495	9,977,229	10,471,412	10,286,357	10,506,252
ST-SB 924 CDC TRAINING	40796	68,711	55,230	55,605	55,605
ST-MANDATED COST REIMBURSEMENT	40872	209,293	87,246	100,000	100,000
ST-SPP LW ENFRC SV SLESA/SLESF	40883	83,401	83,401	155,401	155,401
ST-OTHER	40894	328,362	56,838	332,000	332,000
ST-AB109 PROGRAM	40901	2,601,200	2,780,440	2,839,894	2,839,894
FED-ALIEN ASSISTANCE GRANT	41101			80,000	80,000
FED-BJA GRANT	41102	335,099			
TOTAL INTERGOVERNMENTAL REVENUES		**13,603,295**	**13,534,567**	**13,849,257**	**14,069,152**
CHARGES FOR SERVICES					
ACCOUNTING FEES	41220	204,686	351,344	403,516	403,516
BOOKING FEE 29550(E)	41522	634,026	560,692	638,000	638,000
DNA IDENTIFICATN FD GC76104.6	41527	33,288	22,711	35,000	35,000
INMATE MEDICAL CO-PAY	41649	3,059	2,192		
SENT TO COLLECTIONS-GENERAL	41706	402	172	500	500
ADMINISTRATIVE SERVICES	42010	477,556	547,005	430,000	430,000
FOOD SERVICE	42031		200	100	100
TOTAL CHARGES FOR SERVICES		**1,353,017**	**1,484,316**	**1,507,116**	**1,507,116**
MISC. REVENUES					
SALES-MEDICAL OTC REIMB	42331	67	5	100	100
CASH OVERAGES	42362	196	2,252	25	25
NSF CHECKS	42380		-2,989		
OTHER REVENUE	42384	47,714	4,429	8,000	8,000
TOTAL MISC. REVENUES		**47,977**	**3,697**	**8,125**	**8,125**
TOTAL REVENUE		**15,004,646**	**15,022,874**	**15,364,898**	**15,584,793**
SALARIES AND EMPLOYEE BENEF					
REGULAR PAY-PERMANENT	51000	11,314,224	11,318,026	13,196,381	13,215,209
OVERTIME PAY-PERMANENT	51005	1,659,539	3,006,131	993,734	982,260
MANDATORY OVERTIME PAY-PERM	51006	349,782	343,915		
REGULAR PAY-EXTRA HELP	51010	85,981	157,754	117,127	117,127
DIFFERENTIAL PAY	51040	600,428	646,517	656,753	624,436
OASDI-SOCIAL SECURITY	52010	285,258	307,143	332,893	360,681
PERS	52015	3,150,899	3,346,353	4,676,608	4,644,752
EMPLOYEE INSURANCE & BENEFITS	53010	2,632,001	2,477,533	2,590,965	2,619,996
UNEMPLOYMENT INSURANCE	53015	26,674	20,065	13,280	13,280
WORKERS COMPENSATION INSURANCE	54010	549,919	540,225	577,602	577,602
TOTAL SALARIES AND EMPLOYEE BENEF		**20,654,705**	**22,163,662**	**23,155,343**	**23,155,343**
SERVICES AND SUPPLIES					
AGRICULTURAL EXPENSE	61000	461	3,047	600	600
CLOTHING & PERSONAL SUPPLIES	61110	142,041	158,571	160,000	160,000

COUNTY OF SANTA CRUZ

DETAIL OF FINANCING SOURCES AND USES
GOVERNMENTAL FUNDS
FISCAL YEAR 2019-20

BUDGET UNIT: 66/20/00 -- SHERIFF-CORONER/CORRECTIONS
FUNCTION: PUBLIC PROTECTION
ACTIVITY: DETENTION & CORRECTION
FUND: 10-000

Detail by Revenue and Expenditure Object		2017-18 Actuals	2018-19 Actual [x] Estimated [ ]	2019-20 Recommended Budget	2019-20 Adopted by the Board of Supervisors
POLICE SAFETY EQUIP-REPLACE	61115	24,350	33,222	40,138	44,028
TELECOM SERVICES	61220	75,722	76,015	83,100	83,100
FOOD	61310	974,798	1,166,761	1,000,000	1,000,000
DRY GOODS	61410	57,341	87,168	60,000	60,000
JANITORIAL SERVICES	61412		35,661		200
KITCHEN EXPENSE-SERVICES	61415	168,703	175,447	110,973	110,973
LAUNDRY EXPENSE-SERVICES	61420	25,898	27,533	20,500	20,500
OTHER HOUSEHOLD EXP-SERVICES	61425	134,347	139,862	132,000	132,000
MAINT-DATA PROCESS EQMT-SERV	61717	14,101	62,699	66,202	66,202
MAINT-MOBILE EQUIPMENT-SERV	61720		4		
MAINT-OFFICE EQUIPMNT-SERVICES	61725	35,658	5,504	15,800	15,800
MAINT-OTH EQUIP-SERVICES	61730	599,200	617,667	896,850	1,088,598
FACILITIES MNT-ELECTRICAL-SERV	61830		459		
MEMBERSHIPS	62020	840	422	845	845
MISCELLANEOUS EXPENSE-SERVICES	62111	71,966	57,187	69,100	69,100
CASH SHORTAGES	62112		3,366	50	50
DUPLICATING SERVICES	62214	15,915	5,545	14,000	14,000
MISC NONINVENTORIABLE ITEMS	62217		114,759	105,237	105,237
PC SOFTWARE PURCHASES	62219	69,433	12,230	55,200	55,200
POSTAGE	62221	1,504	1,417	1,500	1,500
SUPPLIES	62223	72,062	100,989	88,177	89,515
INVENTORIABLE ITEMS <5000	62226	32,022	28,491	255,190	269,690
BANKING SERVICES	62310	4,707	2,096	4,500	4,500
DATA PROCESSING SERVICES	62325	24,556	18,958	18,144	16,787
DATA PROCESSING PRINTING	62326			153	153
DPW SERVICES-GENERAL MONEY	62330	2,042		3,000	3,000
HSA-INTERDEPARTMENT	62350	206,360			
HOSPITAL SVCS-INTERDEPARTMENT	62352		1,551	50	50
MEDICAL SERVICES	62366	408,407	458,333	200,600	200,600
MEDICAL SERVICES-OTHER	62367	3,796,128	4,219,763	4,347,413	4,364,887
PROF & SPECIAL SERV-OTHER	62381	929,417	1,019,292	1,105,063	1,122,455
PROBATION SERVICES	62383	100,402			
EQUIPMENT LEASE & RENT	62500	19,398	19,113	78,700	78,700
ADVERTISING & PROMOTION SUPP	62801	725	275	1,000	1,000
SPECIAL MISC EXPENSE-SERVICES	62856	6,142	11,833	4,000	4,000
SPECIAL MISC EXPENSE-SUPPLIES	62857		819		
PHOTO SUPPLIES	62865	-61			
SECURITY SERVICES	62880	35,000	70,617	25,000	25,000
SUBSCRIPTIONS BOOKS & ED MATER	62890	812	1,514	1,689	1,689
TRAINING AMMUNITION	62892	6,982	12,580	10,000	10,000
AIR FARE	62910	968		1,000	1,000
EDUCATION & TRAINING(REPT)	62914	64,201	68,521	61,842	61,842
EXTRA PRISONERS OUT	62918		3,035	20,000	20,000
LODGING	62922	26,627	30,702	20,000	20,000

COUNTY OF SANTA CRUZ

DETAIL OF FINANCING SOURCES AND USES
GOVERNMENTAL FUNDS
FISCAL YEAR 2019-20

BUDGET UNIT: 66/20/00 -- SHERIFF-CORONER/CORRECTIONS
FUNCTION: PUBLIC PROTECTION
ACTIVITY: DETENTION & CORRECTION
FUND: 10-000

Detail by Revenue and Expenditure Object		2017-18 Actuals	2018-19 Actual [x] Estimated [ ]	2019-20 Recommended Budget	2019-20 Adopted by the Board of Supervisors
MEALS	62924	13,833	17,293	9,000	9,000
MILEAGE	62926	5,345	11,133	3,000	3,000
TRAVEL-OTHER(NON-REPT)	62928	1,222	3,588	500	500
SERVICE CENTER CHARGES	62935	83,713	77,935	81,714	72,615
SERVICE CENTER REPLCMT INCRMNT	62936	11,690	18,226	18,226	24,189
SERVICE CENTER DEPREC CHG	62937	48,711	61,435	61,435	52,221
SERV CTR POOL VEH CHARGES	62938			1,000	1,000
UTILITIES	63070	716,907	787,990	813,165	813,165
TOTAL SERVICES AND SUPPLIES		**9,030,596**	**9,830,628**	**10,065,656**	**10,298,491**
OTHER CHARGES					
COUNTY OVERHEAD GRANTS	75316			12,079	12,079
HSA COST ALLOCATION-ADMIN	75330	127,941	181,330	290,651	290,651
TOTAL OTHER CHARGES		**127,941**	**181,330**	**302,730**	**302,730**
FIXED ASSETS					
EQUIPMENT	86204		33,784	83,000	128,500
TOTAL FIXED ASSETS		**0**	**33,784**	**83,000**	**128,500**
OTHER FINANCING USES					
OPERATING TRANSFERS OUT	90000	42,000	58,652		
TOTAL OTHER FINANCING USES		**42,000**	**58,652**	**0**	**0**
TOTAL EXPENDITURES/APPROPRIATIONS		**29,855,242**	**32,268,056**	**33,606,729**	**33,885,064**
NET COST		**14,850,596**	**17,245,182**	**18,241,831**	**18,300,271**

COUNTY OF SANTA CRUZ

DETAIL OF FINANCING SOURCES AND USES
GOVERNMENTAL FUNDS
FISCAL YEAR 2019-20

BUDGET UNIT: 66/40/00 -- SHERIFF-CORONER/COURT SECURITY-DIV 40
FUNCTION: PUBLIC PROTECTION
ACTIVITY: DETENTION & CORRECTION
FUND: 10-000

Detail by Revenue and Expenditure Object		2017-18 Actuals	2018-19 Actual [x] Estimated [ ]	2019-20 Recommended Budget	2019-20 Adopted by the Board of Supervisors
INTERGOVERNMENTAL REVENUES					
ST-TO LOCAL AGENCIES	40884	3,077,120	3,281,097	3,480,804	3,480,804
TOTAL INTERGOVERNMENTAL REVENUES		**3,077,120**	**3,281,097**	**3,480,804**	**3,480,804**
TOTAL REVENUE		**3,077,120**	**3,281,097**	**3,480,804**	**3,480,804**
SALARIES AND EMPLOYEE BENEF					
REGULAR PAY-PERMANENT	51000	2,036,544	2,176,952	2,506,935	2,506,935
OVERTIME PAY-PERMANENT	51005	176,951	328,403	184,117	184,117
REGULAR PAY-EXTRA HELP	51010	239,537	156,789	196,392	196,392
DIFFERENTIAL PAY	51040	187,423	202,410	189,827	189,827
OASDI-SOCIAL SECURITY	52010	60,943	57,311	53,007	53,007
PERS	52015	806,371	899,925	1,216,595	1,216,595
EMPLOYEE INSURANCE & BENEFITS	53010	339,548	350,092	371,872	371,872
UNEMPLOYMENT INSURANCE	53015	627			
WORKERS COMPENSATION INSURANCE	54010	23,494	25,103	25,103	25,103
TOTAL SALARIES AND EMPLOYEE BENEF		**3,871,438**	**4,196,985**	**4,743,848**	**4,743,848**
SERVICES AND SUPPLIES					
TELECOM SERVICES	61220	450		600	600
MAINT-OTH EQUIP-SERVICES	61730		116		
SUPPLIES	62223	3,322	2,971	2,000	2,000
SPECIAL MISC EXPENSE-SERVICES	62856	4,295	4,826	3,000	3,000
TOTAL SERVICES AND SUPPLIES		**8,067**	**7,913**	**5,600**	**5,600**
TOTAL EXPENDITURES/APPROPRIATIONS		**3,879,505**	**4,204,898**	**4,749,448**	**4,749,448**
NET COST		**802,385**	**923,801**	**1,268,644**	**1,268,644**

COUNTY OF SANTA CRUZ

DETAIL OF FINANCING SOURCES AND USES
GOVERNMENTAL FUNDS
FISCAL YEAR 2019-20

BUDGET UNIT: 73/00/00 -- TREASURER-TAX COLLECTOR
FUNCTION: GENERAL GOVERNMENT
ACTIVITY: FINANCE
FUND: 10-000

Detail by Revenue and Expenditure Object		2017-18 Actuals	2018-19 Actual [x] Estimated [ ]	2019-20 Recommended Budget	2019-20 Adopted by the Board of Supervisors
TAXES					
COSTS FOR DEL TAXES-SEE 44140	40140	134,844			
PENALTIES FOR DEL TAXES-SEE441	40142	-80			
TOTAL TAXES		**134,764**	**0**	**0**	**0**
LICENSES, PERMITS AND FRANCHIS					
OTHER LICENSES & PERMITS	40330	250	125		
TOTAL LICENSES, PERMITS AND FRANCHIS		**250**	**125**	**0**	**0**
CHARGES FOR SERVICES					
ASSESSMENT & TAX COLLECTN FEES	41205	206,445			
PROPERTY TAX ADMIN FEE	41206	232,958			
SUPP ROLL ASSESSMENT FEE	41208	41,590			
CIVIL PROCESS FEES	41422	22,366			
REDEMPTION FEES	41432	19,501			
RECORDING FEES	41560	-130			
COST RECOVERY-SB940	42021	28,360			
COST RECOVERY-OTHER	42022	8,746			
OTHER CHARGES CURRENT SERVICES	42047	261,420			
TAX LIEN RELEASE FEES	42060	4,926			
BANKING SERVICES	42100	159,078			
COUNTY OVERHEAD CHARGES	42105	10,364			
INVESTMENT SERVICES	42116	584,520			
TOTAL CHARGES FOR SERVICES		**1,580,144**	**0**	**0**	**0**
MISC. REVENUES					
CASH OVERAGES	42362	804			
NSF CHECKS-RETURNED CHECK FEES	42381	15,063			
OTHER REVENUE	42384	97,972			
TOTAL MISC. REVENUES		**113,839**	**0**	**0**	**0**
TOTAL REVENUE		**1,828,997**	**125**	**0**	**0**
SALARIES AND EMPLOYEE BENEF					
REGULAR PAY-PERMANENT	51000	822,182			
OVERTIME PAY-PERMANENT	51005	13,136			
REGULAR PAY-EXTRA HELP	51010	2,131			
DIFFERENTIAL PAY	51040	6,934			
OASDI-SOCIAL SECURITY	52010	63,662			
PERS	52015	147,689			
EMPLOYEE INSURANCE & BENEFITS	53010	180,836			
UNEMPLOYMENT INSURANCE	53015	1,688			
WORKERS COMPENSATION INSURANCE	54010	17,906			
TOTAL SALARIES AND EMPLOYEE BENEF		**1,256,164**	**0**	**0**	**0**
SERVICES AND SUPPLIES					
TELECOM SERVICES	61220	27,536			
MAINT-OFFICE EQUIPMNT-SERVICES	61725	43,081			
MEMBERSHIPS	62020	600			
MISCELLANEOUS EXPENSE-SERVICES	62111	1,268			

COUNTY OF SANTA CRUZ

DETAIL OF FINANCING SOURCES AND USES
GOVERNMENTAL FUNDS
FISCAL YEAR 2019-20

BUDGET UNIT: 73/00/00 -- TREASURER-TAX COLLECTOR
FUNCTION: GENERAL GOVERNMENT
ACTIVITY: FINANCE
FUND: 10-000

Detail by Revenue and Expenditure Object		2017-18 Actuals	2018-19 Actual [x] Estimated [ ]	2019-20 Recommended Budget	2019-20 Adopted by the Board of Supervisors
CASH SHORTAGES	62112	269			
DUPLICATING SERVICES	62214	1,684			
PC SOFTWARE PURCHASES	62219	4,361			
POSTAGE	62221	54,450			
SUPPLIES	62223	19,844			
INVENTORIABLE ITEMS <5000	62226	10,708			
BANKING SERVICES	62310	49,119			
DATA PROCESSING SERVICES	62325	265,246			
PROF & SPECIAL SERV-OTHER	62381	45,196			
TAX LIEN RELEASE EXPENSE	62396	3,070			
LEGAL NOTICES	62420	27,300			
ADVERTISING & PROMOTION SUPP	62801	128			
SPECIAL MISC EXPENSE-SERVICES	62856	17,403			
AIR FARE	62910	122			
EDUCATION & TRAINING(REPT)	62914	275			
LODGING	62922	2,637			
MEALS	62924	484			
MILEAGE	62926	537			
TRAVEL-OTHER(NON-REPT)	62928	95			
REGISTRATIONS (NON REPT)	62930	2,523			
TOTAL SERVICES AND SUPPLIES		**577,936**	**0**	**0**	**0**
OTHER CHARGES					
PRINCIPAL ON LEASE PURCHASES	74230	1,040			
INTEREST ON LEASE PURCHASES	74420	251			
TOTAL OTHER CHARGES		**1,291**	**0**	**0**	**0**
INTRAFUND TRANSFERS					
INTRA-FD TRF-CO OVERHEAD	95190	-1,670			
INTRA-FUND TRF-OTHER	95225	152,333			
TOTAL INTRAFUND TRANSFERS		**150,663**	**0**	**0**	**0**
TOTAL EXPENDITURES/APPROPRIATIONS		**1,986,054**	**0**	**0**	**0**
NET COST		**157,057**	**-125**	**0**	**0**

This Page Intentionally Left Blank

COUNTY CUSTODIAL

COUNTY OF SANTA CRUZ

DETAIL OF FINANCING SOURCES AND USES
GOVERNMENTAL FUNDS
FISCAL YEAR 2019-20

BUDGET UNIT: 13/12/20 -- CUSTODIAL FUNDS/AUDITOR CONTROLLER-OVERSIGHT/REVENUE-GENERAL FUND
FUNCTION: GENERAL GOVERNMENT
ACTIVITY: FINANCE
FUND: 10-000

Detail by Revenue and Expenditure Object		2017-18 Actuals	2018-19 Actual [x] Estimated [ ]	2019-20 Recommended Budget	2019-20 Adopted by the Board of Supervisors
TAXES					
PROPERTY TAX-CURRENT SEC-GEN	40100	57,290,624	60,464,204	63,351,358	63,487,414
IN LIEU VLF FEE R&T97.7 2004	40104	31,678,874	33,646,132	35,156,897	35,328,439
RESIDUAL DISTRIBUTION	40106	2,704,949	3,343,061	2,840,196	3,343,061
PROPERTY TAX-CURRENT UNSEC-GEN	40110	1,117,276	1,219,167	1,324,706	1,219,167
PROPERTY TAX-PRIOR UNSEC-GEN	40130	64,015	105,095	61,376	61,376
PENALTIES FOR DEL TAXES-SEE441	40142	2,174,873		1,450,000	
REDMPTN PNLT -DELTXS-SEE 44143	40143	4,451,071		2,450,000	
SUPP PROP TAX-CURRENT SEC	40150	1,185,892	1,662,503	1,183,802	1,311,863
SUPP PROP TAX-CURRENT UNSEC	40151	22,018	73,596	73,596	73,596
SUPP PROP TAX-PRIOR SEC	40160	57,930	29,379	24,302	29,379
SUPP PROP TAX-PRIOR UNSEC	40161	13,147	18,288	18,288	18,288
SALES & USE TAX-MEAS G 1/4	40168		1,875,003	7,406,000	7,521,000
SALES & USE TX UNINCRP AREA1%	40173	11,514,343	12,096,182	11,877,321	11,829,919
AIRCRAFT TAX	40190	52,147	52,126	52,126	52,126
DEED/DOCUMENTARY TRANSFER TAX	40194	2,609,245	2,586,323	2,783,621	2,586,323
IN-LIEU TAXES OTHER	40197	31,093	31,536	3,674	31,536
(SEP)STATE REDEMPTION TAX	40202			3,175	
TRANSIENT OCCUPANCY TAX	40206	8,385,246	9,216,903	9,491,503	9,677,748
COUNTY CANNABIS BUSINESS TAX	40213	2,258,596	2,749,569	2,764,965	2,887,047
COUNTY CANNABIS BUSINESS TAX 2	40214	878,675	690,152	750,074	862,690
TOTAL TAXES		**126,490,014**	**129,859,219**	**143,066,980**	**140,320,972**
LICENSES, PERMITS AND FRANCHIS					
GARBAGE COLLECTION-SAN ANDREAS	40284	2,223,554	2,235,887	2,377,317	2,459,476
PUBLIC UTILITY FRANCHISE	40288	807,589	1,030,321	767,970	1,137,970
TV TRANSCRIPT FRANCHISE	40290	1,788,229	1,715,699	1,722,662	1,715,699
TOTAL LICENSES, PERMITS AND FRANCHIS		**4,819,372**	**4,981,907**	**4,867,949**	**5,313,145**
FINES, FORFEITURES & ASSMNTS					
FINES-CRIMINAL JUS CONS 72695	40382	512,735	453,228	512,735	453,228
PARKING METER FINES	40400	190,790	119,796	190,790	119,796
JUDGMENTS & DAMAGES	40418	316,175	211,081	211,081	211,081
JUDGMENTS & DAM-TEA CRT ORDER	40419	400,000	600,000	400,000	400,000
PENALTIES FOR DELINQUENT TAXES	44142		2,299,950		1,750,000
REDMPTN PNLTIES FOR DELINQ TXS	44143		1,825,022		1,750,000
TOTAL FINES, FORFEITURES & ASSMNTS		**1,419,700**	**5,509,077**	**1,314,606**	**4,684,105**
REV FROM USE OF MONEY & PROP					
INTEREST	40430	1,240,934	2,444,566	2,685,135	2,609,528
INTEREST-TRANS	40434	529,056	868,607	583,923	868,607
INTEREST-NON COUNTY TREASURER	40435		182,129		
RENTS & CONCESSIONS	40440	264	673		
TOTAL REV FROM USE OF MONEY & PROP		**1,770,254**	**3,495,975**	**3,269,058**	**3,478,135**
INTERGOVERNMENTAL REVENUES					
ST-MOTOR VEHICLE IN LIEU TAX	40470	121,525	111,016	111,016	111,016
ST AID-PROP 172 FR FD72406	40495			182,745	

COUNTY OF SANTA CRUZ

DETAIL OF FINANCING SOURCES AND USES
GOVERNMENTAL FUNDS
FISCAL YEAR 2019-20

BUDGET UNIT: 13/12/20 -- CUSTODIAL FUNDS/AUDITOR CONTROLLER-OVERSIGHT/REVENUE-GENERAL FUND
FUNCTION: GENERAL GOVERNMENT
ACTIVITY: FINANCE
FUND: 10-000

Detail by Revenue and Expenditure Object		2017-18 Actuals	2018-19 Actual [x] Estimated [ ]	2019-20 Recommended Budget	2019-20 Adopted by the Board of Supervisors
ST-TOBACCO INDUSTRY SETTLEMT	40695	1,711,898			
ST-HOMEOWNERS' PROP TAX RELIEF	40830	359,564	358,034	358,034	358,034
ST-OTHR TAX RELIEF SUBVENTIONS	40852	61,755	82,624	68,903	82,624
ST-MANDATED COST REIMBURSEMENT	40872	2,523	3,563,595	250,000	250,000
RDA PASS-THROUGHS	41162	382,666	424,625	363,155	424,625
TOTAL INTERGOVERNMENTAL REVENUES		**2,639,931**	**4,539,894**	**1,333,853**	**1,226,299**
CHARGES FOR SERVICES					
ASSESSMENT & TAX COLLECTN FEES	41205	-441			
SUPP ROLL ASSESSMENT FEE	41208	39,167			
COUNTY OVERHEAD CHARGES	42105	154,098	156,603	156,603	-55,082
TOTAL CHARGES FOR SERVICES		**192,824**	**156,603**	**156,603**	**-55,082**
MISC. REVENUES					
TOBACCO INDUSTRY SETTLEMT	42310		1,626,688	1,711,898	1,626,688
PRIN/OTHER LOAN REPAYMENTS	42376	49,319	50,794	50,794	50,794
OFFSET-LOAN PRIN REPAYMTS	42377	-49,319	-50,794	-50,794	-50,794
NSF CHECKS	42380	6	-121		
OTHER REVENUE	42384	74,346	23,863	22,834	22,834
UNCLAIMED MONEY-ESCHEATED	42390	13,055	30,692	25,000	25,000
TOTAL MISC. REVENUES		**87,407**	**1,681,122**	**1,759,732**	**1,674,522**
OTHER FINANCING SOURCES					
OPERATING TRANSFER IN	42462	10,592	11,999	24,000	20,565
TOTAL OTHER FINANCING SOURCES		**10,592**	**11,999**	**24,000**	**20,565**
TOTAL REVENUE		**137,430,094**	**150,235,796**	**155,792,781**	**156,662,661**
SERVICES AND SUPPLIES					
PROF & SPECIAL SERV-OTHER	62381	233,172	273,135	393,172	454,843
TOTAL SERVICES AND SUPPLIES		**233,172**	**273,135**	**393,172**	**454,843**
OTHER CHARGES					
JUDGMENTS & DAMAGES-TEA ANNUAL	74623	29,185	-833	19,484	19,484
JUDGMENTS & DAMAGES-TEA CRT OR	74624	169,600	274,717	169,600	169,600
CONTRIB TO OTHER AGENCIES-OTH	75230	66,274	66,274	91,289	91,289
CONTRIB TO OTHER AGENCIES-OTH	75231	151,685			90,000
CONTRIB TO TRUST/AGENCY FUND	75233	287,476		250,000	250,000
SANE PROGRAM CONTRIBUTION	75283	89,675			
TOTAL OTHER CHARGES		**793,895**	**340,158**	**530,373**	**620,373**
OTHER FINANCING USES					
OPERATING TRANSFERS OUT	90000				195,000
TOTAL OTHER FINANCING USES		**0**	**0**	**0**	**195,000**
INTRAFUND TRANSFERS					
INTRA-FD TRF-CO OVERHEAD	95190	-624,541	-730,338	-2,576,925	377,997
INTRA-FUND TRF-OTHER	95225			-1,482,092	-1,482,092
TOTAL INTRAFUND TRANSFERS		**-624,541**	**-730,338**	**-4,059,017**	**-1,104,095**
TOTAL EXPENDITURES/APPROPRIATIONS		**402,526**	**-117,045**	**-3,135,472**	**166,121**

COUNTY OF SANTA CRUZ

DETAIL OF FINANCING SOURCES AND USES
GOVERNMENTAL FUNDS
FISCAL YEAR 2019-20

BUDGET UNIT: 13/12/20 -- CUSTODIAL FUNDS/AUDITOR CONTROLLER-OVERSIGHT/REVENUE-GENERAL FUND
FUNCTION: GENERAL GOVERNMENT
ACTIVITY: FINANCE
FUND: 10-000

Detail by Revenue and Expenditure Object	2017-18 Actuals	2018-19 Actual [x] Estimated [ ]	2019-20 Recommended Budget	2019-20 Adopted by the Board of Supervisors
NET COST	**-137,027,568**	**-150,352,841**	**-158,928,253**	**-156,496,540**

COUNTY OF SANTA CRUZ

DETAIL OF FINANCING SOURCES AND USES
GOVERNMENTAL FUNDS
FISCAL YEAR 2019-20

BUDGET UNIT: 13/12/15 -- CUSTODIAL FUNDS/AUDITOR CONTROLLER-OVERSIGHT/CERTS ISSUE
FUNCTION: DEBT SERVICES
ACTIVITY: RETIREMENT OF LT DEBT
FUND: 10-000

Detail by Revenue and Expenditure Object		2017-18 Actuals	2018-19 Actual [x] Estimated [ ]	2019-20 Recommended Budget	2019-20 Adopted by the Board of Supervisors
FINES, FORFEITURES & ASSMNTS					
FINES-CRIMINAL JUS CONS 72695	40382	167,755	168,092	170,673	170,673
FINES-COURTHOUSE CONS 72705	40383	129,420	117,398	216,787	116,787
TOTAL FINES, FORFEITURES & ASSMNTS		**297,175**	**285,490**	**387,460**	**287,460**
REV FROM USE OF MONEY & PROP					
RENTS & CONCESSIONS	40440	333,829	333,829	333,829	333,829
TOTAL REV FROM USE OF MONEY & PROP		**333,829**	**333,829**	**333,829**	**333,829**
OTHER FINANCING SOURCES					
OP/TRF IN-FR NONDISTR CERTS DS	42464	5,670	5,681	5,769	5,769
OP/TRF IN-FR DISTRCTS CERTS DS	42466	865,615	864,850	865,758	865,758
TOTAL OTHER FINANCING SOURCES		**871,285**	**870,531**	**871,527**	**871,527**
TOTAL REVENUE		**1,502,289**	**1,489,850**	**1,592,816**	**1,492,816**
SERVICES AND SUPPLIES					
FISCAL AGENTS FEES	62345	24,206	21,846	30,000	30,000
PROF & SPECIAL SERV-OTHER	62381	4,250	12,750	14,250	14,250
TOTAL SERVICES AND SUPPLIES		**28,456**	**34,596**	**44,250**	**44,250**
OTHER FINANCING USES					
OP/TR OUT-TO BNY PFA CERTS	90004	6,927,356	7,037,625	7,187,988	7,187,988
TOTAL OTHER FINANCING USES		**6,927,356**	**7,037,625**	**7,187,988**	**7,187,988**
INTRAFUND TRANSFERS					
INTRA-FD TRF-CO OVERHEAD	95190	-487,396	-470,688	-470,688	-921,806
INTRA-FUND TRF-CERTS	95224	-270,039	-145,768	-252,902	-252,902
TOTAL INTRAFUND TRANSFERS		**-757,435**	**-616,456**	**-723,590**	**-1,174,708**
TOTAL EXPENDITURES/APPROPRIATIONS		**6,198,377**	**6,455,765**	**6,508,648**	**6,057,530**
NET COST		**4,696,088**	**4,965,915**	**4,915,832**	**4,564,714**

COUNTY OF SANTA CRUZ

DETAIL OF FINANCING SOURCES AND USES
GOVERNMENTAL FUNDS
FISCAL YEAR 2019-20

BUDGET UNIT: 13/12/17 -- CUSTODIAL FUNDS/AUDITOR CONTROLLER-OVERSIGHT/TAX REVENUE ANTICIPATION NOTES
FUNCTION: DEBT SERVICES
ACTIVITY: RETIREMENT OF LT DEBT
FUND: 10-000

Detail by Revenue and Expenditure Object		2017-18 Actuals	2018-19 Actual [x] Estimated [ ]	2019-20 Recommended Budget	2019-20 Adopted by the Board of Supervisors
SERVICES AND SUPPLIES					
ACCOUNTING AND AUDITING FEES	62301	23,145	23,022	46,000	46,000
PROF & SPECIAL SERV-OTHER	62381	60,111	57,527	59,000	59,000
TOTAL SERVICES AND SUPPLIES		**83,256**	**80,549**	**105,000**	**105,000**
OTHER CHARGES					
INTEREST ON NOTES	74430	382,900	601,556	603,000	603,000
TOTAL OTHER CHARGES		**382,900**	**601,556**	**603,000**	**603,000**
TOTAL EXPENDITURES/APPROPRIATIONS		**466,156**	**682,105**	**708,000**	**708,000**
NET COST		**466,156**	**682,105**	**708,000**	**708,000**

COUNTY OF SANTA CRUZ

DETAIL OF FINANCING SOURCES AND USES
GOVERNMENTAL FUNDS
FISCAL YEAR 2019-20

BUDGET UNIT: 13/13/25 -- CUSTODIAL FUNDS/CONTINGENCIES/APPROPRIATION RESERVE-GENERAL
FUNCTION: RESERVES
ACTIVITY: CONTINGENCIES
FUND: 10-000

Detail by Revenue and Expenditure Object		2017-18 Actuals	2018-19 Actual [x] Estimated [ ]	2019-20 Recommended Budget	2019-20 Adopted by the Board of Supervisors
APPROP FOR CONTINGENCIES					
APPROP FOR CONTINGENCIES	98700			3,514,237	5,612,609
TOTAL APPROP FOR CONTINGENCIES		**0**	**0**	**3,514,237**	**5,612,609**
TOTAL EXPENDITURES/APPROPRIATIONS		**0**	**0**	**3,514,237**	**5,612,609**
NET COST		**0**	**0**	**3,514,237**	**5,612,609**

COUNTY OF SANTA CRUZ

DETAIL OF FINANCING SOURCES AND USES
GOVERNMENTAL FUNDS
FISCAL YEAR 2019-20

BUDGET UNIT: 13/18/10 -- CUSTODIAL FUNDS/COUNTY ADM OFFICES-OVERSIGHT B/AIR POLLUTION
FUNCTION: HEALTH AND SANITATION
ACTIVITY: HEALTH
FUND: 10-000

Detail by Revenue and Expenditure Object		2017-18 Actuals	2018-19 Actual [x] Estimated [ ]	2019-20 Recommended Budget	2019-20 Adopted by the Board of Supervisors
OTHER CHARGES					
CONTRIB TO OTHER AGENCIES-OTH	75231	53,115	57,714	57,714	62,849
TOTAL OTHER CHARGES		**53,115**	**57,714**	**57,714**	**62,849**
TOTAL EXPENDITURES/APPROPRIATIONS		**53,115**	**57,714**	**57,714**	**62,849**
NET COST		**53,115**	**57,714**	**57,714**	**62,849**

COUNTY OF SANTA CRUZ

DETAIL OF FINANCING SOURCES AND USES
GOVERNMENTAL FUNDS
FISCAL YEAR 2019-20

BUDGET UNIT: 13/18/20 -- CUSTODIAL FUNDS/COUNTY ADM OFFICES-OVERSIGHT B/GF TO ANIMAL SHELTER
FUNCTION: PUBLIC PROTECTION
ACTIVITY: OTHER PROTECTION
FUND: 10-000

Detail by Revenue and Expenditure Object		2017-18 Actuals	2018-19 Actual [x] Estimated [ ]	2019-20 Recommended Budget	2019-20 Adopted by the Board of Supervisors
OTHER CHARGES					
CONTRIB TO OTHER AGENCIES-OTH	75231	1,444,293	1,568,125	1,568,125	1,684,432
TOTAL OTHER CHARGES		**1,444,293**	**1,568,125**	**1,568,125**	**1,684,432**
TOTAL EXPENDITURES/APPROPRIATIONS		**1,444,293**	**1,568,125**	**1,568,125**	**1,684,432**
NET COST		**1,444,293**	**1,568,125**	**1,568,125**	**1,684,432**

COUNTY OF SANTA CRUZ

DETAIL OF FINANCING SOURCES AND USES
GOVERNMENTAL FUNDS
FISCAL YEAR 2019-20

BUDGET UNIT: 13/18/30 -- CUSTODIAL FUNDS/COUNTY ADM OFFICES-OVERSIGHT B/ASSOC OF MONTEREY BAY GOVERNME
FUNCTION: PUBLIC PROTECTION
ACTIVITY: OTHER PROTECTION
FUND: 10-000

Detail by Revenue and Expenditure Object		2017-18 Actuals	2018-19 Actual [x] Estimated [ ]	2019-20 Recommended Budget	2019-20 Adopted by the Board of Supervisors
OTHER CHARGES					
CONTRIB TO OTHER AGENCIES-OTH	75231	33,233	33,046	33,046	32,807
TOTAL OTHER CHARGES		**33,233**	**33,046**	**33,046**	**32,807**
TOTAL EXPENDITURES/APPROPRIATIONS		**33,233**	**33,046**	**33,046**	**32,807**
NET COST		**33,233**	**33,046**	**33,046**	**32,807**

COUNTY OF SANTA CRUZ

DETAIL OF FINANCING SOURCES AND USES
GOVERNMENTAL FUNDS
FISCAL YEAR 2019-20

BUDGET UNIT: 13/18/45 -- CUSTODIAL FUNDS/COUNTY ADM OFFICES-OVERSIGHT B/LOCAL AGENCY FORMATION COMMISS
FUNCTION: PUBLIC PROTECTION
ACTIVITY: OTHER PROTECTION
FUND: 10-000

Detail by Revenue and Expenditure Object		2017-18 Actuals	2018-19 Actual [x] Estimated [ ]	2019-20 Recommended Budget	2019-20 Adopted by the Board of Supervisors
OTHER CHARGES					
CONTRIB TO OTHER AGENCIES-OTH	75231	125,067	128,800	128,800	133,933
TOTAL OTHER CHARGES		**125,067**	**128,800**	**128,800**	**133,933**
TOTAL EXPENDITURES/APPROPRIATIONS		**125,067**	**128,800**	**128,800**	**133,933**
NET COST		**125,067**	**128,800**	**128,800**	**133,933**

COUNTY OF SANTA CRUZ

DETAIL OF FINANCING SOURCES AND USES
GOVERNMENTAL FUNDS
FISCAL YEAR 2019-20

BUDGET UNIT: 13/18/55 -- CUSTODIAL FUNDS/COUNTY ADM OFFICES-OVERSIGHT B/COUNTY LIBRARY FUND
FUNCTION: EDUCATION
ACTIVITY: LIBRARY SERVICES
FUND: 26-100

Detail by Revenue and Expenditure Object		2017-18 Actuals	2018-19 Actual [x] Estimated [ ]	2019-20 Recommended Budget	2019-20 Adopted by the Board of Supervisors
TAXES					
PROPERTY TAX-CURRENT SEC-GEN	40100	6,075,125	6,413,496	6,611,143	6,611,143
RESIDUAL DISTRIBUTION	40106	13,071	1,211		
PROPERTY TAX-CURRENT UNSEC-GEN	40110	118,757	129,542	132,133	132,133
PROPERTY TAX-PRIOR UNSEC-GEN	40130	6,798	11,168	10,000	10,000
PENALTIES FOR DEL TAXES-SEE441	40142	636		500	500
REDMPTN PNLT -DELTXS-SEE 44143	40143	1,251		1,000	1,000
SUPP PROP TAX-CURRENT SEC	40150	106,732	149,490	90,000	90,000
SUPP PROP TAX-CURRENT UNSEC	40151	1,982	6,621	2,500	2,500
SUPP PROP TAX-PRIOR SEC	40160	5,215	2,642	3,000	3,000
SUPP PROP TAX-PRIOR UNSEC	40161	1,183	1,645	1,500	1,500
IN-LIEU TAXES OTHER	40197	1,990	2,026	1,000	1,000
TOTAL TAXES		**6,332,740**	**6,717,841**	**6,852,776**	**6,852,776**
FINES, FORFEITURES & ASSMNTS					
PENALTIES FOR DELINQUENT TAXES	44142		387		
REDMPTN PNLTIES FOR DELINQ TXS	44143		603		
TOTAL FINES, FORFEITURES & ASSMNTS		**0**	**990**	**0**	**0**
INTERGOVERNMENTAL REVENUES					
ST-HOMEOWNERS' PROP TAX RELIEF	40830	38,145	37,935	38,000	38,000
ST-OTHR TAX RELIEF SUBVENTIONS	40852	3,716	4,972	2,000	2,000
RDA PASS-THROUGHS	41162	54,054	77,137	50,000	50,000
TOTAL INTERGOVERNMENTAL REVENUES		**95,915**	**120,044**	**90,000**	**90,000**
TOTAL REVENUE		**6,428,655**	**6,838,875**	**6,942,776**	**6,942,776**
SERVICES AND SUPPLIES					
OTHER INSURANCE	61535	5,958	5,991	7,460	7,460
PROF & SPECIAL SERV-OTHER	62381	5,117,089	5,120,923	5,115,541	5,115,541
TOTAL SERVICES AND SUPPLIES		**5,123,047**	**5,126,914**	**5,123,001**	**5,123,001**
OTHER CHARGES					
CONTRIB TO CITY OF CAPITOLA	75236	296,842			
CONTRIB TO CITY OF SCOTTS VALL	75238		339,321		
COUNTY OVERHEAD A87/CP	75315	99,965	151,567	46,015	46,014
TOTAL OTHER CHARGES		**396,807**	**490,888**	**46,015**	**46,014**
OTHER FINANCING USES					
OP/TR OUT-TO 131215 CERTS	90003	5,670	5,681	5,759	5,759
OPER TRF OUT-TO PLANT FUND	90040	971,935	957,194	1,300,000	1,300,000
TOTAL OTHER FINANCING USES		**977,605**	**962,875**	**1,305,759**	**1,305,759**
TOTAL EXPENDITURES/APPROPRIATIONS		**6,497,459**	**6,580,677**	**6,474,775**	**6,474,774**
NET COST		**68,804**	**-258,198**	**-468,001**	**-468,002**

COUNTY OF SANTA CRUZ

DETAIL OF FINANCING SOURCES AND USES
GOVERNMENTAL FUNDS
FISCAL YEAR 2019-20

BUDGET UNIT: 13/49/35 -- CUSTODIAL FUNDS/POSCS-OVERSIGHT/ART IN PUBLIC PLACES
FUNCTION: RECREATION AND CULTURAL SERVIC
ACTIVITY: REC & CULTURE
FUND: 21-300

Detail by Revenue and Expenditure Object		2017-18 Actuals	2018-19 Actual [x] Estimated [ ]	2019-20 Recommended Budget	2019-20 Adopted by the Board of Supervisors
REV FROM USE OF MONEY & PROP					
INTEREST	40430	2,278	4,969	5,050	5,050
TOTAL REV FROM USE OF MONEY & PROP		**2,278**	**4,969**	**5,050**	**5,050**
CHARGES FOR SERVICES					
CHARGES FOR SERV-MEMO	42075	2,000	5,000		
TOTAL CHARGES FOR SERVICES		**2,000**	**5,000**	**0**	**0**
MISC. REVENUES					
CONTRIBUTIONS FROM OTHER FUNDS	42367	133,500	10,000	18,500	47,000
TOTAL MISC. REVENUES		**133,500**	**10,000**	**18,500**	**47,000**
OTHER FINANCING SOURCES					
OPERATING TRANSFER IN	42462		18,000		
TOTAL OTHER FINANCING SOURCES		**0**	**18,000**	**0**	**0**
TOTAL REVENUE		**137,778**	**37,969**	**23,550**	**52,050**
SERVICES AND SUPPLIES					
PROF & SPECIAL SERV-OTHER	62381			20,000	20,000
TOTAL SERVICES AND SUPPLIES		**0**	**0**	**20,000**	**20,000**
OTHER CHARGES					
SPECIAL PROJ COSTS (NON F/A)	75360	10,300	3,150		
TOTAL OTHER CHARGES		**10,300**	**3,150**	**0**	**0**
FIXED ASSETS					
BUILDINGS AND IMPROVEMENTS	86110	31,009	23,811	18,500	181,700
TOTAL FIXED ASSETS		**31,009**	**23,811**	**18,500**	**181,700**
TOTAL EXPENDITURES/APPROPRIATIONS		**41,309**	**26,961**	**38,500**	**201,700**
NET COST		**-96,469**	**-11,008**	**14,950**	**149,650**

COUNTY OF SANTA CRUZ

DETAIL OF FINANCING SOURCES AND USES
GOVERNMENTAL FUNDS
FISCAL YEAR 2019-20

BUDGET UNIT: 13/49/45 -- CUSTODIAL FUNDS/POSCS-OVERSIGHT/CULTURAL SERVICES
FUNCTION: RECREATION AND CULTURAL SERVIC
ACTIVITY: REC & CULTURE
FUND: 10-000

Detail by Revenue and Expenditure Object		2017-18 Actuals	2018-19 Actual [x] Estimated [ ]	2019-20 Recommended Budget	2019-20 Adopted by the Board of Supervisors
SERVICES AND SUPPLIES					
PROF & SPECIAL SERV-OTHER	62381	62,498	35,050	37,109	37,109
TOTAL SERVICES AND SUPPLIES		**62,498**	**35,050**	**37,109**	**37,109**
OTHER CHARGES					
ARTS COUNCIL/CULTURAL COUNCIL	75207	170,046	170,046	170,046	170,046
HISTORIC PRESERVATION	75245	154,594	154,594	154,594	154,594
SC VETS MEM BLDG	75286	76,598	76,650	76,650	76,650
TOTAL OTHER CHARGES		**401,238**	**401,290**	**401,290**	**401,290**
TOTAL EXPENDITURES/APPROPRIATIONS		**463,736**	**436,340**	**438,399**	**438,399**
NET COST		**463,736**	**436,340**	**438,399**	**438,399**

COUNTY OF SANTA CRUZ

DETAIL OF FINANCING SOURCES AND USES
GOVERNMENTAL FUNDS
FISCAL YEAR 2019-20

BUDGET UNIT: 13/54/20 -- CUSTODIAL FUNDS/PLANNING-OVERSIGHT/FISH AND GAME
FUNCTION: PUBLIC PROTECTION
ACTIVITY: OTHER PROTECTION
FUND: 21-225

Detail by Revenue and Expenditure Object		2017-18 Actuals	2018-19 Actual [x] Estimated [ ]	2019-20 Recommended Budget	2019-20 Adopted by the Board of Supervisors
FINES, FORFEITURES & ASSMNTS					
FISH & GAME FINES - F&G 13003	40384	1,889	3,932	3,000	3,000
JUDGMENTS & DAMAGES	40418	12,000	5,250	4,000	4,000
TOTAL FINES, FORFEITURES & ASSMNTS		**13,889**	**9,182**	**7,000**	**7,000**
REV FROM USE OF MONEY & PROP					
INTEREST	40430	177	354	200	200
TOTAL REV FROM USE OF MONEY & PROP		**177**	**354**	**200**	**200**
TOTAL REVENUE		**14,066**	**9,536**	**7,200**	**7,200**
OTHER CHARGES					
CONTRIB TO OTHER AGENCIES-OTH	75231	12,066	130	15,000	15,000
TOTAL OTHER CHARGES		**12,066**	**130**	**15,000**	**15,000**
TOTAL EXPENDITURES/APPROPRIATIONS		**12,066**	**130**	**15,000**	**15,000**
NET COST		**-2,000**	**-9,406**	**7,800**	**7,800**

COUNTY OF SANTA CRUZ

DETAIL OF FINANCING SOURCES AND USES
GOVERNMENTAL FUNDS
FISCAL YEAR 2019-20

BUDGET UNIT: 13/54/30 -- CUSTODIAL FUNDS/PLANNING-OVERSIGHT/HOUSING
FUNCTION: PUBLIC ASSISTANCE
ACTIVITY: OTHER ASSISTANCE
FUND: 21-025 HOUSING

Detail by Revenue and Expenditure Object		2017-18 Actuals	2018-19 Actual [x] Estimated [ ]	2019-20 Recommended Budget	2019-20 Adopted by the Board of Supervisors
REV FROM USE OF MONEY & PROP					
INTEREST	40430	8,475	14,474	4,500	4,500
INTEREST LOAN PAYMENTS	40436	21,222	31,610	21,415	21,415
TOTAL REV FROM USE OF MONEY & PROP		**29,697**	**46,084**	**25,915**	**25,915**
INTERGOVERNMENTAL REVENUES					
ST-HOUSING	40867	304,926			
TOTAL INTERGOVERNMENTAL REVENUES		**304,926**	**0**	**0**	**0**
MISC. REVENUES					
CONTRIBUTIONS-OTHER	42371	489,650			
PRIN/OTHER LOAN REPAYMENTS	42376	161,134	222,480	232,800	232,800
OFFSET-LOAN PRIN REPAYMTS	42377	-161,134	-222,480		
TOTAL MISC. REVENUES		**489,650**	**0**	**232,800**	**232,800**
OTHER FINANCING SOURCES					
OPERATING TRANSFER IN	42462	3,194			
TOTAL OTHER FINANCING SOURCES		**3,194**	**0**	**0**	**0**
TOTAL REVENUE		**827,467**	**46,084**	**258,715**	**258,715**
SERVICES AND SUPPLIES					
PLANNING SERVICES	62376	49,185		35,000	35,000
PROF & SPECIAL SERV-OTHER	62381	28,832	9,200	202,450	202,450
SPECIAL MISC EXPENSE-SERVICES	62856			3,500	3,500
SPECIAL MISC EXPENSE-SUPPLIES	62857	2,920			
TOTAL SERVICES AND SUPPLIES		**80,937**	**9,200**	**240,950**	**240,950**
OTHER FINANCING USES					
OPERATING TRANSFERS OUT	90000	3,195			
CHAR 90 HOMEOWNER LOANS-PRINC	91000	485,100	56,400	323,193	323,193
CHAR 90 OFFST-HMWNR LOANS PRNC	91010	-485,100	-56,400		
TOTAL OTHER FINANCING USES		**3,195**	**0**	**323,193**	**323,193**
TOTAL EXPENDITURES/APPROPRIATIONS		**84,132**	**9,200**	**564,143**	**564,143**
NET COST		**-743,335**	**-36,884**	**305,428**	**305,428**

COUNTY OF SANTA CRUZ

DETAIL OF FINANCING SOURCES AND USES
GOVERNMENTAL FUNDS
FISCAL YEAR 2019-20

BUDGET UNIT: 13/54/30 -- CUSTODIAL FUNDS/PLANNING-OVERSIGHT/HOUSING
FUNCTION: PUBLIC ASSISTANCE
ACTIVITY: OTHER ASSISTANCE
FUND: 21-030 HOUSING-LMIH ASSET FUND HSC SE

Detail by Revenue and Expenditure Object		2017-18 Actuals	2018-19 Actual [x] Estimated [ ]	2019-20 Recommended Budget	2019-20 Adopted by the Board of Supervisors
REV FROM USE OF MONEY & PROP					
INTEREST	40430	116,211	190,922	60,000	60,000
INTEREST LOAN PAYMENTS	40436	226,735	79,609	33,000	33,000
RENTS & CONCESSIONS	40440	34,630	36,167	70,000	70,000
TOTAL REV FROM USE OF MONEY & PROP		**377,576**	**306,698**	**163,000**	**163,000**
INTERGOVERNMENTAL REVENUES					
FED-FAS/FAU EMERGENCY RELIEF	41044		1,200		
TOTAL INTERGOVERNMENTAL REVENUES		**0**	**1,200**	**0**	**0**
MISC. REVENUES					
PRIN/OTHER LOAN REPAYMENTS	42376	419,046	300,906	1,270,000	1,326,899
OFFSET-LOAN PRIN REPAYMTS	42377	-419,046	-418,893		
NSF CHECKS	42380	1,135			
OTHER REVENUE	42384	54,831	343,965		
SERAF LOAN PRIN REPAY	42385	117,987			
TOTAL MISC. REVENUES		**173,953**	**225,978**	**1,270,000**	**1,326,899**
OTHER FINANCING SOURCES					
SALES OF LAND HELD FOR RESALE	42550			400,000	400,000
TOTAL OTHER FINANCING SOURCES		**0**	**0**	**400,000**	**400,000**
TOTAL REVENUE		**551,529**	**533,876**	**1,833,000**	**1,889,899**
SERVICES AND SUPPLIES					
MAINT-STRUCT/IMPS/GRDS-OTH-SRV	61845		88	2,000	2,000
DPW SERVICES-GENERAL MONEY	62330	12,371	37,755	3,000	3,000
LEGAL SERVICES	62360	11,946	15,121	30,000	59,989
PLANNING SERVICES	62376	471,990	570,169	450,000	450,000
PROF & SPECIAL SERV-OTHER	62381	267,338	209,171	250,000	304,568
SPECIAL MISC EXPENSE-SERVICES	62856		145	2,500	2,500
OPERATION OF ACQUIRED PROPERTY	62869	24,986	22,681	30,000	30,000
UTILITIES	63070			500	500
TOTAL SERVICES AND SUPPLIES		**788,631**	**855,130**	**768,000**	**852,557**
OTHER CHARGES					
AFFORDABLE HSNG PROGRAMS/PROJ	75201		253,892		8,500,000
TOTAL OTHER CHARGES		**0**	**253,892**	**0**	**8,500,000**
OTHER FINANCING USES					
OPERATING TRANSFERS OUT	90000				56,899
TOTAL OTHER FINANCING USES		**0**	**0**	**0**	**56,899**
TOTAL EXPENDITURES/APPROPRIATIONS		**788,631**	**1,109,022**	**768,000**	**9,409,456**
NET COST		**237,102**	**575,146**	**-1,065,000**	**7,519,557**

COUNTY OF SANTA CRUZ

DETAIL OF FINANCING SOURCES AND USES
GOVERNMENTAL FUNDS
FISCAL YEAR 2019-20

BUDGET UNIT: 13/54/30 -- CUSTODIAL FUNDS/PLANNING-OVERSIGHT/HOUSING
FUNCTION: PUBLIC ASSISTANCE
ACTIVITY: OTHER ASSISTANCE
FUND: 21-031 HOUSING-OTHER

Detail by Revenue and Expenditure Object		2017-18 Actuals	2018-19 Actual [x] Estimated [ ]	2019-20 Recommended Budget	2019-20 Adopted by the Board of Supervisors
REV FROM USE OF MONEY & PROP					
INTEREST	40430	58,991	63,746	30,000	30,000
TOTAL REV FROM USE OF MONEY & PROP		**58,991**	**63,746**	**30,000**	**30,000**
TOTAL REVENUE		**58,991**	**63,746**	**30,000**	**30,000**
SERVICES AND SUPPLIES					
PROF & SPECIAL SERV-OTHER	62381	-730			
TOTAL SERVICES AND SUPPLIES		**-730**	**0**	**0**	**0**
OTHER CHARGES					
AFFORDABLE HSNG PROGRAMS/PROJ	75201	1,079,254	2,279,912	1,682,862	2,205,565
TOTAL OTHER CHARGES		**1,079,254**	**2,279,912**	**1,682,862**	**2,205,565**
TOTAL EXPENDITURES/APPROPRIATIONS		**1,078,524**	**2,279,912**	**1,682,862**	**2,205,565**
NET COST		**1,019,533**	**2,216,166**	**1,652,862**	**2,175,565**

COUNTY OF SANTA CRUZ

DETAIL OF FINANCING SOURCES AND USES
GOVERNMENTAL FUNDS
FISCAL YEAR 2019-20

BUDGET UNIT: 13/61/01 -- CUSTODIAL FUNDS/REDEVELOPMENT AGENCY-OVERSIGHT/RDA OVERSIGHT-ADMIN
FUNCTION: PUBLIC ASSISTANCE
ACTIVITY: OTHER ASSISTANCE
FUND: 21-026 HOUSING CDBG

Detail by Revenue and Expenditure Object		2017-18 Actuals	2018-19 Actual [x] Estimated [ ]	2019-20 Recommended Budget	2019-20 Adopted by the Board of Supervisors
REV FROM USE OF MONEY & PROP					
INTEREST	40430		34		
INTEREST LOAN PAYMENTS	40436	2,300			
TOTAL REV FROM USE OF MONEY & PROP		**2,300**	**34**	**0**	**0**
MISC. REVENUES					
OTHER REVENUE	42384		36,161		
TOTAL MISC. REVENUES		**0**	**36,161**	**0**	**0**
TOTAL REVENUE		**2,300**	**36,195**	**0**	**0**
SERVICES AND SUPPLIES					
PLANNING SERVICES	62376	2,301			
PROF & SPECIAL SERV-OTHER	62381		6,153		
TOTAL SERVICES AND SUPPLIES		**2,301**	**6,153**	**0**	**0**
TOTAL EXPENDITURES/APPROPRIATIONS		**2,301**	**6,153**	**0**	**0**
NET COST		**1**	**-30,042**	**0**	**0**

COUNTY OF SANTA CRUZ

DETAIL OF FINANCING SOURCES AND USES
GOVERNMENTAL FUNDS
FISCAL YEAR 2019-20

BUDGET UNIT: 13/61/00 -- CUSTODIAL FUNDS/REDEVELOPMENT AGENCY-OVERSIGHT
FUNCTION: PUBLIC ASSISTANCE
ACTIVITY: OTHER ASSISTANCE
FUND: 21-027 HOUSING-SUBDIV IN-LIEU

Detail by Revenue and Expenditure Object		2017-18 Actuals	2018-19 Actual [x] Estimated [ ]	2019-20 Recommended Budget	2019-20 Adopted by the Board of Supervisors
REV FROM USE OF MONEY & PROP					
INTEREST	40430	8,704	34,980	30,000	30,000
TOTAL REV FROM USE OF MONEY & PROP		**8,704**	**34,980**	**30,000**	**30,000**
CHARGES FOR SERVICES					
AFFORDABLE HSNG/DEVELOPER FEES	41280	990,234	547,858	500,000	500,000
IN-LIEU DEVELOPMENT FEES	41308		283,760		
TOTAL CHARGES FOR SERVICES		**990,234**	**831,618**	**500,000**	**500,000**
MISC. REVENUES					
PRIN/OTHER LOAN REPAYMENTS	42376				56,900
TOTAL MISC. REVENUES		**0**	**0**	**0**	**56,900**
TOTAL REVENUE		**998,938**	**866,598**	**530,000**	**586,900**
SERVICES AND SUPPLIES					
SPECIAL MISC EXPENSE-SERVICES	62856	6,400	6,100	6,250	6,250
OPERATION OF ACQUIRED PROPERTY	62869	1,680	1,680	2,000	2,000
TOTAL SERVICES AND SUPPLIES		**8,080**	**7,780**	**8,250**	**8,250**
OTHER CHARGES					
AFFORDABLE HSNG PROGRAMS/PROJ	75201			1,000,000	1,000,000
TOTAL OTHER CHARGES		**0**	**0**	**1,000,000**	**1,000,000**
OTHER FINANCING USES					
OPERATING TRANSFERS OUT	90000				56,900
CHAR 90 HOMEOWNER LOANS-PRINC	91000			300,000	540,000
TOTAL OTHER FINANCING USES		**0**	**0**	**300,000**	**596,900**
TOTAL EXPENDITURES/APPROPRIATIONS		**8,080**	**7,780**	**1,308,250**	**1,605,150**
NET COST		**-990,858**	**-858,818**	**778,250**	**1,018,250**

COUNTY OF SANTA CRUZ

DETAIL OF FINANCING SOURCES AND USES
GOVERNMENTAL FUNDS
FISCAL YEAR 2019-20

BUDGET UNIT: 13/61/01 -- CUSTODIAL FUNDS/REDEVELOPMENT AGENCY-OVERSIGHT/RDA OVERSIGHT-ADMIN
FUNCTION: PUBLIC ASSISTANCE
ACTIVITY: OTHER ASSISTANCE
FUND: 21-028 HOUSING-PALOMA DEL MAR

Detail by Revenue and Expenditure Object		2017-18 Actuals	2018-19 Actual [x] Estimated [ ]	2019-20 Recommended Budget	2019-20 Adopted by the Board of Supervisors
REV FROM USE OF MONEY & PROP					
INTEREST	40430	3,712	5,924	5,000	5,000
TOTAL REV FROM USE OF MONEY & PROP		**3,712**	**5,924**	**5,000**	**5,000**
TOTAL REVENUE		**3,712**	**5,924**	**5,000**	**5,000**
OTHER CHARGES					
AFFORDABLE HOUSING PROGRAM	74001	12,300	11,600	11,400	13,900
AFFORD.HOUSING/ADMIN COST	74002	5,000	5,000	5,000	5,000
TOTAL OTHER CHARGES		**17,300**	**16,600**	**16,400**	**18,900**
TOTAL EXPENDITURES/APPROPRIATIONS		**17,300**	**16,600**	**16,400**	**18,900**
NET COST		**13,588**	**10,676**	**11,400**	**13,900**

COUNTY OF SANTA CRUZ

DETAIL OF FINANCING SOURCES AND USES
GOVERNMENTAL FUNDS
FISCAL YEAR 2019-20

BUDGET UNIT: 13/61/01 -- CUSTODIAL FUNDS/REDEVELOPMENT AGENCY-OVERSIGHT/RDA OVERSIGHT-ADMIN
FUNCTION: PUBLIC ASSISTANCE
ACTIVITY: OTHER ASSISTANCE
FUND: 21-029

Detail by Revenue and Expenditure Object		2017-18 Actuals	2018-19 Actual [x] Estimated [ ]	2019-20 Recommended Budget	2019-20 Adopted by the Board of Supervisors
REV FROM USE OF MONEY & PROP					
INTEREST	40430	1,440	612	1,000	1,000
INTEREST LOAN PAYMENTS	40436			13,500	13,500
TOTAL REV FROM USE OF MONEY & PROP		**1,440**	**612**	**14,500**	**14,500**
INTERGOVERNMENTAL REVENUES					
FED-HUD	41106	17,500	557,471		620,952
TOTAL INTERGOVERNMENTAL REVENUES		**17,500**	**557,471**	**0**	**620,952**
MISC. REVENUES					
PRIN/OTHER LOAN REPAYMENTS	42376			150,000	150,000
TOTAL MISC. REVENUES		**0**	**0**	**150,000**	**150,000**
TOTAL REVENUE		**18,940**	**558,083**	**164,500**	**785,452**
SERVICES AND SUPPLIES					
PLANNING SERVICES	62376	-14,391	23,150	20,000	69,450
PROF & SPECIAL SERV-OTHER	62381		-5,274		
TOTAL SERVICES AND SUPPLIES		**-14,391**	**17,876**	**20,000**	**69,450**
OTHER CHARGES					
CONTRIB TO OTH AGENCIES-GRANTS	75229	150,431	215,504	30,000	236,451
TOTAL OTHER CHARGES		**150,431**	**215,504**	**30,000**	**236,451**
OTHER FINANCING USES					
CHAR 90 HOMEOWNER LOANS-PRINC	91000		373,810	115,324	115,324
CHAR 90 OFFST-HMWNR LOANS PRNC	91010		-373,810		
TOTAL OTHER FINANCING USES		**0**	**0**	**115,324**	**115,324**
TOTAL EXPENDITURES/APPROPRIATIONS		**136,040**	**233,380**	**165,324**	**421,225**
NET COST		**117,100**	**-324,703**	**824**	**-364,227**

This Page Intentionally Left Blank

PLANT Including
PARK DEDICATION

COUNTY OF SANTA CRUZ

DETAIL OF FINANCING SOURCES AND USES
GOVERNMENTAL FUNDS
FISCAL YEAR 2019-20

BUDGET UNIT: 19/00/00 -- PLANT ACQUISITION
FUNCTION: GENERAL GOVERNMENT
ACTIVITY: PLANT ACQUISITION
FUND: 10-000

Detail by Revenue and Expenditure Object		2017-18 Actuals	2018-19 Actual [x] Estimated [ ]	2019-20 Recommended Budget	2019-20 Adopted by the Board of Supervisors
SERVICES AND SUPPLIES					
PROF & SPECIAL SERV-OTHER	62381				700,000
TOTAL SERVICES AND SUPPLIES		**0**	**0**	**0**	**700,000**
OTHER FINANCING USES					
OPERATING TRANSFERS OUT	90000	1,000,000	352,402	500,000	2,000,000
OPER TRF OUT-TO PLANT FUND	90040	60,000	3,100,795	500,000	100,000
TOTAL OTHER FINANCING USES		**1,060,000**	**3,453,197**	**1,000,000**	**2,100,000**
INTRAFUND TRANSFERS					
INTRA-FUND TRF-OTHER	95225				630,302
TOTAL INTRAFUND TRANSFERS		**0**	**0**	**0**	**630,302**
TOTAL EXPENDITURES/APPROPRIATIONS		**1,060,000**	**3,453,197**	**1,000,000**	**3,430,302**
NET COST		**1,060,000**	**3,453,197**	**1,000,000**	**3,430,302**

COUNTY OF SANTA CRUZ

DETAIL OF FINANCING SOURCES AND USES
GOVERNMENTAL FUNDS
FISCAL YEAR 2019-20

BUDGET UNIT: 19/00/00 -- PLANT ACQUISITION
FUNCTION: GENERAL GOVERNMENT
ACTIVITY: PLANT ACQUISITION
FUND: 21-120 PARK DED-LA SELA I-01

Detail by Revenue and Expenditure Object		2017-18 Actuals	2018-19 Actual [x] Estimated [ ]	2019-20 Recommended Budget	2019-20 Adopted by the Board of Supervisors
CHARGES FOR SERVICES					
PARK DEDICATION FEES	42204	2,000			
TOTAL CHARGES FOR SERVICES		**2,000**	**0**	**0**	**0**
TOTAL REVENUE		**2,000**	**0**	**0**	**0**
FIXED ASSETS					
LAND PURCHASE	86001			36,107	36,107
TOTAL FIXED ASSETS		**0**	**0**	**36,107**	**36,107**
TOTAL EXPENDITURES/APPROPRIATIONS		**0**	**0**	**36,107**	**36,107**
NET COST		**-2,000**	**0**	**36,107**	**36,107**

COUNTY OF SANTA CRUZ

DETAIL OF FINANCING SOURCES AND USES
GOVERNMENTAL FUNDS
FISCAL YEAR 2019-20

BUDGET UNIT: 19/00/00 -- PLANT ACQUISITION
FUNCTION: GENERAL GOVERNMENT
ACTIVITY: PLANT ACQUISITION
FUND: 21-125 PARK DED-APTOS I-02

Detail by Revenue and Expenditure Object		2017-18 Actuals	2018-19 Actual [x] Estimated [ ]	2019-20 Recommended Budget	2019-20 Adopted by the Board of Supervisors
CHARGES FOR SERVICES					
PARK DEDICATION FEES	42204	27,000	13,000	15,000	15,000
TOTAL CHARGES FOR SERVICES		**27,000**	**13,000**	**15,000**	**15,000**
TOTAL REVENUE		**27,000**	**13,000**	**15,000**	**15,000**
FIXED ASSETS					
LAND PURCHASE	86001			30,308	30,308
BUILDINGS AND IMPROVEMENTS	86110	2,711	740	405,030	447,290
TOTAL FIXED ASSETS		**2,711**	**740**	**435,338**	**477,598**
TOTAL EXPENDITURES/APPROPRIATIONS		**2,711**	**740**	**435,338**	**477,598**
NET COST		**-24,289**	**-12,260**	**420,338**	**462,598**

COUNTY OF SANTA CRUZ

DETAIL OF FINANCING SOURCES AND USES
GOVERNMENTAL FUNDS
FISCAL YEAR 2019-20

BUDGET UNIT: 19/00/00 -- PLANT ACQUISITION
FUNCTION: GENERAL GOVERNMENT
ACTIVITY: PLANT ACQUISITION
FUND: 21-130 PARK DED-LIVE OAK I-03

Detail by Revenue and Expenditure Object		2017-18 Actuals	2018-19 Actual [x] Estimated [ ]	2019-20 Recommended Budget	2019-20 Adopted by the Board of Supervisors
CHARGES FOR SERVICES					
PARK DEDICATION FEES	42204	43,220	27,000	30,000	30,000
TOTAL CHARGES FOR SERVICES		**43,220**	**27,000**	**30,000**	**30,000**
TOTAL REVENUE		**43,220**	**27,000**	**30,000**	**30,000**
FIXED ASSETS					
LAND PURCHASE	86001			27,000	24,000
BUILDINGS AND IMPROVEMENTS	86110	58,995	33,410	147,923	169,682
TOTAL FIXED ASSETS		**58,995**	**33,410**	**174,923**	**193,682**
TOTAL EXPENDITURES/APPROPRIATIONS		**58,995**	**33,410**	**174,923**	**193,682**
NET COST		**15,775**	**6,410**	**144,923**	**163,682**

COUNTY OF SANTA CRUZ

DETAIL OF FINANCING SOURCES AND USES
GOVERNMENTAL FUNDS
FISCAL YEAR 2019-20

BUDGET UNIT: 19/00/00 -- PLANT ACQUISITION
FUNCTION: GENERAL GOVERNMENT
ACTIVITY: PLANT ACQUISITION
FUND: 21-135 PARK DED-PAJARO I-04

Detail by Revenue and Expenditure Object		2017-18 Actuals	2018-19 Actual [x] Estimated [ ]	2019-20 Recommended Budget	2019-20 Adopted by the Board of Supervisors
REV FROM USE OF MONEY & PROP					
INTEREST	40430	3			
TOTAL REV FROM USE OF MONEY & PROP		**3**	**0**	**0**	**0**
CHARGES FOR SERVICES					
PARK DEDICATION FEES	42204	7,000	8,000	4,000	4,000
TOTAL CHARGES FOR SERVICES		**7,000**	**8,000**	**4,000**	**4,000**
TOTAL REVENUE		**7,003**	**8,000**	**4,000**	**4,000**
FIXED ASSETS					
LAND PURCHASE	86001			4,000	4,000
BUILDINGS AND IMPROVEMENTS	86110		39,720	31,627	71,688
TOTAL FIXED ASSETS		**0**	**39,720**	**35,627**	**75,688**
TOTAL EXPENDITURES/APPROPRIATIONS		**0**	**39,720**	**35,627**	**75,688**
NET COST		**-7,003**	**31,720**	**31,627**	**71,688**

COUNTY OF SANTA CRUZ

DETAIL OF FINANCING SOURCES AND USES
GOVERNMENTAL FUNDS
FISCAL YEAR 2019-20

BUDGET UNIT: 19/00/00 -- PLANT ACQUISITION
FUNCTION: GENERAL GOVERNMENT
ACTIVITY: PLANT ACQUISITION
FUND: 21-140 PARK DED-SAN ANDREAS II-05

Detail by Revenue and Expenditure Object		2017-18 Actuals	2018-19 Actual [x] Estimated [ ]	2019-20 Recommended Budget	2019-20 Adopted by the Board of Supervisors
CHARGES FOR SERVICES					
PARK DEDICATION FEES	42204	2,400	4,800		
TOTAL CHARGES FOR SERVICES		**2,400**	**4,800**	**0**	**0**
TOTAL REVENUE		**2,400**	**4,800**	**0**	**0**
FIXED ASSETS					
LAND PURCHASE	86001			9,288	10,088
TOTAL FIXED ASSETS		**0**	**0**	**9,288**	**10,088**
TOTAL EXPENDITURES/APPROPRIATIONS		**0**	**0**	**9,288**	**10,088**
NET COST		**-2,400**	**-4,800**	**9,288**	**10,088**

COUNTY OF SANTA CRUZ

DETAIL OF FINANCING SOURCES AND USES
GOVERNMENTAL FUNDS
FISCAL YEAR 2019-20

BUDGET UNIT: 19/00/00 -- PLANT ACQUISITION
FUNCTION: GENERAL GOVERNMENT
ACTIVITY: PLANT ACQUISITION
FUND: 21-145 PARK DED-CARBONERA II-06

Detail by Revenue and Expenditure Object		2017-18 Actuals	2018-19 Actual [x] Estimated [ ]	2019-20 Recommended Budget	2019-20 Adopted by the Board of Supervisors
REV FROM USE OF MONEY & PROP					
INTEREST	40430	3			
TOTAL REV FROM USE OF MONEY & PROP		**3**	**0**	**0**	**0**
CHARGES FOR SERVICES					
PARK DEDICATION FEES	42204	11,200	10,277	10,000	10,000
TOTAL CHARGES FOR SERVICES		**11,200**	**10,277**	**10,000**	**10,000**
TOTAL REVENUE		**11,203**	**10,277**	**10,000**	**10,000**
FIXED ASSETS					
LAND PURCHASE	86001			31,694	31,694
BUILDINGS AND IMPROVEMENTS	86110	38,306		132,815	133,092
TOTAL FIXED ASSETS		**38,306**	**0**	**164,509**	**164,786**
TOTAL EXPENDITURES/APPROPRIATIONS		**38,306**	**0**	**164,509**	**164,786**
NET COST		**27,103**	**-10,277**	**154,509**	**154,786**

COUNTY OF SANTA CRUZ

DETAIL OF FINANCING SOURCES AND USES
GOVERNMENTAL FUNDS
FISCAL YEAR 2019-20

BUDGET UNIT: 19/00/00 -- PLANT ACQUISITION
FUNCTION: GENERAL GOVERNMENT
ACTIVITY: PLANT ACQUISITION
FUND: 21-150 PARK DED-SOQUEL II-07

Detail by Revenue and Expenditure Object		2017-18 Actuals	2018-19 Actual [x] Estimated [ ]	2019-20 Recommended Budget	2019-20 Adopted by the Board of Supervisors
CHARGES FOR SERVICES					
PARK DEDICATION FEES	42204	8,000	24,800	10,000	10,000
TOTAL CHARGES FOR SERVICES		**8,000**	**24,800**	**10,000**	**10,000**
TOTAL REVENUE		**8,000**	**24,800**	**10,000**	**10,000**
FIXED ASSETS					
LAND PURCHASE	86001			45,213	45,213
BUILDINGS AND IMPROVEMENTS	86110	105,344	16,479	57,655	283,927
TOTAL FIXED ASSETS		**105,344**	**16,479**	**102,868**	**329,140**
TOTAL EXPENDITURES/APPROPRIATIONS		**105,344**	**16,479**	**102,868**	**329,140**
NET COST		**97,344**	**-8,321**	**92,868**	**319,140**

COUNTY OF SANTA CRUZ

DETAIL OF FINANCING SOURCES AND USES
GOVERNMENTAL FUNDS
FISCAL YEAR 2019-20

BUDGET UNIT: 19/00/00 -- PLANT ACQUISITION
FUNCTION: GENERAL GOVERNMENT
ACTIVITY: PLANT ACQUISITION
FUND: 21-155 PARK DED-SAN LORENZO II-08

Detail by Revenue and Expenditure Object		2017-18 Actuals	2018-19 Actual [x] Estimated [ ]	2019-20 Recommended Budget	2019-20 Adopted by the Board of Supervisors
CHARGES FOR SERVICES					
PARK DEDICATION FEES	42204	11,200	19,564	5,000	5,000
TOTAL CHARGES FOR SERVICES		**11,200**	**19,564**	**5,000**	**5,000**
TOTAL REVENUE		**11,200**	**19,564**	**5,000**	**5,000**
OTHER FINANCING USES					
OPERATING TRANSFERS OUT	90000	10,592	11,999	17,600	20,565
TOTAL OTHER FINANCING USES		**10,592**	**11,999**	**17,600**	**20,565**
TOTAL EXPENDITURES/APPROPRIATIONS		**10,592**	**11,999**	**17,600**	**20,565**
NET COST		**-608**	**-7,565**	**12,600**	**15,565**

COUNTY OF SANTA CRUZ

DETAIL OF FINANCING SOURCES AND USES
GOVERNMENTAL FUNDS
FISCAL YEAR 2019-20

BUDGET UNIT: 19/00/00 -- PLANT ACQUISITION
FUNCTION: GENERAL GOVERNMENT
ACTIVITY: PLANT ACQUISITION
FUND: 21-160 PARK DED-APTOS HILLS III-09

Detail by Revenue and Expenditure Object		2017-18 Actuals	2018-19 Actual [x] Estimated [ ]	2019-20 Recommended Budget	2019-20 Adopted by the Board of Supervisors
CHARGES FOR SERVICES					
PARK DEDICATION FEES	42204	8,670	5,202	6,000	6,000
TOTAL CHARGES FOR SERVICES		**8,670**	**5,202**	**6,000**	**6,000**
TOTAL REVENUE		**8,670**	**5,202**	**6,000**	**6,000**
FIXED ASSETS					
LAND PURCHASE	86001			32,905	32,905
BUILDINGS AND IMPROVEMENTS	86110			52,581	86,652
TOTAL FIXED ASSETS		**0**	**0**	**85,486**	**119,557**
TOTAL EXPENDITURES/APPROPRIATIONS		**0**	**0**	**85,486**	**119,557**
NET COST		**-8,670**	**-5,202**	**79,486**	**113,557**

COUNTY OF SANTA CRUZ

DETAIL OF FINANCING SOURCES AND USES
GOVERNMENTAL FUNDS
FISCAL YEAR 2019-20

BUDGET UNIT: 19/00/00 -- PLANT ACQUISITION
FUNCTION: GENERAL GOVERNMENT
ACTIVITY: PLANT ACQUISITION
FUND: 21-165 PARK DED-SKYLINE III-10

Detail by Revenue and Expenditure Object		2017-18 Actuals	2018-19 Actual [x] Estimated [ ]	2019-20 Recommended Budget	2019-20 Adopted by the Board of Supervisors
CHARGES FOR SERVICES					
PARK DEDICATION FEES	42204	1,734	2,312	2,000	2,000
TOTAL CHARGES FOR SERVICES		**1,734**	**2,312**	**2,000**	**2,000**
TOTAL REVENUE		**1,734**	**2,312**	**2,000**	**2,000**
FIXED ASSETS					
LAND PURCHASE	86001			104,514	105,093
TOTAL FIXED ASSETS		**0**	**0**	**104,514**	**105,093**
TOTAL EXPENDITURES/APPROPRIATIONS		**0**	**0**	**104,514**	**105,093**
NET COST		**-1,734**	**-2,312**	**102,514**	**103,093**

COUNTY OF SANTA CRUZ

DETAIL OF FINANCING SOURCES AND USES
GOVERNMENTAL FUNDS
FISCAL YEAR 2019-20

BUDGET UNIT: 19/00/00 -- PLANT ACQUISITION
FUNCTION: GENERAL GOVERNMENT
ACTIVITY: PLANT ACQUISITION
FUND: 21-170 PARK DED-SUMMIT III-11

Detail by Revenue and Expenditure Object		2017-18 Actuals	2018-19 Actual [x] Estimated [ ]	2019-20 Recommended Budget	2019-20 Adopted by the Board of Supervisors
CHARGES FOR SERVICES					
PARK DEDICATION FEES	42204	2,312	8,092	5,300	5,300
TOTAL CHARGES FOR SERVICES		**2,312**	**8,092**	**5,300**	**5,300**
TOTAL REVENUE		**2,312**	**8,092**	**5,300**	**5,300**
FIXED ASSETS					
LAND PURCHASE	86001			127,603	130,493
TOTAL FIXED ASSETS		**0**	**0**	**127,603**	**130,493**
TOTAL EXPENDITURES/APPROPRIATIONS		**0**	**0**	**127,603**	**130,493**
NET COST		**-2,312**	**-8,092**	**122,303**	**125,193**

COUNTY OF SANTA CRUZ

DETAIL OF FINANCING SOURCES AND USES
GOVERNMENTAL FUNDS
FISCAL YEAR 2019-20

BUDGET UNIT: 19/00/00 -- PLANT ACQUISITION
FUNCTION: GENERAL GOVERNMENT
ACTIVITY: PLANT ACQUISITION
FUND: 21-175 PARK DED-EUREKA III-12

Detail by Revenue and Expenditure Object		2017-18 Actuals	2018-19 Actual [x] Estimated [ ]	2019-20 Recommended Budget	2019-20 Adopted by the Board of Supervisors
CHARGES FOR SERVICES					
PARK DEDICATION FEES	42204	2,312	4,624	3,000	3,000
TOTAL CHARGES FOR SERVICES		**2,312**	**4,624**	**3,000**	**3,000**
TOTAL REVENUE		**2,312**	**4,624**	**3,000**	**3,000**
FIXED ASSETS					
LAND PURCHASE	86001			5,312	5,312
BUILDINGS AND IMPROVEMENTS	86110		17,805	93,432	124,356
TOTAL FIXED ASSETS		**0**	**17,805**	**98,744**	**129,668**
TOTAL EXPENDITURES/APPROPRIATIONS		**0**	**17,805**	**98,744**	**129,668**
NET COST		**-2,312**	**13,181**	**95,744**	**126,668**

COUNTY OF SANTA CRUZ

DETAIL OF FINANCING SOURCES AND USES
GOVERNMENTAL FUNDS
FISCAL YEAR 2019-20

BUDGET UNIT: 19/00/00 -- PLANT ACQUISITION
FUNCTION: GENERAL GOVERNMENT
ACTIVITY: PLANT ACQUISITION
FUND: 21-180 PARK DED-NORTH COAST III-13

Detail by Revenue and Expenditure Object		2017-18 Actuals	2018-19 Actual [x] Estimated [ ]	2019-20 Recommended Budget	2019-20 Adopted by the Board of Supervisors
CHARGES FOR SERVICES					
PARK DEDICATION FEES	42204	1,734			
TOTAL CHARGES FOR SERVICES		**1,734**	**0**	**0**	**0**
TOTAL REVENUE		**1,734**	**0**	**0**	**0**
FIXED ASSETS					
LAND PURCHASE	86001			5,809	5,809
BUILDINGS AND IMPROVEMENTS	86110	8,500			
TOTAL FIXED ASSETS		**8,500**	**0**	**5,809**	**5,809**
TOTAL EXPENDITURES/APPROPRIATIONS		**8,500**	**0**	**5,809**	**5,809**
NET COST		**6,766**	**0**	**5,809**	**5,809**

COUNTY OF SANTA CRUZ

DETAIL OF FINANCING SOURCES AND USES
GOVERNMENTAL FUNDS
FISCAL YEAR 2019-20

BUDGET UNIT: 19/00/00 -- PLANT ACQUISITION
FUNCTION: GENERAL GOVERNMENT
ACTIVITY: PLANT ACQUISITION
FUND: 21-185 PARK DED-BONNY DOON III-14

Detail by Revenue and Expenditure Object		2017-18 Actuals	2018-19 Actual [x] Estimated [ ]	2019-20 Recommended Budget	2019-20 Adopted by the Board of Supervisors
CHARGES FOR SERVICES					
PARK DEDICATION FEES	42204	6,358	1,156		
TOTAL CHARGES FOR SERVICES		**6,358**	**1,156**	**0**	**0**
TOTAL REVENUE		**6,358**	**1,156**	**0**	**0**
FIXED ASSETS					
LAND PURCHASE	86001			69,009	70,165
TOTAL FIXED ASSETS		**0**	**0**	**69,009**	**70,165**
TOTAL EXPENDITURES/APPROPRIATIONS		**0**	**0**	**69,009**	**70,165**
NET COST		**-6,358**	**-1,156**	**69,009**	**70,165**

COUNTY OF SANTA CRUZ

DETAIL OF FINANCING SOURCES AND USES
GOVERNMENTAL FUNDS
FISCAL YEAR 2019-20

BUDGET UNIT: 19/00/00 -- PLANT ACQUISITION
FUNCTION: GENERAL GOVERNMENT
ACTIVITY: PLANT ACQUISITION
FUND: 21-190 PARK DED-SALSIPUEDES III-15

Detail by Revenue and Expenditure Object		2017-18 Actuals	2018-19 Actual [x] Estimated [ ]	2019-20 Recommended Budget	2019-20 Adopted by the Board of Supervisors
CHARGES FOR SERVICES					
PARK DEDICATION FEES	42204	6,936	1,156		
TOTAL CHARGES FOR SERVICES		**6,936**	**1,156**	**0**	**0**
TOTAL REVENUE		**6,936**	**1,156**	**0**	**0**
FIXED ASSETS					
LAND PURCHASE	86001			82,449	82,449
TOTAL FIXED ASSETS		**0**	**0**	**82,449**	**82,449**
TOTAL EXPENDITURES/APPROPRIATIONS		**0**	**0**	**82,449**	**82,449**
NET COST		**-6,936**	**-1,156**	**82,449**	**82,449**

COUNTY OF SANTA CRUZ

DETAIL OF FINANCING SOURCES AND USES
GOVERNMENTAL FUNDS
FISCAL YEAR 2019-20

BUDGET UNIT: 19/00/00 -- PLANT ACQUISITION
FUNCTION: GENERAL GOVERNMENT
ACTIVITY: PLANT ACQUISITION
FUND: 21-195 PARK DED-ALBA REC

Detail by Revenue and Expenditure Object		2017-18 Actuals	2018-19 Actual [x] Estimated [ ]	2019-20 Recommended Budget	2019-20 Adopted by the Board of Supervisors
REV FROM USE OF MONEY & PROP					
INTEREST	40430	6	10	10	10
TOTAL REV FROM USE OF MONEY & PROP		**6**	**10**	**10**	**10**
TOTAL REVENUE		**6**	**10**	**10**	**10**
OTHER CHARGES					
CONTRIB TO OTHER AGENCIES-OTH	75231			511	515
TOTAL OTHER CHARGES		**0**	**0**	**511**	**515**
TOTAL EXPENDITURES/APPROPRIATIONS		**0**	**0**	**511**	**515**
NET COST		**-6**	**-10**	**501**	**505**

COUNTY OF SANTA CRUZ

DETAIL OF FINANCING SOURCES AND USES
GOVERNMENTAL FUNDS
FISCAL YEAR 2019-20

BUDGET UNIT: 19/00/00 -- PLANT ACQUISITION
FUNCTION: GENERAL GOVERNMENT
ACTIVITY: PLANT ACQUISITION
FUND: 21-200 PARK DED-BOULDER CREEK REC

Detail by Revenue and Expenditure Object		2017-18 Actuals	2018-19 Actual [x] Estimated [ ]	2019-20 Recommended Budget	2019-20 Adopted by the Board of Supervisors
REV FROM USE OF MONEY & PROP					
INTEREST	40430	165	301	150	150
TOTAL REV FROM USE OF MONEY & PROP		**165**	**301**	**150**	**150**
CHARGES FOR SERVICES					
PARK DEDICATION FEES	42204	2,400			
TOTAL CHARGES FOR SERVICES		**2,400**	**0**	**0**	**0**
TOTAL REVENUE		**2,565**	**301**	**150**	**150**
OTHER CHARGES					
CONTRIB TO OTHER AGENCIES-OTH	75231			15,149	15,376
TOTAL OTHER CHARGES		**0**	**0**	**15,149**	**15,376**
TOTAL EXPENDITURES/APPROPRIATIONS		**0**	**0**	**15,149**	**15,376**
NET COST		**-2,565**	**-301**	**14,999**	**15,226**

COUNTY OF SANTA CRUZ

DETAIL OF FINANCING SOURCES AND USES
GOVERNMENTAL FUNDS
FISCAL YEAR 2019-20

BUDGET UNIT: 19/00/00 -- PLANT ACQUISITION
FUNCTION: GENERAL GOVERNMENT
ACTIVITY: PLANT ACQUISITION
FUND: 21-205 PARK DED-LA SELVA REC

Detail by Revenue and Expenditure Object		2017-18 Actuals	2018-19 Actual [x] Estimated [ ]	2019-20 Recommended Budget	2019-20 Adopted by the Board of Supervisors
REV FROM USE OF MONEY & PROP					
INTEREST	40430	589	40	20	20
TOTAL REV FROM USE OF MONEY & PROP		**589**	**40**	**20**	**20**
CHARGES FOR SERVICES					
PARK DEDICATION FEES	42204		6,000		
TOTAL CHARGES FOR SERVICES		**0**	**6,000**	**0**	**0**
TOTAL REVENUE		**589**	**6,040**	**20**	**20**
OTHER CHARGES					
CONTRIB TO OTHER AGENCIES-OTH	75231	78,432		2,072	6,109
TOTAL OTHER CHARGES		**78,432**	**0**	**2,072**	**6,109**
TOTAL EXPENDITURES/APPROPRIATIONS		**78,432**	**0**	**2,072**	**6,109**
NET COST		**77,843**	**-6,040**	**2,052**	**6,089**

COUNTY OF SANTA CRUZ

DETAIL OF FINANCING SOURCES AND USES
GOVERNMENTAL FUNDS
FISCAL YEAR 2019-20

BUDGET UNIT: 19/00/00 -- PLANT ACQUISITION
FUNCTION: GENERAL GOVERNMENT
ACTIVITY: PLANT ACQUISITION
FUND: 21-210 PARK DED-OPAL REC

Detail by Revenue and Expenditure Object		2017-18 Actuals	2018-19 Actual [x] Estimated [ ]	2019-20 Recommended Budget	2019-20 Adopted by the Board of Supervisors
REV FROM USE OF MONEY & PROP					
INTEREST	40430	175	359	180	180
TOTAL REV FROM USE OF MONEY & PROP		**175**	**359**	**180**	**180**
CHARGES FOR SERVICES					
PARK DEDICATION FEES	42204	4,000	1,000		
TOTAL CHARGES FOR SERVICES		**4,000**	**1,000**	**0**	**0**
TOTAL REVENUE		**4,175**	**1,359**	**180**	**180**
OTHER CHARGES					
CONTRIB TO OTHER AGENCIES-OTH	75231			18,247	18,532
TOTAL OTHER CHARGES		**0**	**0**	**18,247**	**18,532**
TOTAL EXPENDITURES/APPROPRIATIONS		**0**	**0**	**18,247**	**18,532**
NET COST		**-4,175**	**-1,359**	**18,067**	**18,352**

COUNTY OF SANTA CRUZ

DETAIL OF FINANCING SOURCES AND USES
GOVERNMENTAL FUNDS
FISCAL YEAR 2019-20

BUDGET UNIT: 19/00/00 -- PLANT ACQUISITION
FUNCTION: GENERAL GOVERNMENT
ACTIVITY: PLANT ACQUISITION
FUND: 21-215 PARK DED-CERTS RESERVE

Detail by Revenue and Expenditure Object		2017-18 Actuals	2018-19 Actual [x] Estimated [ ]	2019-20 Recommended Budget	2019-20 Adopted by the Board of Supervisors
REV FROM USE OF MONEY & PROP					
INTEREST	40430	140	237	240	240
TOTAL REV FROM USE OF MONEY & PROP		**140**	**237**	**240**	**240**
TOTAL REVENUE		**140**	**237**	**240**	**240**
FIXED ASSETS					
LAND PURCHASE	86001			12,138	12,189
TOTAL FIXED ASSETS		**0**	**0**	**12,138**	**12,189**
TOTAL EXPENDITURES/APPROPRIATIONS		**0**	**0**	**12,138**	**12,189**
NET COST		**-140**	**-237**	**11,898**	**11,949**

COUNTY OF SANTA CRUZ

DETAIL OF FINANCING SOURCES AND USES
GOVERNMENTAL FUNDS
FISCAL YEAR 2019-20

BUDGET UNIT: 19/00/00 -- PLANT ACQUISITION
FUNCTION: GENERAL GOVERNMENT
ACTIVITY: PLANT ACQUISITION
FUND: 21-216 PARK DED-FUND INTEREST

Detail by Revenue and Expenditure Object		2017-18 Actuals	2018-19 Actual [x] Estimated [ ]	2019-20 Recommended Budget	2019-20 Adopted by the Board of Supervisors
REV FROM USE OF MONEY & PROP					
INTEREST	40430	23,643	38,363	33,895	33,895
TOTAL REV FROM USE OF MONEY & PROP		**23,643**	**38,363**	**33,895**	**33,895**
TOTAL REVENUE		**23,643**	**38,363**	**33,895**	**33,895**
SERVICES AND SUPPLIES					
ACCOUNTING AND AUDITING FEES	62301	2,657	2,675	3,500	3,500
POSCS SERVICES	62380	13,911	36,218	36,000	50,252
TOTAL SERVICES AND SUPPLIES		**16,568**	**38,893**	**39,500**	**53,752**
TOTAL EXPENDITURES/APPROPRIATIONS		**16,568**	**38,893**	**39,500**	**53,752**
NET COST		**-7,075**	**530**	**5,605**	**19,857**

COUNTY OF SANTA CRUZ

DETAIL OF FINANCING SOURCES AND USES
GOVERNMENTAL FUNDS
FISCAL YEAR 2019-20

BUDGET UNIT: 19/00/00 -- PLANT ACQUISITION
FUNCTION: GENERAL GOVERNMENT
ACTIVITY: PLANT ACQUISITION
FUND: 21-310 PARK DED-STATE PARK BONDS

Detail by Revenue and Expenditure Object		2017-18 Actuals	2018-19 Actual [x] Estimated [ ]	2019-20 Recommended Budget	2019-20 Adopted by the Board of Supervisors
INTERGOVERNMENTAL REVENUES					
ST-HOUSING & COMMUNITY DEV	40544	147,339	204,871		
ST-DEPT OF PARKS & REC	40864	20,961	98,000	984,775	1,019,647
TOTAL INTERGOVERNMENTAL REVENUES		**168,300**	**302,871**	**984,775**	**1,019,647**
TOTAL REVENUE		**168,300**	**302,871**	**984,775**	**1,019,647**
FIXED ASSETS					
LAND PURCHASE	86001		98,000	89,775	145,608
BUILDINGS AND IMPROVEMENTS	86110	168,300	205,870	895,999	874,039
TOTAL FIXED ASSETS		**168,300**	**303,870**	**985,774**	**1,019,647**
TOTAL EXPENDITURES/APPROPRIATIONS		**168,300**	**303,870**	**985,774**	**1,019,647**
NET COST		**0**	**999**	**999**	**0**

This Page Intentionally Left Blank

COUNTY OF SANTA CRUZ
CAPITAL PROJECTS FUND 40-100
BUDGET SUMMARY
2019-2020 ADOPTED BUDGET

PROJECT P=Parks *P=Parks & GSD	PROJECT DESCRIPTION	Fund Balance Available 2018-19	Available Financing		Financing Requirements
			2019-20 Est. Additional Financing Sources	2019-20 Total Available Financing	2019-20 Total Financing Requirements (Appropriations)
191010	1020 Emeline	190,309	264,526	454,835	454,835
191012	1040 Emeline	3,691	12,448	16,139	16,139
191015	1060/70 Emeline	18,647	184,942	203,589	203,589
191020	1080 Emeline	(1)	3,320,963	3,320,962	3,320,962
191023	1400 Emeline	34,387	0	34,387	34,387
191024	7th Ave Animal Shelter	0	1,290,536	1,290,536	1,290,536
191030	640 Capitola Road	1	79,974	79,975	79,975
191035	Blaine Street	(1)	28,829	28,828	28,828
191051	County Office Buildings	589,960	43,343	633,303	633,303
191074	Freedom HSA Homeless	0	266,477	266,477	266,477
191075	Freedom Complex	79,814	1,724,207	1,804,021	1,804,021
191076	Health Services Building Various	0	834,470	834,470	834,470
191077	1432 Freedom-Ag Ext	26,300	0	26,300	26,300
191080 *P	Access Projects	1,088	0	1,088	1,088
191100	Juvenile Hall	10,025	0	10,025	10,025
191101	-JH Gym BSCC SB81 Gym	318,553	3,030,608	3,349,161	3,349,161
191102	-JH Gym BSCC SB81 - R2 Renovation	0	10,187,757	10,187,757	10,187,757
191120	259 Water Street (Jail)	22,454	12,200	34,654	34,654
191131P	Chanticleer Park	261,720	1,620,403	1,882,123	1,882,123
191132P	Felton Library Park	1,242,830	0	1,242,830	1,242,830
191133P	Farm Park	235,000	0	235,000	235,000
191148 P	Simpkins Swim Center	8,844	69,480	78,324	78,324
191149	Watsonville Vets Building	26,897	0	26,897	26,897
191150 *P	842 Front Street (Vets Hall)	96,426	(583)	95,843	95,843
191152 P	Parks, Open Space	1,122,629	20,877	1,143,506	1,143,506
191154	Behavioral Health Unit	0	3,332,998	3,332,998	3,332,998
191156	Sheriff's Facility-5400 Soquel	50,736	0	50,736	50,736
191157	5200 Soquel Ave.	0	153,859	153,859	153,859
191162P	Parks, Open Space	0	550,901	550,901	550,901
191168	CEC-Energy Efficiency Projects	0	1,100,862	1,100,862	1,100,862
191169	CREBS	0	35,310	35,310	35,310
191300	SB1022 Rountree Project	30,238	1	30,239	30,239
191400	Library Generic	2,798,912	2,965,066	5,763,978	5,763,978
191401	Meas S: Aptos Library	14,767	208,802	223,569	223,569
191402	Meas S: Boulder Crk Library	70,157	282,140	352,297	352,297
191403	Meas S: Felton Library	434,965	3,360,485	3,795,450	3,795,450
191404	Meas S: La Selva Beach Library	25,611	84,915	110,526	110,526
191405	Meas S: Live Oak Library - Portola	322,317	192,770	515,087	515,087
191406	Meas S: Live Oak Annex	1	0	1	(56)
191877	Heart of Soquel	482,471	0	482,471	482,471
191998P	Pending Parks Allocation	60,000	1,600,000	1,660,000	1,660,000
		8,579,748	**36,859,566**	**45,439,314**	**45,439,257**

COUNTY OF SANTA CRUZ
CAPITAL PROJECTS FUND 40-100
REVENUE SOURCES BY PROJECT
2019-2020 ADOPTED BUDGET

PROJECT P=Parks *P=Parks & GSD	PROJECT DESCRIPTION	2018-19 Amended Budgeted Revenues	2018-19 Actual Revenues	2019-20 Rebudgeted Estimated Revenues	2019-20 New Est Revenue Sources 42462 Operating Transfer	2019-20 New Est Revenue Sources	Total Estimated Financing Sources-Revenues
191010	1020 Emeline	659,034	394,508	264,526		-	264,526
191012	1040 Emeline	12,448	-	12,448		-	12,448
191015	1060/70 Emeline	184,942	-	184,942		-	184,942
191020	1080 Emeline	3,251,396	2,430,433	820,963	2,500,000	2,500,000	3,320,963
191023	1400 Emeline	-		-		-	-
191024	7th Ave Animal Shelter	1,313,451	22,915	1,290,536		-	1,290,536
191040 P	Brommer Park			-		-	-
191030	640 Capitola Road	157,263	77,289	79,974		-	79,974
191035	Blaine Street	28,829	-	28,829			28,829
191045	Court Building			-		-	-
191051	County Office Building (NEW)	649,138	605,795	43,343		-	43,343
191060 *P	1000 Emeline			-		-	-
191065	Emeline Street Complex			-		-	-
191067	Energy Retrofit (A)			-		-	-
191074	Freedom HSA Homeless Project	266,477	-	266,477		-	266,477
191075	Freedom Complex	4,519,563	3,295,356	1,224,207	500,000	500,000	1,724,207
191076	Health Services Buildings Various	1,916,451	1,331,981	584,470	250,000	250,000	834,470
191077	1432 Freedom-Ag Ext	-		-		-	-
191101	-JH Gym BSCC SB81 Gym	3,030,608	-	3,030,608		-	3,030,608
191102	-JH Gym BSCC SB81 - R2 Renovati	10,187,757	-	10,187,757		-	10,187,757
191120	259 Water Street (Jail)	111,435	99,235	12,200		-	12,200
191131P	Chanticleer Park	3,258,677	1,638,274	1,620,403	-	-	1,620,403
191132P	Felton Library Park	1,400,000	1,400,000	-		-	-
191133P	Farm Park	235,000	235,000	-		-	-
191148 P	Simpkins Swim Center	75,000	8,844	69,480	-	-	69,480
191150 *P	842 Front Street (Vets Hall)	(583)	-	(583)		-	(583)
191152 P	Parks, Open Space	36,354	15,477	20,877	-	-	20,877
191154	Behavioral Health Unit	332,998	-	332,998	3,000,000	3,000,000	3,332,998
191156	Sheriff's Facility-5400 Soquel	51,836	51,157	-		-	-
191157	5200 Soquel Ave.	153,859	-	153,859		-	153,859
191162 P	Parks, Open Space	591,263	40,362	550,901	-	-	550,901
191168	CEC-Energy Efficiency Projects	1,235,140	134,278	1,100,862		-	1,100,862
191169	CREBS	205,636	170,326	35,310		-	35,310
191300	SB1022 Rountree Project	532,503	532,502	1		-	1
191400	Library Generic	4,727,237	1,762,171	2,965,066		-	2,965,066
191401	Meas S: Aptos Library	470,000	261,198	208,802		-	208,802
191402	Meas S: Boulder Crk Library	370,834	88,694	282,140		-	282,140
191403	Meas S: Felton Library	8,693,669	5,333,184	3,360,485		-	3,360,485
191404	Meas S: La Selva Beach Library	248,334	163,419	84,915		-	84,915
191405	Meas S: Live Oak Library	593,372	400,602	192,770		-	192,770
191406	Meas S: Live Oak Annex	2	59	(57)		-	(57)
191866	Aptos Service Center	273,206	273,206	-		-	-
191877	Heart of Soquel	530,000	530,000	-		-	-
191998P	Pending Parks Allocations	1,560,000	60,000	1,500,000		100,000	1,600,000
		51,863,129	21,356,265	30,509,509	6,250,000	6,350,000	36,859,509

COUNTY OF SANTA CRUZ
CAPITAL PROJECTS FUND 40-100
REBUDGETED ESTIMATED REVENUE DETAIL
2019-2020 ADOPTED BUDGET

PROJECT P=Parks *P=Parks & GSD	PROJECT DESCRIPTION	2019-20 Rebudgeted Estimated Revenues	40784 ST-Corr.	40846 SB1022 Finance Program	40901 AB109 Program	41150 Contrib Other Govt Agency	41158 Aid Other JPA	41163 Aid Other Anti-Terror Authority	41165 LFFA Allocation	42047 Charges Current Services	42372 Contrib & Donations	42462 Operating Transfer	42465 Operating Transfer CERTS OLD	42468 Operating Transfer CERTS 2015B	42469 Operating Transfer CERTS 2016	42470 CREBS 2017 CERTS	**Total Rebudget**
191010	1020 Emeline	$ 264,526												$ 148,134	$ 116,392		$ 264,526
191012	1040 Emeline	$ 12,448												12,448			12,448
191015	1060/70 Emeline	$ 184,942										184,942					184,942
191020	1080 Emeline	$ 820,963										820,963					820,963
191024	7th Ave Animal Shelter	$ 1,290,536													1,290,536		1,290,536
191030	640 Capitola Road	$ 79,974										79,974					79,974
191035	Blaine Street	$ 28,829			23,224									5,605			28,829
191051	County Office Building (NEW)	$ 43,343												43,343			43,343
191074	Freedom HSA Homeless Project	$ 266,477										266,477					266,477
191075	Freedom Complex	$ 1,224,207										1,224,207					1,224,207
191076	Health Services Buildings Various	$ 584,470										584,470					584,470
191101	-JH Gym BSCC SB81 Gym	$ 3,030,608	1,355,608											1,500,000	175,000		3,030,608
191102	-JH Gym BSCC SB81 - R2 Renovation	$ 10,187,757	9,503,000											684,757			10,187,757
191120	259 Water Street (Jail)	$ 12,200											10,001	2,199			12,200
191131P	Chanticleer Park	$ 1,620,403									1,400,676	219,727					1,620,403
191148 P	Simpkins Swim Center	$ 69,480									69,480						69,480
191150 *P	842 Front Street (Vets Hall)	$ (583)											(583)				(583)
191152 P	Parks, Open Space	$ 20,877											20,877				20,877
191154	Behavioral Health Unit	$ 332,998										332,998					332,998
191157	5200 Soquel Ave.	$ 153,859						12,790		141,069							153,859
191162 P	Parks, Open Space	$ 550,901												550,901			550,901
191168	CEC-Energy Efficiency Projects	$ 1,100,862				47,156				69,506				984,200			1,100,862
191169	CREBS Energy Efficiency Projects	$ 35,310														35,310	35,310
191300	SB1022 Rountree Project	$ 1		1													1
191400	Library Generic	$ 3,040,717					99,819		2,940,898								3,040,717
191401	Meas S: Aptos Library	$ 208,802							208,802								208,802
191402	Meas S: Boulder Crk Library	$ 282,140							282,140								282,140
191403	Meas S: Felton Library	$ 3,360,485							3,360,485								3,360,485
191404	Meas S: La Selva Beach Library	$ 84,915							84,915								84,915
191405	Meas S: Live Oak Library	$ 192,770							192,770								192,770
191998	Parks Pending Allocations	$ 1,500,000										1,500,000					1,500,000
		30,585,217	**10,858,608**	**1**	**23,224**	**47,156**	**99,819**	**12,790**	**7,070,010**	**210,575**	**1,470,156**	**5,213,758**	**30,295**	**3,931,587**	**1,581,928**	**35,310**	**30,585,217**

COUNTY OF SANTA CRUZ
CAPITAL PROJECTS FUND 40-100
EXPENDITURE REQUIREMENTS BY PROJECT
2019-2020 ADOPTED BUDGET

PROJECT P=Parks *P=Parks & GSD	PROJECT DESCRIPTION	2018-19 Adjusted Budgeted Exp Including Rolled PY Enc	2018-19 Actual Expenditures Bldgs & Improv 86110	2018-19 Actual Expenditures Oper Trf Out 90000	2018-19 Year End Encumb	2019-20 Rebudgeted Approp without Encumb Bldgs & Improv 86110	2019-20 Rebudgeted Approp without Encumb Oper Trf Out 90000	2019-20 Rebudgeted Approp with Encumb	2019-20 New BOS Approp 86110	2019-20 Total Exp. Required
191010	1020 Emeline	702,207	247,372		232,957	221,878		454,835		454,835
191012	1040 Emeline	16,139	-		559	15,580		16,139		16,139
191015	1060/70 Emeline	211,311	7,722		21,701	181,888		203,589		203,589
191020	1080 Emeline	3,601,682	2,780,720		1,144,608	(323,646)		820,962	2,500,000	3,320,962
191023	1400 Emeline	34,387				34,387		34,387		34,387
191024	7th Ave Animal Shelter	1,313,451	22,915		167,922	1,122,614		1,290,536		1,290,536
191030	640 Capitola Road	158,679	78,704			79,975		79,975		79,975
191035	Blaine Street	28,828				28,828		28,828		28,828
191051	County Office Building (NEW)	719,107	85,804		210,454	422,849		633,303		633,303
191074	Freedom HSA Homeless Project	266,477			251,182	15,295		266,477		266,477
191075	Freedom Complex	4,599,377	3,295,356		390,285	913,736		1,304,021	500,000	1,804,021
191076	Health Services Building Various	1,916,451	1,331,981		6,107	578,363		584,470	250,000	834,470
191077	1432 Freedom-Ag Ext	26,300				26,300		26,300		26,300
191080 *P	Access Projects	1,088			1,089	(1)		1,088		1,088
191100	Juvenile Hall	10,025				10,025		10,025		10,025
191101	-JH Gym BSCC SB81 Gym	3,360,670	11,509		153,421	3,195,740		3,349,161		3,349,161
191102	-JH Gym BSCC SB81 - R2 Renovatior	10,187,757			303,821	9,883,936		10,187,757		10,187,757
191120	259 Water Street (Jail)	167,477	132,823		(132,487)	167,141		34,654		34,654
191131P	Chanticleer Park	3,258,677	1,376,554		1,870,740	11,383		1,882,123	-	1,882,123
191132P	Felton Library Park	1,400,000	139,170	18,000	35,494	1,207,336		1,242,830		1,242,830
191133P	Farm Park	235,000			235,000	-		235,000		235,000
191148 P	Simpkins Swim Center	75,000				75,000		75,000	3,324	78,324
191149	Watsonville Vets Building	26,897				26,897		26,897		26,897
191150 *P	842 Front Street (Vets Hall)	95,843				95,843		95,843	-	95,843
191152 P	Parks, Open Space	1,838,001	134,495	560,000	161,593	981,913		1,143,506	-	1,143,506
191154	Behavioral Health Unit	332,998			122,107	210,891		332,998	3,000,000	3,332,998
191156	Sheriff's Facility-5400 Soquel	51,836	421		51,836	(421)		50,736		50,736
191157	5200 Soquel Ave.-EOC	153,859			12,790	141,069		153,859		153,859
191162 P	Parks, Open Space	591,263	40,362		7,630	543,271		550,901		550,901
191165	Fire-Var Fire Stations	3,776		3,776		-		-		-
191168	CEC-Energy Efficiency Projects	1,235,140	134,278			1,100,862		1,100,862		1,100,862
191169	CREBS	205,636	170,326			35,310		35,310		35,310
191300	SB1022 Rountree Project	532,503	502,264			30,239		30,239		30,239
191400	Library Generic	5,763,978				5,763,978		5,763,978		5,763,978
191401	Meas S: Aptos Library	550,690	327,121		52,993	170,576		223,569		223,569
191402	Meas S: Boulder Crk Library	440,473	88,176		95,763	256,534		352,297		352,297
191403	Meas S: Felton Library	10,417,501	5,772,051	850,000	3,831,150	(35,700)		3,795,450		3,795,450
191404	Meas S: La Selva Beach Library	315,311	204,785		30,510	80,016		110,526		110,526
191405	Meas S: Live Oak Library	675,890	160,803		65,354	449,733		515,087		515,087
191406	Meas S: Live Oak Annex	2	58			(56)		(56)		(56)
191866	Aptos Service Center	273,206	273,206			-		-		-
191877	Heart of Soquel	530,000	47,529		176,871	305,600		482,471	-	482,471
191950	Live Oak Youth Center	3,505		3,505		-		-		-
191998	Pending Parks Allocations	1,560,000				1,560,000		1,560,000	100,000	1,660,000
		57,888,398	**17,366,505**	**1,435,281**	**9,501,450**	**29,585,162**	**0**	**39,085,933**	**6,353,324**	**45,439,257**

COUNTY OF SANTA CRUZ
CAPITAL PROJECTS FUND 40-400
BUDGET SUMMARY
2019-2020 ADOPTED BUDGET

PROJECT	PROJECT DESCRIPTION	Fund Balance Available 2018-19	Available Financing		2019-20 Total Financing Requirements (Appropriations)
			2019-20 Additional Financing Sources	2019-20 Total Available Financing	
	FUND 40-400 MEASURE E				
194020	SEISMIC UPGRADES	6,014		6,014	6,014
		6,014	0	6,014	6,014

COUNTY OF SANTA CRUZ
CAPITAL PROJECTS FUND 40-400
EXPENDITURE REQUIREMENTS BY PROJECT
2019-2020 ADOPTED BUDGET

PROJECT	PROJECT DESCRIPTION	2018-19 Allow Budgeted Exp Including Rolled PY Enc	2018-19 Actual Expenditures	2018-19 (Memo) Year End Encumb	2019-20 Rebudgeted Approp without Enc	2019-20 Est/Actual Approp with Encumb	2019-20 New BOS Approp	2019-20 Total Est/Actual	2019-20 Recomm Approp
	FUND 40-400 MEASURE E								
194020	SEISMIC UPGRADES	6,014	0		6,014	6,014		6,014	
		6,014	0	0	6,014	6,014	0	6,014	0

COUNTY OF SANTA CRUZ
CAPITAL IMPROVEMENTS FUND 42-100
BUDGET SUMMARY
2019-2020 ADOPTED BUDGET

PROJECT	PROJECT DESCRIPTION	Fund Balance Available 2018-19	2019-20 Additional Financing Sources	2019-20 Total Available Financing	2019-20 Total Financing Requirements
197100	Capital Projects	39,772	57	39,829	39,829
197145	Twin Lakes Beachfront	15,985	802	16,787	16,787
197217	Soquel Linear Park & Parking Impr (HOS)	102,528	802	103,330	103,330
		158,285	**1,661**	**159,946**	**159,946**

COUNTY OF SANTA CRUZ
CAPITAL IMPROVEMENTS FUND 42-100
REVENUE SOURCES BY PROJECT
2019-2020 ADOPTED BUDGET

PROJECT	PROJECT DESCRIPTION	2018-19 Amended Budgeted Revenues	2018-19 Actual Revenues	2019-20 Rebudgeted Estimated Revenues	2019-20 New Est Revenue Sources	Total 2019-20 Estimated Financing Sources-Revenues
					40430 Interest	
197100	Capital Projects	98	3,492		57	57
197145	Twin Lakes Beachfront	802	-	802		802
197217	Soquel Linear Park & Parking Impr (HOS)	802	-	802		802
		1,702	**3,492**	**1,604**	**57**	**1,661**

COUNTY OF SANTA CRUZ
CAPITAL IMPROVEMENTS FUND 42-100
EXPENDITURE REQUIREMENTS BY PROJECT
2019-20 ADOPTED BUDGET

			2018-19		2019-20			
			Actual Expenditures		Rebudgeted Approp without Encumb			
PROJECT	PROJECT DESCRIPTION	2018-19 Amended Budgeted Exp Including Rolled PY Enc	Bldgs & Improv 62330 - 86110	Year End Encumbrances	Bldgs & Improv 62330 - 86110	2019-20 Rebudgeted Approp with Encumb	2019-20 New BOS Approp 62330-86110	2019-20 Total Exp. Required
197100	Capital Projects	36,379			36,379	36,379	3,450	39,829
197145	Twin Lakes Beachfront	20,320	3,532	13,723	3,064	16,787	-	16,787
197217	Soquel Linear Park & Parking Impr (HOS)	116,950	13,619	64,233	39,097	103,330	-	103,330
		173,649	**17,151**	**77,956**	**78,540**	**156,496**	**3,450**	**159,946**

COUNTY OF SANTA CRUZ
CAPITAL PROJECTS FUND 49 PARKS SPECIAL
BUDGET SUMMARY BY PROJECT
2019-2020 ADOPTED BUDGET

PROJECT	PROJECT DESCRIPTION	Available Financing			2019-20 Appropriations		
		Fund Balance Available from 2018-19	2019-20 Revenues Additional Financing Sources	2019-20 Total Available Financing	Land Purchase 86001	Bldgs & Improv 86110	2019-20 Estimated/ Actual Financing Requirements (Appropriations)
194920	Aptos District Projects	9,293	93	9,386	276	9,110	9,386
194926	Live Oak District Projects	593,868	3,930	597,798	6,687	591,111	597,798
194933	Soquel District Projects	81,428	664	82,092	2,601	79,491	82,092
		684,589	**4,687**	**689,276**	**9,564**	**679,712**	**689,276**

Summary of
Allowed Positions

Couty of Santa Cruz
2019-2020 Adopted Budget
Summary of Allowed, Recommended and Adopted Positions

DEPARTMENT	Allow 2018-19	Total 2018-19	Recommend 2019-20	Adopted 2019-20	Change from 2018-19	Unfunded 2019-20
General Government						
ASSESSOR-RECORDER	35.00	35.00	35.00	35.00	-	4.00
AUDITOR-CONTROLLER-TREASURER-TAX COLLECTOR	45.75	45.75	45.75	45.75	-	2.55
BOARD OF SUPERVISORS	18.00	18.00	18.00	18.00	-	-
CANNABIS LICENSING	5.00	5.00	5.00	5.00	-	1.00
COUNTY ADMINISTRATIVE OFFICE	19.00	19.00	19.00	19.00	-	1.00
COUNTY CLERK-ELECTIONS	14.00	14.00	14.00	14.00	-	-
COUNTY COUNSEL	19.50	19.50	20.50	20.50	1.00	-
ECONOMIC DEVELOPMENT	3.00	3.00	3.00	3.00	-	-
GENERAL SERVICES	60.00	60.00	61.00	61.00	1.00	-
INFORMATION SERVICES	63.00	63.00	64.00	64.00	1.00	1.00
PERSONNEL	27.00	27.00	27.00	27.00	-	1.00
RISK MANAGEMENT	12.00	12.00	12.00	12.00	-	-
Subtotal General Government	**321.25**	**321.25**	**324.25**	**324.25**	**3.00**	**10.55**
Health and Human Services						
CHILD SUPPORT SERVICES	49.00	49.00	49.00	49.00	-	6.00
HEALTH SERVICES AGENCY	568.20	592.40	601.85	607.90	39.70	2.00
HOMELESS SERVICES COORDINATION	1.00	2.00	2.00	2.00	1.00	-
HUMAN SERVICES DEPARTMENT	536.50	536.50	536.50	536.50	-	29.00
Subtotal Health and Human Services	**1,154.70**	**1,179.90**	**1,189.35**	**1,195.40**	**40.70**	**37.00**
Land Use and Community Services						
AGRICULTURAL COMMISSIONER	28.40	28.40	29.81	29.81	1.41	-
AGRICULTURAL COOPERATIVE EXT.	1.00	1.00	1.00	1.00	-	-
PARKS, OPEN SPACE & CULTURAL SERV	49.25	51.25	52.25	52.25	3.00	1.00
PLANNING	72.00	72.00	71.50	71.50	(0.50)	4.00
PUBLIC WORKS	267.80	267.80	267.80	268.80	1.00	3.00
Subtotal Land Use & Community Serv.	**418.45**	**420.45**	**422.36**	**423.36**	**4.91**	**8.00**
Public Safety and Justice						
DISTRICT ATTORNEY	103.00	104.00	106.00	106.00	3.00	2.00
EMERGENCY SERVICES	2.00	2.00	2.00	2.00	-	-
PROBATION	127.50	127.50	127.50	128.50	1.00	4.00
SHERIFF-CORONER	356.00	359.00	367.50	377.50	21.50	8.00
Subtotal Public Safety & Justice	**588.50**	**592.50**	**603.00**	**614.00**	**25.50**	**14.00**
TOTAL COUNTY PERSONNEL	**2,482.90**	**2,514.10**	**2,538.96**	**2,557.01**	**74.11**	**69.55**

County of Santa Cruz
2019-2020 Adopted Budget
Summary of Allowed, Recommended, and Adopted Positions

Classification	Allow 2018-19	Total 2018-19	Recommend 2019-20	Adopted 2019-20	Change from 2018-19	Unfunded 2019-20
Budget Category 91 -- GENERAL GOVERNMENT						
Budget Dept 09 -- ASSESSOR-RECORDER						
Budget Divn 0910 -- ASSESSOR						
APPRAISER I	-	1.00	1.00	1.00	1.00	-
APPRAISER II	7.00	6.00	6.00	6.00	(1.00)	1.00
ASSESSMENT CLERK	1.00	1.00	1.00	1.00	-	-
ASSESSMENT TECHNICIAN	6.00	6.00	6.00	6.00	-	-
ASSESSOR-RECORDER	1.00	1.00	1.00	1.00	-	-
AUDITOR - APPRAISER II	1.00	1.00	1.00	1.00	-	-
AUDITOR -APPRAISER III	1.00	1.00	1.00	1.00	-	1.00
CHF AUDITOR APPRAISER	1.00	1.00	1.00	1.00	-	-
CHF DEP ASSESSOR-VALU	2.00	2.00	2.00	2.00	-	-
CHF OF ASSESSMENT STDS	1.00	1.00	1.00	1.00	-	1.00
GEO INFO SYS TECH I	-	1.00	1.00	1.00	1.00	-
GEO INFO SYS TECH II	2.00	1.00	1.00	1.00	(1.00)	-
IT SUPP SVCS ANLST II	1.00	1.00	1.00	1.00	-	-
SR APPRAISER	2.00	2.00	2.00	2.00	-	-
Total ASSESSOR	26.00	26.00	26.00	26.00	-	3.00
Budget Divn 0920 -- RECORDER						
ASST RECORDER	1.00	1.00	1.00	1.00	-	-
CLERICAL SUPVR I	1.00	1.00	1.00	1.00	-	-
LEGAL DOCUMENT EXAMINR	6.00	6.00	6.00	6.00	-	1.00
SR ACCOUNT CLERK	1.00	1.00	1.00	1.00	-	-
Total RECORDER	9.00	9.00	9.00	9.00	-	1.00
Total ASSESSOR-RECORDER	35.00	35.00	35.00	35.00	-	4.00
Budget Dept 12 -- AUDITOR-CONTROLLER-TTC						
Budget Divn 1200 -- AUDITOR-CONTROLLER						
ACCOUNT CLERK	0.50	0.50	0.50	0.50	-	-
ACCOUNTANT I	1.00	2.00	2.00	2.00	1.00	-
ACCOUNTANT II	-	1.00	1.00	1.00	1.00	-
ACCOUNTANT III	3.00	-	-	-	(3.00)	-
ACCOUNTING ANALYST	1.00	2.00	2.00	2.00	1.00	-
ACCOUNTING MANAGER	2.00	2.00	2.00	2.00	-	-
ACCOUNTING TECHNICIAN	13.70	13.70	13.70	13.70	-	-
AUD-CONT-TREAS-TAX COL	1.00	1.00	1.00	1.00	-	-
AUDIT/SYSTEMS MGR	1.00	1.00	1.00	1.00	-	-
AUDITOR I	-	1.00	1.00	1.00	1.00	-
AUDITOR II	2.00	2.00	3.00	3.00	1.00	-
AUDITOR III	1.00	1.00	1.00	1.00	-	-
AUDITOR IV	2.00	1.00	-	-	(2.00)	-
CENTRAL COLLECTNS SUPV	1.00	1.00	-	-	(1.00)	-
CHF DEP AUD-CONTROLLER	1.00	1.00	1.00	1.00	-	-
COLLECTION OFFICER	3.00	3.00	3.00	3.00	-	1.00
IT BUS SYS ANALYST	-	-	1.00	1.00	1.00	-
PAYROLL SUPERVISOR	1.00	1.00	1.00	1.00	-	-

Classification	Allow 2018-19	Total 2018-19	Recommend 2019-20	Adopted 2019-20	Change from 2018-19	Unfunded 2019-20
PROPERTY TAX SPEC.	1.00	1.00	1.00	1.00	-	-
PROPERTY TAX SYS COORD	1.00	1.00	-	-	(1.00)	-
SECRETARY	1.00	1.00	1.00	1.00	-	-
SR ACCOUNT CLERK	2.55	2.55	2.55	2.55	-	0.55
SR ACCOUNTANT-AUDITOR	1.00	1.00	1.00	1.00	-	1.00
SR ACCOUNTING TECH	3.00	3.00	4.00	4.00	1.00	-
TAX MANAGER	1.00	1.00	1.00	1.00	-	-
TREASURY/TAX COLL MGR	1.00	1.00	1.00	1.00	-	-
Total AUDITOR-CONTROLLER	45.75	45.75	45.75	45.75	-	2.55
Total AUDITOR-CONTROLLER-TTC	45.75	45.75	45.75	45.75	-	2.55
Budget Dept 15 -- BOARD OF SUPERVISORS						
Budget Divn 1500 -- BOARD OF SUPERVISORS						
ADMIN AIDE	-	1.00	1.00	1.00	1.00	-
CHAIRPERSON BD OF SUPV	1.00	1.00	1.00	1.00	-	-
COUNTY SUPERVISOR	4.00	4.00	4.00	4.00	-	-
COUNTY SVRS ANALYST	11.00	11.00	11.00	11.00	-	-
EXECUTIVE SECRETARY	1.00	-	-	-	(1.00)	-
SR RECEPTIONIST	1.00	1.00	1.00	1.00	-	-
Total BOARD OF SUPERVISORS	18.00	18.00	18.00	18.00	-	-
Total BOARD OF SUPERVISORS	18.00	18.00	18.00	18.00	-	-
Budget Dept 17 -- CANNABIS LICENSING						
Budget Divn 1700 -- CANNABIS LICENSING						
CANNABIS LICENSING MGR	1.00	1.00	1.00	1.00	-	-
CODE COMPL INVEST III	1.00	1.00	1.00	1.00	-	-
CODE COMPL INVEST IV	1.00	1.00	1.00	1.00	-	-
PLANNER IV	1.00	1.00	1.00	1.00	-	1.00
RESOURCE PLANNER IV	1.00	1.00	1.00	1.00	-	-
Total CANNABIS LICENSING	5.00	5.00	5.00	5.00	-	1.00
Total CANNABIS LICENSING	5.00	5.00	5.00	5.00	-	1.00
Budget Dept 18 -- COUNTY ADMINISTRATIVE OFFICE						
Budget Divn 1810 -- COUNTY ADMINISTRATION						
ADMIN AIDE	1.00	1.00	1.00	1.00	-	-
ASSOC ADMIN ANALYST	-	1.00	1.00	1.00	1.00	-
ASST COUNTY ADMIN OFF	2.00	2.00	2.00	2.00	-	-
COUNTY ADMIN OFFICER	1.00	1.00	1.00	1.00	-	-
COUNTY BUDGET MANAGER	1.00	1.00	1.00	1.00	-	-
DEPUTY CAO	1.00	1.00	1.00	1.00	-	-
EXEC SECRETARY-CAO	1.00	1.00	1.00	1.00	-	-
SR ADMIN ANALYST	5.00	5.00	5.00	5.00	-	-
SR RECEPTIONIST	1.00	1.00	1.00	1.00	-	-
TO BE CLASSIFIED	1.00	-	-	-	(1.00)	-
Total COUNTY ADMINISTRATION	14.00	14.00	14.00	14.00	-	-
Budget Divn 1820 -- CLERK OF THE BOARD						
BOARD CLERK	1.00	1.00	1.00	1.00	-	1.00
CHF DEP CLK-BD OF SUPV	1.00	1.00	1.00	1.00	-	-

Classification	Allow 2018-19	Total 2018-19	Recommend 2019-20	Adopted 2019-20	Change from 2018-19	Unfunded 2019-20
DEPTL ADMIN ANALYST	1.00	1.00	1.00	1.00	-	-
SR BOARD CLERK	2.00	2.00	2.00	2.00	-	-
Total CLERK OF THE BOARD	5.00	5.00	5.00	5.00	-	1.00
Total COUNTY ADMINISTRATIVE OFFICE	19.00	19.00	19.00	19.00	-	1.00
Budget Dept 21 -- COUNTY CLERK-ELECTIONS						
Budget Divn 2100 -- COUNTY CLERK -ELECTIONS						
CLERK III	2.00	2.00	2.00	2.00	-	-
COUNTY CLERK	1.00	1.00	1.00	1.00	-	-
IT SUPP SVCS ANLST II	1.00	1.00	1.00	1.00	-	-
IT SYS ADMIN ANLST III	1.00	1.00	1.00	1.00	-	-
PROGRAM COORDINATOR	6.00	6.00	6.00	6.00	-	-
RECEPTIONIST	1.00	1.00	1.00	1.00	-	-
SR ACCOUNT CLERK	1.00	1.00	1.00	1.00	-	-
SR DEPTL ADMIN ANALYST	1.00	1.00	1.00	1.00	-	-
Total COUNTY CLERK -ELECTIONS	14.00	14.00	14.00	14.00	-	-
Total COUNTY CLERK-ELECTIONS	14.00	14.00	14.00	14.00	-	-
Budget Dept 24 -- COUNTY COUNSEL						
Budget Divn 2400 -- COUNTY COUNSEL						
ATTY II - CO COUNSEL	1.00	-	-	-	(1.00)	-
ATTY III - CO COUNSEL	-	2.00	3.00	3.00	3.00	-
ATTY IV - CO COUNSEL	9.50	8.50	8.50	8.50	(1.00)	-
CHF ASST CO COUNSEL	1.00	1.00	1.00	1.00	-	-
COUNTY COUNSEL	1.00	1.00	1.00	1.00	-	-
LEGAL SECRETARY I	2.00	2.00	2.00	2.00	-	-
LEGAL SECRETARY II	1.00	1.00	1.00	1.00	-	-
OFFICE ASSISTANT III	1.00	1.00	1.00	1.00	-	-
PARALEGAL	1.00	1.00	1.00	1.00	-	-
SR LEGAL SECRETARY	2.00	2.00	2.00	2.00	-	-
Total COUNTY COUNSEL	19.50	19.50	20.50	20.50	1.00	-
Total COUNTY COUNSEL	19.50	19.50	20.50	20.50	1.00	-
Budget Dept 26 -- ECONOMIC DEVELOPMENT						
Budget Divn 2600 -- ECONOMIC DEVELOPMENT						
ECONOMIC DEV COORD	2.00	2.00	2.00	2.00	-	-
ECONOMIC DEV MGR	1.00	1.00	1.00	1.00	-	-
Total ECONOMIC DEVELOPMENT	3.00	3.00	3.00	3.00	-	-
Total ECONOMIC DEVELOPMENT	3.00	3.00	3.00	3.00	-	-
Budget Dept 33 -- GENERAL SERVICES						
Budget Divn 3310 -- GENERAL SERVICES						
ADMIN SERVICES MANAGER	1.00	1.00	1.00	1.00	-	-
BLDG CONST PROJ MGR	-	1.00	-	-	-	-
BLDG EQUIP MECHANIC	1.00	1.00	1.00	1.00	-	-
BLDG MAINT SUPT	1.00	-	-	-	(1.00)	-
BLDG MAINT SUPVR	1.00	1.00	1.00	1.00	-	-
BLDG MAINT WORKER II*	7.00	6.00	6.00	6.00	(1.00)	-
BLDG MAINT WORKER III	1.00	2.00	2.00	2.00	1.00	-

County of Santa Cruz
2019-2020 Adopted Budget
Summary of Allowed, Recommended, and Adopted Positions

Classification	Allow 2018-19	Total 2018-19	Recommend 2019-20	Adopted 2019-20	Change from 2018-19	Unfunded 2019-20
BUYER	1.00	1.00	1.00	1.00	-	-
CLERK III	1.00	1.00	1.00	1.00	-	-
COUNTY SAFETY OFFICER	1.00	1.00	1.00	1.00	-	-
CUSTODIAN	21.00	21.00	21.00	21.00	-	-
CUSTODIAN LEADWORKER	2.00	2.00	2.00	2.00	-	-
DEPTY DIR-GEN SVCS	1.00	1.00	2.00	2.00	1.00	-
DIR OF GENERAL SVCS	1.00	1.00	1.00	1.00	-	-
MAINT ELECTRICIAN	1.00	1.00	1.00	1.00	-	-
MAINT ELECTRO/MECH WKR	1.00	1.00	1.00	1.00	-	-
MAINT PLUMBER	1.00	1.00	2.00	2.00	1.00	-
OFFICE ASSISTANT III	1.00	1.00	1.00	1.00	-	-
PARKING ATTENDANT	1.00	1.00	1.00	1.00	-	-
PERSONNEL PAYROLL CLK	1.00	1.00	1.00	1.00	-	-
SR ACCOUNTING TECH	2.00	2.00	2.00	2.00	-	-
SR BLDG EQUIP MECHANIC	1.00	1.00	1.00	1.00	-	-
SR BUYER	1.00	1.00	1.00	1.00	-	-
SR MAINT ELECTRICIAN	1.00	1.00	1.00	1.00	-	-
SUPVG CUSTODIAN	2.00	2.00	2.00	2.00	-	-
WAREHOUSE SUPERVISOR	1.00	1.00	1.00	1.00	-	-
WAREHOUSE WORKER	1.00	1.00	1.00	1.00	-	-
Total GENERAL SERVICES	55.00	55.00	56.00	56.00	1.00	-
*Three Bldg Maint. Worker positions limited term are extended to 6-30-20						
Budget Divn 3350 -- SERVICE CENTER & FLEET						
ADMIN SERVICES MANAGER	1.00	-	-	-	(1.00)	-
ASST DEPTL ADMIN ANLST	-	1.00	1.00	1.00	1.00	-
AUTOMOTIVE MECHANIC	2.00	2.00	2.00	2.00	-	-
CLERK III	1.00	1.00	1.00	1.00	-	-
SR AUTOMOTIVE MECHANIC	1.00	1.00	1.00	1.00	-	-
Total SERVICE CENTER & FLEET	5.00	5.00	5.00	5.00	-	-
Total GENERAL SERVICES	60.00	60.00	61.00	61.00	1.00	-
Budget Dept 42 -- INFORMATION SERVICES						
Budget Divn 4210 -- INFORMATION SERVICES						
ACCOUNTING TECHNICIAN	1.00	1.00	1.00	1.00	-	-
ADMIN AIDE	1.00	1.00	-	-	(1.00)	-
ADMIN SERVICES MANAGER	1.00	1.00	1.00	1.00	-	-
ASST DIR OF INFO SVCS	2.00	2.00	2.00	2.00	-	-
CLERK III	1.00	1.00	1.00	1.00	-	-
DIR OF INFO SERVICES	1.00	1.00	1.00	1.00	-	-
DUPL EQUIP OPR III	1.00	1.00	1.00	1.00	-	-
GIS ANALYST II	1.00	1.00	1.00	1.00	-	-
GIS ANALYST III	1.00	1.00	1.00	1.00	-	-
GIS MANAGER	1.00	1.00	1.00	1.00	-	-
INFO SVCS DIVSIN MGR	1.00	1.00	1.00	1.00	-	1.00
IT APP DEV/SUP ANL II	5.00	5.00	5.00	5.00	-	-
IT APP DEV/SUP ANL III	8.00	8.00	9.00	9.00	1.00	-

Classification	Allow 2018-19	Total 2018-19	Recommend 2019-20	Adopted 2019-20	Change from 2018-19	Unfunded 2019-20
IT APP DEV/SUP SUPV	3.00	3.00	3.00	3.00	-	-
IT BUS SYS ANALYST	1.00	1.00	1.00	1.00	-	-
IT MANAGER III	1.00	1.00	1.00	1.00	-	-
IT NET/COMM ANLST I	3.00	3.00	3.00	3.00	-	-
IT NET/COMM ANLST II	1.00	1.00	1.00	1.00	-	-
IT NET/COMM ANLST III	2.00	2.00	2.00	2.00	-	-
IT SUPP SVCS ANLST II	4.00	4.00	5.00	5.00	1.00	-
IT SUPP SVCS ANLST III	4.00	4.00	4.00	4.00	-	-
IT SUPP SVCS SUPV	1.00	1.00	1.00	1.00	-	-
IT SYS ADMIN ANLST II	4.00	4.00	4.00	4.00	-	-
IT SYS ADMIN ANLST III	5.00	5.00	5.00	5.00	-	-
IT SYS ADMIN SUPV	1.00	1.00	1.00	1.00	-	-
SR ACCOUNTING TECH	1.00	1.00	1.00	1.00	-	-
Total INFORMATION SERVICES	56.00	56.00	57.00	57.00	1.00	1.00
Budget Divn 4250 -- RADIO SHOP						
COMM INSTALLER	1.00	1.00	1.00	1.00	-	-
COMM TECHNICIAN I	2.00	2.00	2.00	2.00	-	-
COMMUNICATIONS MANAGER	1.00	1.00	1.00	1.00	-	-
OFFICE ASSISTANT III	1.00	1.00	1.00	1.00	-	-
SR COMM TECHNICIAN	2.00	2.00	2.00	2.00	-	-
Total RADIO SHOP	7.00	7.00	7.00	7.00	-	-
Total INFORMATION SERVICES	63.00	63.00	64.00	64.00	1.00	1.00
Budget Dept 51 -- PERSONNEL & RISK MANAGEMENT						
Budget Divn 5101 -- PERSONNEL						
ASSOC PERSONNEL ANLST	3.00	5.00	5.00	5.00	2.00	-
ASST PERS ANALYST(MT)	4.00	3.00	3.00	3.00	(1.00)	-
COMMISSIONS COORD.	1.00	1.00	1.00	1.00	-	-
DEPTY DIR-PERSONNEL	1.00	1.00	1.00	1.00	-	-
EMPLOYEE REL PROG MGR	1.00	1.00	1.00	1.00	-	-
EQUAL EMPMT OP OFFICER	1.00	1.00	1.00	1.00	-	-
PERSONNEL CLERK	2.00	2.00	2.00	2.00	-	-
PERSONNEL DIRECTOR	1.00	1.00	1.00	1.00	-	-
PERSONNEL TECHNICIAN	6.00	6.00	6.00	6.00	-	1.00
PRINCIPAL PERS ANALYST	3.00	2.00	2.00	2.00	(1.00)	-
SR PERSONNEL ANALYST	3.00	3.00	3.00	3.00	-	-
SR RECEPTIONIST	1.00	1.00	1.00	1.00	-	-
Total PERSONNEL	27.00	27.00	27.00	27.00	-	1.00
Total PERSONNEL & RISK MANAGEMENT	27.00	27.00	27.00	27.00	-	1.00
Budget Dept 52 -- RISK MANAGEMENT						
Budget Divn 5210 -- RISK MANAGEMENT						
ADMIN SERVICES MANAGER	1.00	-	-	-	(1.00)	-
ADMIN SVCS OFF I	-	1.00	1.00	1.00	1.00	
ASSOC PERSONNEL ANLST	1.00	1.00	1.00	1.00	-	-
PERSONNEL CLERK	1.00	1.00	1.00	1.00	-	-
PERSONNEL TECHNICIAN	3.00	3.00	3.00	3.00	-	-

Classification	Allow 2018-19	Total 2018-19	Recommend 2019-20	Adopted 2019-20	Change from 2018-19	Unfunded 2019-20
PRINCIPAL PERS ANALYST	1.00	1.00	1.00	1.00	-	-
PROGRAM COORDINATOR	2.00	2.00	2.00	2.00	-	-
RISK MANAGER	1.00	1.00	1.00	1.00	-	-
SR ACCOUNT CLERK	1.00	1.00	1.00	1.00	-	-
SR PERSONNEL ANALYST	1.00	1.00	1.00	1.00	-	-
Total RISK MANAGEMENT	12.00	12.00	12.00	12.00	-	-
Total RISK MANAGEMENT	12.00	12.00	12.00	12.00	-	-
Total GENERAL GOVERNMENT	**321.25**	**321.25**	**324.25**	**324.25**	**3.00**	**10.55**
Budget Category 92 -- HEALTH AND HUMAN SERVICES						
Budget Dept 25 -- CHILD SUPPORT SERVICES DEPT						
Budget Divn 2500 -- CHILD SUPPORT SERVICES						
ACCOUNTING TECHNICIAN	2.00	2.00	2.00	2.00	-	1.00
ADMIN SERVICES MANAGER	1.00	1.00	1.00	1.00	-	-
ADMIN SVCS OFF II	1.00	1.00	1.00	1.00	-	1.00
CHILD SUPPORT ATTY III	3.00	3.00	3.00	3.00	-	-
CHILD SUPPORT MANAGER	1.00	1.00	1.00	1.00	-	-
CHILD SUPPORT SPEC I	3.00	3.00	3.00	3.00	-	-
CHILD SUPPORT SPEC II	20.00	20.00	20.00	20.00	-	3.00
CHILD SUPPORT SPEC III	4.00	4.00	4.00	4.00	-	1.00
CLERICAL SUPVR I	1.00	1.00	1.00	1.00	-	-
DIR OF CHILD SUP SVCS	1.00	1.00	1.00	1.00	-	-
LEGAL PROCESS CLERK II	1.00	1.00	1.00	1.00	-	-
OFFICE ASSISTANT II	1.00	1.00	1.00	1.00	-	-
OFFICE ASSISTANT III	1.00	1.00	1.00	1.00	-	-
SR ACCOUNTING TECH	4.00	4.00	4.00	4.00	-	-
STAFF DEVELOP TRAINER	1.00	1.00	1.00	1.00	-	-
SUPVG CHILD SUPPT SPEC	4.00	4.00	4.00	4.00	-	-
Total CHILD SUPPORT SERVICES	49.00	49.00	49.00	49.00	-	6.00
Total CHILD SUPPORT SERVICES DEPT	49.00	49.00	49.00	49.00	-	6.00
Budget Dept 36 -- HEALTH SERVICES AGENCY						
Budget Divn 3600 -- ADMINISTRATION						
ACCOUNTANT II	3.00	4.00	4.00	4.00	1.00	-
ACCOUNTANT III	4.00	4.00	4.00	4.00	-	-
ACCOUNTING TECHNICIAN	5.00	5.00	5.00	5.00	-	-
ADMIN AIDE	2.00	2.00	1.00	1.00	(1.00)	-
ADMIN SERVICES MANAGER	1.00	-	-	-	(1.00)	-
ADMIN SVCS OFF II	-	-	1.00	1.00	1.00	-
ASST CHF OF FISCAL SERVICES	-	1.00	1.00	1.00	1.00	-
ASST DIR - HSA or HSD	1.00	1.00	1.00	1.00	-	-
CHF OF FISCAL SERVICES	1.00	1.00	1.00	1.00	-	-
CLERK II	1.00	1.00	1.00	1.00	-	-
DEPTL ADMIN ANALYST	3.00	4.00	4.00	4.00	1.00	-
DIR OF ADMIN SERVICES	1.00	1.00	1.00	1.00	-	-
EXECUTIVE SECRETARY	1.00	1.00	1.00	1.00	-	-
HEALTH SVCS AGENCY DIR	1.00	1.00	1.00	1.00	-	-

Classification	Allow 2018-19	Total 2018-19	Recommend 2019-20	Adopted 2019-20	Change from 2018-19	Unfunded 2019-20
IT APP DEV/SUP ANL II	3.00	3.00	3.00	3.00	-	-
IT APP DEV/SUP ANL III	2.00	2.00	2.00	2.00	-	-
IT APP DEV/SUP ANL IV	1.00	1.00	1.00	1.00	-	-
IT MANAGER I	1.00	1.00	1.00	1.00	-	-
IT SUPP SVCS ANLST II	4.00	4.00	4.00	4.00	-	-
OFFICE ASSISTANT III	1.00	1.00	1.00	1.00	-	-
SR ACCOUNTING TECH	2.00	2.00	2.00	2.00	-	-
SR DEPTL ADMIN ANALYST	1.00	1.00	1.00	1.00	-	-
SR HEALTH SVCS MGR	1.00	1.00	1.00	1.00	-	-
Total ADMINISTRATION	40.00	42.00	42.00	42.00	2.00	-
Budget Divn 3610 -- CLINICS SERVICES						
ACCOUNTING TECHNICIAN	2.00	2.00	2.00	2.00	-	-
ADMIN AIDE	2.00	2.00	2.00	2.00	-	-
ADMIN SERVICES MANAGER	1.00	1.00	1.00	1.00	-	-
ADMIN SVCS OFF I	-	-	1.00	-	-	-
BEHAV HLTH PROGRAM MGR	-	-	1.00	1.00	1.00	-
CHF OF CLINIC SVCS	1.00	1.00	1.00	1.00	-	-
CHF RAD TECHNOLOGIST	1.00	1.00	1.00	1.00	-	-
CHIEF MEDICAL OFFICER	-	-	-	1.00	1.00	-
CHIEF OF PSYCHIATRY	-	-	0.25	0.25	0.25	-
CLERICAL SUPVR I	1.00	1.00	1.00	1.00	-	-
CLERICAL SUPVR II	-	1.00	1.00	1.00	1.00	-
CLERK III	5.00	5.00	5.00	4.00	(1.00)	-
CLINIC NURSE I	1.00	1.00	2.00	2.00	1.00	-
CLINIC NURSE II	4.00	4.00	3.00	3.00	(1.00)	-
CLINIC NURSE III	6.00	6.00	5.00	5.00	(1.00)	-
CLINIC PHYSICIAN-HSA	11.05	11.05	10.85	10.85	(0.20)	-
CLINICAL LAB SCIENTIST	2.00	2.00	2.00	1.00	(1.00)	-
CLINICAL PSYCHOLOGIST	-	-	5.00	5.00	5.00	-
COMMUNITY HLTH WKR II	1.00	1.00	1.00	1.00	-	-
DEPTL ADMIN ANALYST	2.00	2.00	5.00	3.00	1.00	-
DETENTION NURSE SPECII	1.35	1.35	1.35	1.35	-	-
DIR OF LABORATORY SVCS	1.00	1.00	-	-	(1.00)	-
DIRECTOR OF NURSING	-	-	1.00	1.00	1.00	-
EMERG MED SVCS PROG COORD	-	-	1.00	1.00	1.00	1.00
HEALTH CENTER MGR	3.00	3.00	3.00	3.00	-	-
HEALTH SERVICES MGR	-	1.00	-	2.00	2.00	-
HLTH CLIENT BENEFT REP	-	-	1.00	1.00	1.00	-
LAB ASST/PHLEBOTOMIST	2.60	2.60	3.60	3.60	1.00	-
LEAD MEDICAL ASSISTANT	-	-	-	2.00	2.00	-
MED CARE SERVICE WKR	2.00	2.00	2.00	2.00	-	-
MED DIR - HS CLINICS	2.00	2.00	3.00	2.00	-	-
MEDICAL ASSISTANT	38.00	38.00	44.00	44.00	6.00	-
MEDICAL BILLING TECH	6.00	6.00	8.00	8.00	2.00	-
MH CLIENT SPECIALIST	7.85	10.85	9.85	9.85	2.00	-

Classification	Allow 2018-19	Total 2018-19	Recommend 2019-20	Adopted 2019-20	Change from 2018-19	Unfunded 2019-20
MH SUPVG CLIENT SPEC	0.80	0.80	2.50	2.50	1.70	-
OFFICE ASSISTANT II	1.00	1.00	2.00	2.00	1.00	-
OFFICE ASSISTANT III	3.00	3.00	3.00	3.00	-	-
PHYS ASST/NURSE PRACT	9.80	9.80	9.80	9.80	-	-
PSYCH MH NURSE PRACT	-	-	1.50	2.50	2.50	-
PSYCHIATRIC MED DIR	-	-	1.00	1.00	1.00	-
PSYCHIATRIST	-	-	3.50	2.50	2.50	-
PUB HLTH NURSE I	0.75	0.75	0.75	0.75	-	-
PUB HLTH NURSE II	6.45	7.45	7.45	7.45	1.00	-
PUB HLTH NURSE III	1.00	1.00	1.00	1.00	-	-
RAD TECHNOLOGIST	1.00	1.00	1.00	1.00	-	-
SR HEALTH SVCS MGR	1.00	1.00	1.00	1.00	-	-
SR LAB ASST/PHLEB	1.00	1.00	1.00	1.00	-	-
SR MED BILLING TECH	1.00	2.00	2.00	2.00	1.00	-
SR MH CLIENT SPECIALST	2.00	2.00	7.00	7.00	5.00	-
SR PUB HLTH MICROBIOLG	-	-	0.80	0.80	0.80	-
SR RECEPTIONIST	1.00	1.00	1.00	1.00	-	-
Total CLINICS SERVICES	133.65	140.65	174.20	173.20	39.55	1.00
Budget Divn 3620 -- PUBLIC HEALTH						
ADMIN AIDE	3.00	3.00	3.00	4.00	1.00	-
ADMIN SERVICES MANAGER	1.00	1.00	1.00	1.00	-	-
ADMIN SVCS OFF I	1.00	-	-	1.00	-	-
ADMIN SVCS OFF II	-	1.00	-	-	-	-
ASSOC HUM SVCS ANALYST	-	-	1.00	1.00	1.00	-
ASST DIR OF NURSING	1.00	1.00	-	-	(1.00)	-
CAL CHILD SVCS SPEC II	3.00	2.00	1.00	1.00	(2.00)	-
CCS - PHYSICAL THERAPI	2.75	2.75	2.75	2.75	-	-
CCS - SUPVG THERAPIST	1.00	1.00	1.00	1.00	-	-
CCS- OCCUPATIONAL THER	2.60	2.60	2.60	2.60	-	-
CHF OF PUBLIC HEALTH	-	-	-	1.00	1.00	-
CLERK III	0.50	0.50	0.50	0.50	-	-
CLINIC NURSE III	1.70	1.70	1.70	1.70	-	-
CLINIC PHYSICIAN-HSA	-	-	0.20	0.20	0.20	-
DEPTL ADMIN ANALYST	1.00	1.00	-	-	(1.00)	-
DIRECTOR OF NURSING	1.00	1.00	1.00	1.00	-	-
EPIDEMIOLOGIST	3.00	3.00	3.00	3.00	-	-
HEALTH EDUCATOR	5.60	4.60	3.00	3.00	(2.60)	-
HEALTH PROGRAM SPEC	5.00	5.00	7.00	7.00	2.00	-
HEALTH SERVICES MGR	4.00	4.00	5.00	5.00	1.00	-
MED CARE PROG ELIG SUP	1.00	1.00	-	-	(1.00)	
MED SVCS DIR-HLTH OFF	1.00	1.00	1.00	1.00	-	-
OFFICE ASSISTANT III	5.30	6.65	8.00	7.00	1.70	-
PROGRAM COORDINATOR	2.00	2.00	2.00	3.00	1.00	-
PUB HLTH NURSE I	5.00	5.00	5.00	5.00	-	-
PUB HLTH NURSE II	18.05	18.70	15.30	14.30	(3.75)	-
PUB HLTH NURSE III	5.50	5.50	6.50	6.50	1.00	-

Classification	Allow 2018-19	Total 2018-19	Recommend 2019-20	Adopted 2019-20	Change from 2018-19	Unfunded 2019-20
PUBLIC HEALTH MANAGER	1.00	1.00	1.00	1.00	-	-
SR DEPTL ADMIN ANALYST	1.00	1.00	1.00	1.00	-	-
SR HEALTH EDUCATOR	4.00	5.40	6.00	6.00	2.00	-
SR HEALTH SVCS MGR	2.00	2.00	2.00	2.00	-	-
SR MH CLIENT SPECIALST	0.60	0.60	0.60	0.60	-	-
SR PUB HLTH INVESTIGAT	1.00	1.00	1.00	1.00	-	-
SR PUB HLTH MICROBIOLG	2.00	1.60	0.20	0.20	(1.80)	-
SR SOCIAL WORKER	2.80	2.80	2.80	2.80	-	-
Total PUBLIC HEALTH	89.40	90.40	86.15	88.15	(1.25)	-
Budget Divn 3630 -- BEHAVORIAL HEALTH						
ACCOUNTANT II	1.00	1.00	1.00	1.00	-	-
ACCOUNTING TECHNICIAN	1.00	1.00	1.00	1.00	-	-
ACCTG CLERICAL SUPV II	1.00	1.00	1.00	1.00	-	-
ADMIN AIDE	3.00	4.00	5.00	5.00	2.00	-
ADMIN SERVICES MANAGER	1.00	1.00	1.00	1.00	-	-
ADMIN SVCS OFF II	1.00	1.00	1.00	1.00	-	-
ASSOC HUM SVCS ANALYST	1.00	1.00	-	-	(1.00)	-
BEHAV HLTH PROGRAM MGR	9.00	9.00	8.00	8.00	(1.00)	-
CHIEF OF PSYCHIATRY	1.00	1.00	0.75	0.75	(0.25)	-
CLERICAL SUPVR I	1.00	1.00	1.00	1.00	-	-
CLERICAL SUPVR II	2.00	2.00	2.00	2.00	-	-
CLINIC NURSE II	3.00	3.00	3.00	3.00	-	-
CLINIC NURSE III	1.00	1.00	1.00	1.00	-	-
CLINICAL PSYCHOLOGIST	13.00	13.00	9.00	9.00	(4.00)	-
DEPTL ADMIN ANALYST	3.00	3.00	3.00	3.00	-	-
DEPUTY PUBLIC GUARDIAN	2.00	4.00	4.00	4.00	2.00	-
DIR MENTAL HLTH SVCS	1.00	1.00	1.00	1.00	-	-
HEALTH PROGRAM SPEC	2.00	2.00	-	-	(2.00)	-
HLTH CLIENT BENEFT REP	7.00	7.00	6.00	6.00	(1.00)	-
MEDICAL ASSISTANT	8.00	8.00	7.00	7.00	(1.00)	-
MEDICAL BILLING TECH	8.00	8.00	8.00	8.00	-	-
MH CLIENT SPECIALIST	52.00	55.00	54.00	55.00	3.00	-
MH FEE CLERK	4.00	4.00	5.00	5.00	1.00	-
MH SUPVG CLIENT SPEC	15.80	18.00	16.50	16.50	0.70	-
MH UTILIZ REVIEW SPEC	5.50	5.50	5.50	5.50	-	-
OCC. THERA - MEN HLTH	2.00	2.00	2.00	2.00	-	-
OFFICE ASSISTANT III	12.00	12.00	12.00	12.00	-	-
PHYS ASST/NURSE PRACT	3.00	3.00	3.00	3.00	-	-
PROGRAM COORDINATOR	3.00	3.00	1.00	1.00	(2.00)	-
PSYCH MH NURSE PRACT	4.00	4.00	2.50	2.50	(1.50)	-
PSYCHIATRIC MED DIR	2.00	2.00	1.00	1.00	(1.00)	-
PSYCHIATRIST	16.00	16.00	12.50	12.50	(3.50)	-
PUB GUARDIAN/CONSERV	1.00	1.00	1.00	1.00	-	-
SR ACCOUNTING TECH	2.00	2.00	2.00	2.00	-	-
SR BEHAVIORAL HLTH MGR	4.00	4.00	4.00	4.00	-	-
SR CASE DATA CLERK	3.10	3.10	2.00	2.00	(1.10)	-

Classification	Allow 2018-19	Total 2018-19	Recommend 2019-20	Adopted 2019-20	Change from 2018-19	Unfunded 2019-20
SR DEPTL ADMIN ANALYST	3.00	3.00	3.00	3.00	-	-
SR HEALTH SVCS MGR	1.00	1.00	1.00	1.00	-	-
SR MH CLIENT SPECIALST	55.75	61.75	57.75	61.80	6.05	-
SR SOCIAL WORKER	2.00	2.00	2.00	2.00	-	-
SR STF DEVEL TRAINER	1.00	1.00	1.00	1.00	-	-
Total BEHAVORIAL HEALTH	262.15	276.35	252.50	257.55	(4.60)	-
Budget Divn 3650 -- H.S.A. - HEALTH BENEFITS DIVIS						
ADMIN AIDE	1.00	1.00	1.00	1.00	-	-
EPIDEMIOLOGIST	1.00	1.00	1.00	1.00	-	-
MED CARE PROG ELIG SUP	1.00	1.00	1.00	1.00	-	-
SR HEALTH EDUCATOR	-	-	1.00	1.00	1.00	-
SR HEALTH SVCS MGR	1.00	1.00	1.00	1.00	-	-
Total H.S.A. - HEALTH BENEFITS DIVIS	4.00	4.00	5.00	5.00	1.00	-
Budget Divn 3670 -- ENVIRONMENTAL HEALTH						
ADMIN AIDE	-	-	1.00	1.00	1.00	-
ADMIN SVCS MGR	-	-	1.00	1.00	1.00	1.00
ADMIN SVCS OFF II	1.00	1.00	1.00	1.00	-	-
CLERICAL SUPVR II	1.00	1.00	1.00	1.00	-	-
DEPTL ADMIN ANALYST	-	-	1.00	1.00	1.00	-
DIR OF ENVIRON HEALTH	1.00	1.00	1.00	1.00	-	-
DIV DIR ENVIRON HEALTH	1.00	1.00	1.00	1.00	-	-
ENV. HLTH-PROG MGR I	1.00	1.00	1.00	1.00	-	
ENV. HLTH-PROG MGR II	3.00	3.00	2.00	2.00	(1.00)	-
ENVIRON HLTH SPEC I	2.00	2.00	2.00	2.00	-	-
ENVIRON HLTH SPEC II	5.00	5.00	5.00	5.00	-	-
ENVIRON HLTH SPECIII	12.00	12.00	12.00	12.00	-	-
IMAGING TECHNICIAN	1.00	1.00	1.00	1.00	-	-
OFFICE ASSISTANT II	2.00	2.00	2.00	2.00	-	-
OFFICE ASSISTANT III	2.00	2.00	2.00	2.00	-	-
REGISTERED GEOLOGIST	1.00	1.00	1.00	1.00	-	-
RESOURCE PLANNER III	1.00	1.00	1.00	1.00	-	-
RESOURCE PLANNER IV	1.00	1.00	2.00	2.00	1.00	-
SUPVG WATER QLTY SPEC	1.00	1.00	1.00	1.00	-	-
WATER QUALITY SPEC II	1.00	1.00	1.00	1.00	-	-
WATER QUALITY SPEC III	2.00	2.00	2.00	2.00	-	-
Total ENVIRONMENTAL HEALTH	39.00	39.00	42.00	42.00	3.00	1.00
Total HEALTH SERVICES AGENCY	568.20	592.40	601.85	607.90	39.70	2.00
Budget Dept 37 -- CAO HOMELESS SERV 2018						
Budget Divn 3710 -- CAO HOMELESS SERV 2018						
HOMELESS SERVICES COOR	1.00	1.00	1.00	1.00	-	-
To Be Classified	-	1.00	1.00	1.00	1.00	-
Total CAO HOMELESS SERV 2018	1.00	2.00	2.00	2.00	1.00	-
Total CAO HOMELESS SERV 2018	1.00	2.00	2.00	2.00	1.00	-
Budget Dept 39 -- HUMAN SERVICES DEPT						
Budget Divn 3910 -- WORKFORCE INNOVATION OPPORTUNI						
ADMIN AIDE	1.00	1.00	1.00	1.00	-	-

Classification	Allow 2018-19	Total 2018-19	Recommend 2019-20	Adopted 2019-20	Change from 2018-19	Unfunded 2019-20
ECONOMIC DEV COORD	1.00	1.00	1.00	1.00	-	-
OFFICE ASSISTANT III	1.00	1.00	-	-	(1.00)	-
SR HUM SVCS ANALYST	1.00	1.00	1.00	1.00	-	-
WDB DIRECTOR	1.00	1.00	1.00	1.00	-	-
Total WORKFORCE INNOVATION OPPORTUNI	5.00	5.00	4.00	4.00	(1.00)	-
Budget Divn 3921 -- SOCIAL SERVICES						
ACCOUNT CLERK	3.00	3.00	3.00	3.00	-	-
ACCOUNTANT II	2.00	2.00	2.00	2.00	-	-
ACCOUNTANT III	4.00	4.00	4.00	4.00	-	-
ACCOUNTING TECHNICIAN	5.00	5.00	5.00	5.00	-	1.00
ACCTG CLERICAL SUPV II	3.00	3.00	3.00	3.00	-	-
ADMIN AIDE	4.00	4.00	4.00	4.00	-	-
ADMIN SERVICES MANAGER	3.00	3.00	3.00	3.00	-	-
ASSOC HUM SVCS ANALYST	4.00	4.00	5.00	5.00	1.00	-
ASST DIR - HSA or HSD	1.00	1.00	1.00	1.00	-	-
ASST DIV DIR - HSD	1.00	1.00	1.00	1.00	-	-
ASST FAIR HEARING OFFR	1.00	1.00	1.00	1.00	-	-
BENEFITS REP	157.00	157.00	157.00	157.00	-	10.00
BENEFITS REP SUPV	20.00	20.00	20.00	20.00	-	-
BENEFITS REP TRAINEE	5.00	5.00	5.00	5.00	-	-
BLDG MAINT WORKER III	1.00	1.00	1.00	1.00	-	-
CHF OF FISCAL SERVICES	1.00	1.00	1.00	1.00	-	-
CHF WELFARE FRAUD INV	1.00	1.00	1.00	1.00	-	-
CLERICAL SUPVR II	5.00	5.00	5.00	5.00	-	-
CLERK II	2.00	2.00	2.00	2.00	-	1.00
CLERK III	2.00	2.00	2.00	2.00	-	-
CLERK III SUPERVISORY	1.00	1.00	1.00	1.00	-	-
DEPTL ADMIN ANALYST	4.00	4.00	4.00	4.00	-	-
DIR OF ADMIN SERVICES	1.00	1.00	1.00	1.00	-	-
DIV DIR - HSD	1.00	1.00	1.00	1.00	-	-
DIV DIR - SOCIAL SVCS	2.00	2.00	2.00	2.00	-	-
DIV DIR CHLD WELF SVCS	1.00	1.00	1.00	1.00	-	-
DIVISION SECRETARY	2.00	2.00	2.00	2.00	-	-
EMPLOY TRAIN SPEC II	23.00	23.00	23.00	23.00	-	5.00
EXECUTIVE SECRETARY	1.00	1.00	1.00	1.00	-	-
FACILITIES MANAGER	1.00	1.00	1.00	1.00	-	-
FAIR HEARING OFFICER	1.00	1.00	1.00	1.00	-	-
HUM SVCS DATA APP SPEC	9.00	9.00	9.00	9.00	-	-
HUMAN SVC DATA APP MGR	1.00	1.00	1.00	1.00	-	-
HUMAN SVCS DEPT DIR	1.00	1.00	1.00	1.00	-	-
IHSS QUAL. ASSUR. SPEC	1.00	1.00	1.00	1.00	-	-
IMAGING TECHNICIAN	4.00	4.00	4.00	4.00	-	-
IT APP DEV/SUP ANL II	2.00	2.00	2.00	2.00	-	-
IT APP DEV/SUP ANL III	4.00	4.00	4.00	4.00	-	-
IT APP DEV/SUP SUPV	1.00	1.00	1.00	1.00	-	-

Classification	Allow 2018-19	Total 2018-19	Recommend 2019-20	Adopted 2019-20	Change from 2018-19	Unfunded 2019-20
IT BUS SYS ANALYST	2.00	2.00	2.00	2.00	-	-
IT MANAGER II	1.00	1.00	1.00	1.00	-	-
IT MANAGER III	1.00	1.00	1.00	1.00	-	-
IT SUPP SVCS ANLST II	2.00	2.00	2.00	2.00	-	-
IT SYS ADMIN ANLST III	5.00	5.00	5.00	5.00	-	-
OFFICE ASSISTANT II	9.00	9.00	8.00	8.00	(1.00)	-
OFFICE ASSISTANT III	34.00	34.00	35.00	35.00	1.00	2.00
PERSONNEL TECHNICIAN	2.00	2.00	2.00	2.00	-	-
PRO SVCS QUAL ASR SPEC	2.00	2.00	2.00	2.00	-	-
PROG MGR - HSD	10.00	10.00	10.00	10.00	-	-
PROGRAM COORDINATOR	6.00	6.00	6.00	6.00	-	1.00
PUB HLTH NURSE II	4.00	4.00	3.00	3.00	(1.00)	-
SOCIAL WORK SUPVR I	3.00	3.00	3.00	3.00	-	-
SOCIAL WORK SUPVR II	12.00	12.00	13.00	13.00	1.00	-
SOCIAL WORKER I	7.00	7.00	7.00	7.00	-	-
SOCIAL WORKER II	23.00	23.00	23.00	23.00	-	-
SR ACCOUNT CLERK	6.00	6.00	6.00	6.00	-	-
SR ACCOUNTING TECH	2.00	2.00	2.00	2.00	-	-
SR CASE DATA CLERK	1.00	1.00	1.00	1.00	-	-
SR DEPTL ADMIN ANALYST	2.00	2.00	2.00	2.00	-	-
SR DEPTL INFO SYS ANA	2.00	2.00	2.00	2.00	-	-
SR EMPLOY & TRAIN SPEC	4.00	4.00	4.00	4.00	-	-
SR HEALTH SVCS MGR	1.00	1.00	1.00	1.00	-	-
SR HUM SVCS ANALYST	14.00	14.00	14.00	14.00	-	-
SR MH CLIENT SPECIALST	-	-	2.00	2.00	2.00	-
SR RECEPTIONIST	5.00	5.00	5.00	5.00	-	-
SR SOCIAL WORKER	72.50	72.50	70.50	70.50	(2.00)	8.00
SR STF DEVEL TRAINER	1.00	1.00	1.00	1.00	-	-
STAFF DEVEL PROG MGR	1.00	1.00	1.00	1.00	-	-
STAFF DEVELOP TRAINER	4.00	4.00	4.00	4.00	-	1.00
WELFARE FRAUD INV II	3.00	3.00	3.00	3.00	-	-
Total SOCIAL SERVICES	527.50	527.50	528.50	528.50	1.00	29.00
Budget Divn 3930 -- VETERANS SERVICES						
VETERAN SVCS OFFICER	1.00	1.00	1.00	1.00	-	-
VETERANS SVC REP	3.00	3.00	3.00	3.00	-	-
Total VETERANS SERVICES	4.00	4.00	4.00	4.00	-	-
Total HUMAN SERVICES DEPT	536.50	536.50	536.50	536.50	-	29.00
Total HEALTH AND HUMAN SERVICES	**1,154.70**	**1,179.90**	**1,189.35**	**1,195.40**	**40.70**	**37.00**
Budget Category 93 -- LAND USE AND COMMUNITY SERVICE						
Budget Dept 03 -- AGRICULTURAL COMMISSIONER & WT						
Budget Divn 0310 -- AG COMMISSIONER						
AG BIOLOGIST AIDE*	4.40	4.40	4.81	4.81	0.41	-
AG COMM/DIR WGTS & MEA	1.00	1.00	1.00	1.00	-	-
AG/WGTS & MEAS INS I	-	-	1.00	1.00	1.00	-
AG/WGTS & MEAS INS III	7.00	7.00	6.50	6.50	(0.50)	-

Classification	Allow 2018-19	Total 2018-19	Recommend 2019-20	Adopted 2019-20	Change from 2018-19	Unfunded 2019-20
DEP AG COMM/SEALER	2.00	2.00	2.00	2.00	-	-
RECEPTIONIST	1.00	1.00	1.00	1.00	-	-
SR ACCOUNTING TECH	1.00	1.00	1.00	1.00	-	-
Total AG COMMISSIONER	16.40	16.40	17.31	17.31	0.91	-
Budget Divn 0330 -- WEIGHTS AND MEASURES						
AG/WGTS & MEAS INS III	2.00	2.00	2.50	2.50	0.50	-
Total WEIGHTS AND MEASURES	2.00	2.00	2.50	2.50	0.50	-
Budget Divn 0340 -- MOSQUITO AND VECTOR CONTROL						
AG BIOLOGIST AIDE	2.00	2.00	2.00	2.00	-	-
ASST VECTOR CONTR MGR	1.00	1.00	1.00	1.00	-	-
SR ACCOUNT CLERK	1.00	1.00	1.00	1.00	-	-
VECTOR CONTROL SPEC	5.00	5.00	5.00	5.00	-	-
VECTOR ECOLOGIST	1.00	1.00	1.00	1.00	-	-
Total MOSQUITO AND VECTOR CONTROL	10.00	10.00	10.00	10.00	-	-
Total AGRICULTURAL COMMISSIONER & WT	28.40	28.40	29.81	29.81	1.41	-
*Limited term positions extended to 6-30-20						
Budget Dept 06 -- AGRICULTURAL EXTENSION SERVICE						
Budget Divn 0600 -- AGRICULTURAL EXTENSION						
DIVISION SECRETARY	1.00	-	1.00	1.00	-	-
SECRETARY	-	1.00	-	-	-	-
Total AGRICULTURAL EXTENSION	1.00	1.00	1.00	1.00	-	-
Total AGRICULTURAL EXTENSION SERVICE	1.00	1.00	1.00	1.00	-	-
Budget Dept 49 -- PARKS, OPEN SPACE & CULTURAL S						
Budget Divn 4910 -- PARKS, OPEN SPACE & CULTURAL S						
ACCOUNTING TECHNICIAN	1.00	1.00	1.00	1.00	-	-
ADMIN AIDE	1.00	1.00	1.00	1.00	-	-
ADMIN SERVICES MANAGER	1.00	1.00	1.00	1.00	-	-
AQUATICS PROG SPEC	2.00	2.00	2.00	2.00	-	-
AQUATICS SUPERVISOR	1.00	1.00	1.00	1.00	-	-
ASST DEPT ADMIN ANAL	-	1.00	1.00	1.00	1.00	-
BLDG MAINT SUPVR	1.00	1.00	1.00	1.00	-	-
CLERK II	1.50	1.50	1.50	1.50	-	-
DIR OF POSCS	1.00	1.00	1.00	1.00	-	-
PARK MAINT WORKER I	1.00	2.00	6.00	6.00	5.00	-
PARK MAINT WORKER II	17.00	17.00	13.00	13.00	(4.00)	-
PARK MAINT WORKER III	4.00	4.00	4.00	4.00	-	1.00
PARK PLANNER II*	-	-	1.00	1.00	1.00	-
PARK PLANNER III	1.00	1.00	1.00	1.00	-	-
PARKS MAINT SUPERVISOR	2.00	2.00	2.00	2.00	-	-
PARKS SUPERINTENDENT	2.00	2.00	2.00	2.00	-	-
PERSONNEL PAYROLL CLK	1.00	1.00	1.00	1.00	-	-
PROGRAM COORDINATOR	3.00	3.00	3.00	3.00	-	-
PROJECT MANAGER**	1.00	1.00	1.00	1.00	-	-
REC PROGRAM SPEC	2.75	3.75	3.75	3.75	1.00	-
RECREATION COORDINATOR	3.00	3.00	3.00	3.00	-	-

Classification	Allow 2018-19	Total 2018-19	Recommend 2019-20	Adopted 2019-20	Change from 2018-19	Unfunded 2019-20
SECRETARY	1.00	1.00	1.00	1.00	-	-
SR ACCOUNTING TECH	1.00	-	-	-	(1.00)	-
Total PARKS, OPEN SPACE & CULTURAL S	49.25	51.25	52.25	52.25	3.00	1.00
Total PARKS, OPEN SPACE & CULTURAL S	49.25	51.25	52.25	52.25	3.00	1.00
* Mid-year limited term addition as of 12-28-19.						
** Limited term addition as of 7/1/19, deleted mid-year as of 12-28-19.						
Budget Dept 54 -- PLANNING						
Budget Divn 5410 -- PLANNING						
ACCOUNTANT II	-	1.00	1.00	1.00	1.00	-
ACCT TECH*	-	1.00	1.00	1.00	1.00	-
ADMINISTRATIVE AIDE	1.00	1.00	1.00	1.00	-	-
ASST PLANNING DIRECTOR	2.00	2.00	2.00	2.00	-	1.00
BLDG COUNTER SUPV	1.00	1.00	1.00	1.00	-	-
BLDG INSPECTOR I*	1.00	1.00	1.00	1.00	-	
BLDG INSPECTOR II*	6.00	6.00	5.00	5.00	(1.00)	-
BLDG PERMIT TECH II*	2.00	2.00	3.00	3.00	1.00	-
BLDG PLANS CHECKER	4.00	4.00	4.00	4.00	-	-
CHIEF BLDG INSPECTOR	1.00	1.00	1.00	1.00	-	-
CIVIL ENGINEER*	1.00	1.00	1.00	1.00	-	-
CODE COMP INV II*	1.00	1.00	1.00	1.00	-	
CODE COMP INV III*	2.00	2.00	2.00	2.00	-	1.00
CODE COMP INV IV	1.00	1.00	1.00	1.00	-	-
DEPT ADMIN ANALYST*	1.00	1.00	1.00	1.00	-	-
DEPT FISCAL OFFICER	1.00	-	-	-	(1.00)	-
EXECUTIVE SECRETARY	1.00	1.00	1.00	1.00	-	-
HOUSING PROGRAM MANAGER	1.00	1.00	1.00	1.00	-	-
HOUSING SPECIALIST II/III*	2.00	2.00	2.00	2.00	-	1.00
IMAGING TECHNICIAN	1.00	1.00	1.00	1.00	-	-
OFFICE ASST III*	2.00	1.00	1.00	1.00	(1.00)	-
PLANNER I*	1.00	1.00	1.00	1.00	-	-
PLANNER II*	2.00	2.00	2.00	2.00	-	-
PLANNER IV*	12.00	12.00	11.50	11.50	(0.50)	-
PLANNING DIRECTOR	1.00	1.00	1.00	1.00	-	-
PLANNING TECHNICIAN	5.00	5.00	5.00	5.00	-	1.00
PRINCIPAL PLANNER	5.00	5.00	5.00	5.00	-	-
RECORDS CLERK	1.00	1.00	1.00	1.00	-	-
REGISTERED GEOLOGIST	1.00	1.00	1.00	1.00	-	-
RESOURCE PLANNER II*	3.00	3.00	3.00	3.00	-	-
RESOURCE PLANNER III*	1.00	1.00	1.00	1.00	-	-
RESOURCE PLANNER IV*	3.00	3.00	3.00	3.00	-	-
SR ACCT TECH*	1.00	1.00	1.00	1.00	-	-
SR BLDG INSPECTOR	1.00	1.00	1.00	1.00	-	-
SR BLDG PERMIT TECH*	1.00	1.00	1.00	1.00	-	-
SR BLDG PLANS CHECKER	1.00	1.00	1.00	1.00	-	-
SR CIVIL ENGINEER	1.00	1.00	1.00	1.00	-	-

Classification	Allow 2018-19	Total 2018-19	Recommend 2019-20	Adopted 2019-20	Change from 2018-19	Unfunded 2019-20
Total PLANNING	72.00	72.00	71.50	71.50	(0.50)	4.00
Total PLANNING	72.00	72.00	71.50	71.50	(0.50)	4.00
Budget Dept 60 -- PUBLIC WORKS						
Budget Divn 6010 -- ADMINSTRATIVE SERVICES						
ACCOUNTANT II	1.00	1.00	1.00	1.00	-	-
ACCOUNTANT III	2.00	2.00	2.00	2.00	-	-
ACCOUNTING ANALYST	1.00	-	-	-	(1.00)	-
ACCOUNTING TECHNICIAN	4.00	4.00	4.00	4.00	-	-
ACCTG CLERICAL SUPV I	1.00	1.00	1.00	1.00	-	-
ADMIN SERVICES MANAGER	1.00	1.00	1.00	1.00	-	-
ASSOC CIVIL ENGINEER	1.00	1.00	1.00	1.00	-	-
ASST DEPTL ADMIN ANLST	2.00	3.00	3.00	3.00	1.00	-
ASST DIR OF PUBLIC WKS	2.00	3.00	3.00	3.00	1.00	-
ASST IN CIVIL ENGRG	2.00	2.00	2.00	2.00	-	-
ASST PUB WKS SUPT	5.00	5.00	5.00	5.00	-	-
ASST REAL PROPERTY AGT	1.00	1.00	1.00	1.00	-	-
CASHIER-DISPOSAL SITE	7.00	7.00	7.00	7.00	-	-
CHF OF FISCAL SERVICES	1.00	1.00	1.00	1.00	-	1.00
CHF REAL PROPERTY AGT	1.00	1.00	1.00	1.00	-	-
CIVIL ENGINEER	12.50	12.50	12.50	12.50	-	-
CLERICAL SUPVR I	1.00	1.00	1.00	1.00	-	-
CLERK II	0.80	0.80	0.80	0.80	-	-
CODE COMP INVEST I	1.00	-	-	-	(1.00)	-
DEPTL ADMIN ANALYST	4.00	2.00	2.00	2.00	(2.00)	-
DEPTL FISCAL OFFICER	-	1.00	1.00	1.00	1.00	-
DEPUTY CAO	1.00	1.00	1.00	1.00	-	-
DIR OF ADMIN SERVICES	1.00	-	-	-	(1.00)	-
DIR OF CAP PROJECTS	1.00	1.00	1.00	1.00	-	-
DISPOSAL SITE MAIN WKR	11.00	11.00	11.00	11.00	-	-
ELECTR INSTR SUPVR	1.00	1.00	1.00	1.00	-	-
ELECTR INSTR TECH II	5.00	5.00	5.00	5.00	-	-
ENGINEERING ASSOCIATE	5.00	5.00	5.00	5.00	-	-
ENGINEERING TECH I	3.00	3.00	3.00	3.00	-	-
ENGINEERING TECH II	1.00	1.00	1.00	1.00	-	-
ENGINEERING TECH III	2.00	2.00	2.00	2.00	-	-
ENVIRON PROG COORD	2.00	2.00	2.00	2.00	-	-
EXECUTIVE SECRETARY	1.00	1.00	1.00	1.00	-	-
GIS ANALYST II	1.00	1.00	1.00	1.00	-	-
HVY EQUIP MECHANIC II	10.00	10.00	10.00	11.00	1.00	-
HVY EQUIP OPR-DISPOSAL	5.00	5.00	5.00	5.00	-	-
HVY EQUIP SVC WORKER	2.00	2.00	2.00	2.00	-	-
IMAGING TECHNICIAN	2.00	2.00	2.00	2.00	-	-
IT BUS SYS ANALYST	1.00	1.00	1.00	1.00	-	-
IT MANAGER II	1.00	1.00	1.00	1.00	-	-
IT SUPP SVCS ANLST III	1.00	1.00	1.00	1.00	-	-

Classification	Allow 2018-19	Total 2018-19	Recommend 2019-20	Adopted 2019-20	Change from 2018-19	Unfunded 2019-20
IT SYS ADMIN ANLST II	1.00	1.00	1.00	1.00	-	-
LEAD HEAVY EQUIP OPR	2.00	2.00	2.00	2.00	-	-
OFFICE ASSISTANT III	2.50	2.50	2.50	2.50	-	-
PARKING ATTENDANT	1.00	0.75	0.75	0.75	(0.25)	-
PARTS TECHNICIAN	1.00	1.00	1.00	1.00	-	-
PERSONNEL PAYROLL CLK	2.00	2.00	2.00	2.00	-	-
PERSONNEL TECHNICIAN	2.00	2.00	2.00	2.00	-	-
PRE-TREATMNT PROG SPEC	2.00	2.00	2.00	2.00	-	-
PRINCIPAL PLANNER	1.00	1.00	1.00	1.00	-	-
PROGRAM COORDINATOR	4.00	4.00	4.00	4.00	-	-
PROJECT MANAGER	1.00	2.00	2.00	2.00	1.00	-
PUB WKS DISPATCHER	1.00	1.00	1.00	1.00	-	-
PUB WKS EQUIP TRNR	1.00	1.00	1.00	1.00	-	-
PUB WKS MAINT WKR I	8.00	8.00	9.00	9.00	1.00	-
PUB WKS MAINT WKR II	20.00	20.00	19.00	19.00	(1.00)	-
PUB WKS MAINT WKR III	15.00	15.00	15.00	15.00	-	-
PUB WKS MAINT WKR IV	5.00	5.00	5.00	5.00	-	-
PUB WKS MGR I	1.00	1.00	1.00	1.00	-	-
PUB WKS MGR-DISP SITES	1.00	1.00	1.00	1.00	-	-
PUB WKS SUPERVISOR	12.00	12.00	12.00	12.00	-	-
PUMP MAINT MECHANIC	2.00	2.00	2.00	2.00	-	-
RESOURCE PLANNER IV	3.00	3.00	3.00	3.00	-	1.00
ROAD SUPERINTENDENT	1.00	1.00	1.00	1.00	-	-
SANITAT MAINT WKR I	-	-	1.00	1.00	1.00	-
SANITAT MAINT WKR II	17.00	17.00	16.00	16.00	(1.00)	-
SANITAT MAINT WKR III	9.00	9.00	9.00	9.00	-	-
SOLID WASTE INSP II	4.00	4.00	4.00	4.00	-	-
SR ACCOUNT CLERK	1.00	1.00	1.00	1.00	-	-
SR ACCOUNTING TECH	3.00	3.00	3.00	3.00	-	-
SR BOARD CLERK	1.00	1.25	1.25	1.25	0.25	-
SR CIVIL ENGINEER	10.00	10.00	10.00	10.00	-	-
SR DEPTL ADMIN ANALYST	1.00	2.00	2.00	2.00	1.00	-
SR ENGRG ASSOCIATE	8.00	8.00	8.00	8.00	-	-
SR REAL PROP AGENT	1.00	1.00	1.00	1.00	-	-
SR TREATMENT PLANT OPR	4.00	4.00	4.00	4.00	-	1.00
SUPVG HVY EQUIP MECH	2.00	2.00	2.00	2.00	-	-
TRAFFIC ENGINEER	1.00	1.00	1.00	1.00	-	-
TRANSFER TRUCK DRIVER	3.00	3.00	3.00	3.00	-	-
TREATMENT PLANT OPR	2.00	2.00	2.00	2.00	-	-
TREATMT PLT OPRS SUPVR	2.00	2.00	2.00	2.00	-	-
URBAN DESIGNER	1.00	1.00	1.00	1.00	-	-
Total ADMINSTRATIVE SERVICES	267.80	267.80	267.80	268.80	1.00	3.00
Total PUBLIC WORKS	267.80	267.80	267.80	268.80	1.00	3.00
Total LAND USE AND COMMUNITY SERVICE	**418.45**	**420.45**	**422.36**	**423.36**	**4.91**	**8.00**

Budget Category 94 -- PUBLIC SAFETY AND JUSTICE

County of Santa Cruz
2019-2020 Adopted Budget
Summary of Allowed, Recommended, and Adopted Positions

Classification	Allow 2018-19	Total 2018-19	Recommend 2019-20	Adopted 2019-20	Change from 2018-19	Unfunded 2019-20
Budget Dept 27 -- DISTRICT ATTORNEY/PUBLIC ADMIN						
Budget Divn 2712 -- CONSUMER PROTECTION						
ATTY IV - DA	3.00	3.00	3.00	3.00	-	-
DA INSPECTOR II	1.00	1.00	1.00	1.00	-	-
INVESTIGATOR ASST	1.00	1.00	1.00	1.00	-	-
LEGAL SECRETARY II	1.00	1.00	1.00	1.00	-	-
PARALEGAL	2.00	2.00	2.00	2.00	-	-
PROGRAM COORDINATOR	1.00	1.00	1.00	1.00	-	-
Total CONSUMER PROTECTION	9.00	9.00	9.00	9.00	-	-
Budget Divn 2714 -- VICTIM-WITNESS ASSISTANCE						
CLERK II*	2.00	2.00	2.00	2.00	-	-
VIC/WIT ASST PROG MGR*	1.00	1.00	1.00	1.00	-	-
VICTIM SERVICES REP*	8.00	9.00	9.00	9.00	1.00	-
Total VICTIM-WITNESS ASSISTANCE	11.00	12.00	12.00	12.00	1.00	-
*Limited term positions extended to 6-30-20						
Budget Divn 2720 -- CRIMINAL PROSECUTIONS						
ADMIN AIDE	2.00	2.00	2.00	2.00	-	-
ADMIN SVCS OFF II	1.00	1.00	1.00	1.00	-	-
ATTY I - DA	4.00	4.00	4.00	4.00	-	-
ATTY II - DA	2.00	2.00	2.00	2.00	-	-
ATTY III - DA	7.00	7.00	7.00	7.00	-	-
ATTY IV - DA	21.00	21.00	21.00	21.00	-	-
CHF D A INSPECTOR++	1.00	1.00	1.00	1.00	-	-
CHF DEP DIST ATTY	1.00	1.00	1.00	1.00	-	-
CHF DEPTY DA-ADMIN	1.00	1.00	1.00	1.00	-	-
CRIMINALIST II	1.00	1.00	1.00	1.00	-	-
DA INSPECTOR II	11.00	11.00	12.00	12.00	1.00	-
DA INSPECTOR III	2.00	2.00	2.00	2.00	-	-
DEP PUBLIC ADMINISTR	1.00	1.00	1.00	1.00	-	-
DIST ATTORNEY	1.00	1.00	1.00	1.00	-	-
INVESTIGATOR ASST	3.00	3.00	3.00	3.00	-	-
IT BUS SYS ANALYST	1.00	1.00	1.00	1.00	-	-
IT SUPP SVCS ANLST II	1.00	1.00	1.00	1.00	-	1.00
LEGAL SECRETARY I	6.00	6.00	6.00	6.00	-	-
LEGAL SECRETARY II	9.00	9.00	9.00	9.00	-	1.00
OFFICE ASSISTANT III	2.00	2.00	2.00	2.00	-	-
PARALEGAL	1.00	1.00	1.00	1.00	-	-
PROGRAM COORDINATOR	-	-	1.00	1.00	1.00	-
SR ACCOUNT CLERK	1.00	1.00	1.00	1.00	-	-
SR LEGAL SECRETARY	3.00	3.00	3.00	3.00	-	-
Total CRIMINAL PROSECUTIONS	83.00	83.00	85.00	85.00	2.00	2.00
Total DISTRICT ATTORNEY/PUBLIC ADMIN	103.00	104.00	106.00	106.00	3.00	2.00
Budget Dept 30 -- EMERGENCY SERVICES						
Budget Divn 3020 -- EMERGENCY SERVICES						
ADMIN AIDE	1.00	1.00	1.00	1.00	-	-

County of Santa Cruz
2019-2020 Adopted Budget
Summary of Allowed, Recommended, and Adopted Positions

Classification	Allow 2018-19	Total 2018-19	Recommend 2019-20	Adopted 2019-20	Change from 2018-19	Unfunded 2019-20
EMERGENCY SERVICES MGR	1.00	1.00	1.00	1.00	-	-
Total EMERGENCY SERVICES	2.00	2.00	2.00	2.00	-	-
Total EMERGENCY SERVICES	2.00	2.00	2.00	2.00	-	-
Budget Dept 57 -- PROBATION						
Budget Divn 5720 -- JUVENILE HALL						
ADMIN AIDE	1.00	1.00	1.00	1.00	-	-
ASST PROB DIV DIR	1.00	1.00	1.00	1.00	-	-
COOK	2.00	2.00	2.00	2.00	-	-
GROUP SUPERVISOR I	-	-	1.00	1.00	1.00	-
GROUP SUPERVISOR II	17.00	17.00	16.00	16.00	(1.00)	1.00
HEAD COOK	1.00	1.00	1.00	1.00	-	-
HOUSEKEEPER	1.00	1.00	1.00	1.00	-	-
INSTITUTIONAL SUPV	4.00	4.00	4.00	4.00	-	-
PROBATION DIVISION DIR	1.00	1.00	1.00	1.00	-	-
SR GROUP SUPERVISOR	2.00	2.00	2.00	2.00	-	-
Total JUVENILE HALL	30.00	30.00	30.00	30.00	-	1.00
Budget Divn 5740 -- PROBATION						
ACCOUNTANT II	1.00	1.00	-	-	(1.00)	-
ACCOUNTANT III	-	-	1.00	1.00	1.00	-
ADMIN AIDE	1.00	1.00	1.00	1.00	-	-
ADMIN SERVICES MANAGER	1.00	1.00	1.00	1.00	-	-
ADMIN SVCS OFF I/II	-	-	1.00	1.00	1.00	-
ASST CHF PROBATION OFF	1.00	1.00	1.00	1.00	-	-
ASST PROB DIV DIR	3.00	3.00	3.00	4.00	1.00	-
CHF PROBATION OFFICER	1.00	1.00	1.00	1.00	-	-
CLERK II	1.00	1.00	1.00	1.00	-	-
COLLECTION OFFICER	1.00	1.00	1.00	1.00	-	-
DEP PROBATION OFF I	4.00	4.00	5.00	5.00	1.00	-
DEP PROBATION OFF II	43.00	43.00	42.00	42.00	(1.00)	2.00
DEP PROBATION OFF III	12.00	12.00	12.00	12.00	-	-
DEPTL ADMIN ANALYST	1.00	1.00	1.00	1.00	-	1.00
GROUP SUPERVISOR I	2.00	2.00	2.00	2.00	-	-
GROUP SUPERVISOR II	3.00	3.00	3.00	3.00	-	-
IT APP DEV/SUP ANL III	1.00	1.00	-	-	(1.00)	-
IT SUPP SVCS ANLST II	1.00	1.00	-	-	(1.00)	-
OFFICE ASSISTANT II	2.00	2.00	2.00	2.00	-	-
OFFICE ASSISTANT III	7.50	7.50	7.50	7.50	-	-
PERSONNEL PAYROLL CLK	1.00	1.00	1.00	1.00	-	-
PROBATION AIDE	4.00	4.00	4.00	4.00	-	-
PROBATION DIVISION DIR	2.00	2.00	2.00	2.00	-	-
PROGRAM COORDINATOR	-	-	1.00	1.00	1.00	-
SR ACCOUNT CLERK	1.00	1.00	1.00	1.00	-	-
SR ACCOUNTING TECH	1.00	1.00	1.00	1.00	-	-
SR DEPTL ADMIN ANALYST	2.00	2.00	2.00	2.00	-	-
Total PROBATION	97.50	97.50	97.50	98.50	1.00	3.00

Classification	Allow 2018-19	Total 2018-19	Recommend 2019-20	Adopted 2019-20	Change from 2018-19	Unfunded 2019-20
Total PROBATION	127.50	127.50	127.50	128.50	1.00	4.00
Budget Dept 66 -- SHERIFF-CORONER						
Budget Divn 6610 -- OPERATIONS BUREAU						
ACCOUNTING TECHNICIAN	2.00	2.00	2.00	2.00	-	-
ADMIN AIDE	1.00	2.00	2.00	2.00	1.00	-
ADMIN SERVICES MANAGER	1.00	1.00	1.00	1.00	-	-
CIVIL PROCESS SUPERVISOR	1.00	1.00	1.00	1.00	-	-
CLERICAL SUPERVISOR I	2.00	2.00	2.00	2.00	-	-
COMMUNITY SERVICES OFFICER	2.00	2.00	2.00	2.00	-	-
CORONER FORENSIC TECHNICIAN	1.00	1.00	1.00	1.00	-	-
CRIMINALIST I	2.00	2.00	2.00	2.00	-	-
CRIMINALIST II	2.00	2.00	4.00	4.00	2.00	-
DEPT ADMIN ANALYST	2.00	2.00	2.00	2.00	-	-
DEPUTY SHERIFF*	90.00	92.00	94.00	94.00	4.00	4.00
DEPUTY SHERIFF TRAINEE*	14.00	14.00	14.00	14.00	-	-
DIRECTOR OF FORENSIC SERVICES	1.00	1.00	1.00	1.00	-	-
DIVISION SECRETARY	2.00	2.00	2.00	2.00	-	-
EXECUTIVE SECRETARY	1.00	1.00	1.00	1.00	-	-
FORENSIC PATHOLOGIST	1.00	1.00	1.00	1.00	-	-
FORENSIC SERVICES SUPERVISOR	1.00	1.00	1.00	1.00	-	-
OFFICE ASSISTANT II	1.00	1.00	1.00	1.00	-	-
OFFICE ASSISTANT III	1.00	1.00	1.00	1.00	-	-
PROGRAM COORDINATOR	2.00	2.00	2.00	2.00	-	-
SHERIFF-CORONER	1.00	1.00	1.00	1.00	-	-
SHERIFF'S LIEUTENANT	1.00	1.00	1.00	1.00	-	-
SHERIFF'S CHIEF DEPUTY	1.00	1.00	1.00	1.00	-	-
SHERIFF'S LIEUTENANT	4.00	4.00	4.00	4.00	-	-
SHERIFF'S PROPERTY CLERK	3.00	3.00	3.00	3.00	-	-
SHERIFF'S RECORDS CLERK*	10.00	10.00	10.00	10.00	-	-
SHERIFF'S SECURITY OFFICER	1.50	1.50	1.50	1.50	-	-
SHERIFF'S SERGEANT	23.00	23.00	23.00	23.00	-	-
SR. ACCOUNTING TECHNICIAN	2.00	2.00	2.00	2.00	-	-
SR. DEPTL ADMIN ANALYST	2.00	2.00	2.00	2.00	-	-
SR.ACCT CLERK*	0.50	0.50	1.00	1.00	0.50	-
UNDERSHERIFF	1.00	1.00	1.00	1.00	-	-
Total OPERATIONS BUREAU	180.00	183.00	187.50	187.50	7.50	4.00
*Limited term positions extended to 6-30-20						
Budget Divn 6620 -- CORRECTIONS BUREAU						
ACCOUNT TECHNICIAN	3.00	3.00	3.00	3.00	-	-
CHIEF DEPUTY	1.00	1.00	1.00	1.00	-	-
CLERICAL SUPERVISOR I	1.00	1.00	1.00	1.00	-	-
COOK	8.00	8.00	8.00	8.00	-	-
CORRECTIONAL OFFICER	98.00	98.00	99.00	99.00	1.00	4.00
CORRECTIONAL SERGEANT	6.00	6.00	6.00	6.00	-	-
DEPT ADMIN ANALYST	1.00	1.00	1.00	1.00	-	-

County of Santa Cruz
2019-2020 Adopted Budget
Summary of Allowed, Recommended, and Adopted Positions

Classification	Allow 2018-19	Total 2018-19	Recommend 2019-20	Adopted 2019-20	Change from 2018-19	Unfunded 2019-20
DEPUTY SHERIFF*	5.00	5.00	5.00	5.00	-	-
FOOD SERVICE MANAGER	1.00	1.00	1.00	1.00	-	-
HEAD COOK	1.00	1.00	1.00	1.00	-	-
INMATE PROGRAM MANAGER	1.00	1.00	1.00	1.00	-	-
LIEUTENANT	4.00	4.00	4.00	4.00	-	-
MENTAL HEALTH CLIENT SPECIALIST	-	-	2.00	2.00	2.00	-
OFFICE ASSISTANT III	3.00	3.00	3.00	3.00	-	-
PROGRAM COORDINATOR	3.00	3.00	3.00	3.00	-	-
SHERIFF'S RECORDS CLERK	-	-	-	10.00	10.00	-
SR ACCOUNTING TECHNICIAN	1.00	1.00	1.00	1.00	-	-
SUPERV PROPERTY CLERK	-	-	1.00	1.00	1.00	-
SUPERV CORRECTIONAL OFFICER	15.00	15.00	15.00	15.00	-	-
Total CORRECTIONS BUREAU	152.00	152.00	156.00	166.00	14.00	4.00
Budget Divn 6630 -- COURT SECURITY						
DEPUTY SHERIFF++/TRAINEE	20.00	20.00	20.00	20.00	-	-
SECURITY OFFICER	2.00	2.00	2.00	2.00	-	-
SHERIFF'S SERGEANT	2.00	2.00	2.00	2.00	-	-
Total COURT SECURITY	24.00	24.00	24.00	24.00	-	-
Total SHERIFF-CORONER	356.00	359.00	367.50	377.50	21.50	8.00
Total PUBLIC SAFETY and JUSTICE	**588.50**	**592.50**	**603.00**	**614.00**	**25.50**	**14.00**
Total COUNTY PERSONNEL	**2,482.90**	**2,514.10**	**2,538.96**	**2,557.01**	**74.11**	**69.55**

COUNTY OF SANTA CRUZ
MONTHLY AND HOURLY PAY RANGES
AS OF SEPTEMBER 4, 2019

Job Description	Class	Benefit Status	Range	Step 1	Step 2	Step 3	Step 4	Step 5	Step 6	Step 7	Step 8	Step 9	Monthly Pay First Step	Monthly Pay Last Step
ACCOUNT CLERK	CH3	41	BB	22.42	23.14	23.88	24.82	25.74	26.93	28.01			3886	4,855
ACCOUNT CLERK TRAINEE	CH1	41	AT	20.61	21.1	21.71	22.65	23.52	24.51	25.48			3572	4,416
ACCOUNTANT I	UB2	41	49	30.11	31.32	32.58	33.89	35.23	36.68	38.15			5219	6,613
ACCOUNTANT II	UB4	41	HV	32.66	33.96	35.3	36.71	38.2	39.71	41.31			5661	7,160
ACCOUNTANT III	UB6	41	6B	35.98	37.44	38.91	40.46	42.1	43.76	45.51			6236	7,888
ACCOUNTING ANALYST	UB7	41	AD	36.77	38.25	39.8	41.37	43.02	44.75	46.54			6373	8,067
ACCOUNTING MANAGER	UE5	11	AB	53.96	56.59	59.35	62.34	65.47	68.7	72.14			9353	12,504
ACCOUNTING TECHNICIAN	CH7	41	V2	28.18	29.36	30.53	31.74	32.99	34.3	35.67			4884	6,183
ACCTG CLERICAL SUPV I	CH6	41	V2	28.18	29.36	30.53	31.74	32.99	34.3	35.67			4884	6,183
ACCTG CLERICAL SUPV II	CH9	41	JL	30.24	31.42	32.67	34	35.34	36.75	38.22			5242	6,625
ADMIN AIDE	UR1	41	LO	28.49	29.65	30.84	32.07	33.34	34.67	36.05			4938	6,249
ADMIN SEC BD OF SUPVRS	BJ8	41	TI	31	32.24	33.51	34.85	36.27	37.67	39.18			5373	6,791
ADMIN SERVICES MANAGER	UW7	11	B1	43.79	45.91	48.18	50.52	53.05	55.69	58.47			7590	10,135
ADMIN SVCS OFF I	UW3	11	N4	35.86	37.6	39.42	41.33	43.44	45.6	47.88			6216	8,299
ADMIN SVCS OFF II	UW5	11	PR	39.41	41.32	43.36	45.45	47.73	50.09	52.59			6831	9,115
AG BIOLOGIST AIDE	TC1	41	31	20.68	21.51	22.36	23.25	24.17	25.17	26.18			3584	4,538
AG COMM/DIR WGTS & MEA	TG9	4	8A	62.22	65.33	68.6	72.02	75.6	79.42	83.38			10785	14,452
AG/WGTS & MEAS INS I	TG3	41	EO	26.77	27.81	28.97	30.1	31.34	32.55	33.86			4640	5,869
AG/WGTS & MEAS INS II	TG5	41	JG	29.41	30.57	31.77	33.05	34.37	35.76	37.19			5098	6,446
AG/WGTS & MEAS INS III	TG7	41	55	32.4	33.68	35.03	36.4	37.89	39.4	40.98			5616	7,103
ANIMAL CARE WORKER	AC2	41	D2	19.6	20.6	21.59	22.68	23.58	23.58	23.58			3397	4,087
ANIMAL CONTROL OFF I	AC5	41	D4	22.32	23.44	24.58	25.84	26.88	26.88	26.88			3869	4,659
ANIMAL CONTROL OFF II	AC7	41	D6	25.96	27.26	28.62	30.03	31.24	31.24	31.24			4500	5,415
ANIMAL HEALTH SPEC	AC6	41	D5	22.96	24.09	25.3	26.58	27.64	27.64	27.64			3980	4,791
ANIMAL SVCS ASST	AC1	41	D2	19.6	20.6	21.59	22.68	23.58	23.58	23.58			3397	4,087
ANIMAL SVCS CLK DISP	AD3	41	FC	22.3	23.24	24.19	25.2	26.21	26.21	26.21			3865	4,543
ANIMAL SVCS COORD	AC4	41	DO	25.27	26.29	27.34	28.46	29.6	29.6	29.6			4380	5,131
ANIMAL SVCS FIELD MGR	AC9	11	D8	35.35	37.06	38.89	40.85	42.9	42.9	42.9			6127	7,436
ANIMAL SVCS SHELTR MGR	AC8	11	D8	35.35	37.06	38.89	40.85	42.9	42.9	42.9			6127	7,436
APPRAISER I	DA5	41	BU	27.14	28.27	29.35	30.57	31.77	33.09	34.41			4704	5,964
APPRAISER II	DA7	41	BW	31.62	32.86	34.2	35.55	36.97	38.45	39.99			5481	6,931
APPRAISER/AUDITR AIDE	DA2	41	EQ	25.35	26.33	27.38	28.5	29.64	30.79	32.03			4394	5,552
AQUATICS AIDE	GK8	9C	TC	12	12	12	12	12	12	12			2080	2,080
AQUATICS COORDINATOR	GK5	41	Y4	28.07	29.18	30.35	31.55	32.84	34.12	35.49			4865	6,151
AQUATICS PROG SPEC	GK4	41	34	22.25	23.1	24.03	25	26.02	27.07	28.15			3857	4,879
AQUATICS SUPERVISOR	GK7	41	52	30.77	32	33.28	34.61	35.99	37.45	38.95			5333	6,751
ASSESSMENT CLERK	BL3	41	MA	22.14	23.05	23.96	24.89	25.87	26.93	28.01			3838	4,855
ASSESSMENT TECHNICIAN	BL5	41	IV	23.75	24.72	25.72	26.7	27.78	28.92	30.09			4117	5,216
ASSESSOR-RECORDER	DB9	2	4C	110.85	110.85	110.85	110.85	110.85	110.85	110.85			19214	19,214
ASSOC ADMIN ANALYST	UR5	8	UH	38.52	40.44	42.52	44.59	46.81	49.17	51.62			6677	8,947
ASSOC CIVIL ENGINEER	ED7	41	NH	42.04	43.77	45.5	47.32	49.22	51.17	53.21			7287	9,223
ASSOC HUM SVCS ANALYST	XA5	11	PM	36.03	37.82	39.68	41.6	43.67	45.84	48.14			6245	8,344
ASSOC PERSONNEL ANLST	VE6	8	UF	35.6	37.39	39.22	41.19	43.29	45.46	47.73			6171	8,273
ASST ADMIN ANALYST(MT)	UR3	5	UD	33.25	34.88	36.61	38.47	40.37	42.38	44.5			5763	7,713
ASST CHF FISCL SVC-HSA	UD5	11	T9	46.77	49.06	51.46	53.99	56.39	59.52	62.5			8107	10,833
ASST CHF PROBATION OFF	SX7	0G	UZ	56.38	59.12	62.13	65.22	68.5	71.9	75.5			9772	13,086
ASST COUNTY ADMIN OFF	UT7	6	2A	93.26	97.92	102.81	107.96	113.36	119.03	124.97			16165	21,661
ASST DEPTL ADMIN ANLST	US1	14	M8	30.65	32.14	33.69	35.33	37.06	38.92	40.86			5313	7,082
ASST DIR - HSA or HSD	SP8	6	YG	73.77	77.47	81.36	85.42	89.7	94.17	98.88			12787	17,139
ASST DIR LABORATORY SV	NE6	11	AG	39.83	41.81	43.91	46.1	48.42	50.84	53.38			6904	9,252
ASST DIR OF INFO SVCS	UP8	6	5D	64.87	68.1	71.51	75.09	78.81	82.8	86.93			11244	15,068
ASST DIR OF NURSING	PD8	11	ML	52.4	54.98	57.72	60.48	63.47	66.64	69.96			9082	12,126
ASST DIR OF PUBLIC WKS	EE5	6	4D	64.06	67.26	70.61	74.12	77.83	81.74	85.83			11104	14,877
ASST DIV DIR - HSD	SP3	11	JR	50.85	53.38	55.97	58.71	61.59	64.66	67.89			8814	11,767

COUNTY OF SANTA CRUZ
MONTHLY AND HOURLY PAY RANGES
AS OF SEPTEMBER 4, 2019

Job Description	Class	Benefit Status	Range	Step 1	Step 2	Step 3	Step 4	Step 5	Step 6	Step 7	Step 8	Step 9	Monthly Pay First Step	Monthly Pay Last Step
ASST DIV DIR - HSD (B)	SP3	11	45	53.39	56.05	58.78	61.64	64.68	67.89	71.29			9254	12,357
ASST FAIR HEARING OFFR	SF1	41	NZ	31.5	32.77	34.06	35.44	36.85	38.33	39.86			5460	6,909
ASST HUMAN SVC ANALYST	XA3	11	M8	30.65	32.14	33.69	35.33	37.06	38.92	40.86			5313	7,082
ASST IN CIVIL ENGRG	ED5	41	YO			38.85	40.4	42.01	43.7	45.45			6734	7,878
ASST PERS ANALYST(MT)	VE4	5	UC	30.71	32.21	33.84	35.54	37.27	39.16	41.12			5323	7,127
ASST PLANNING DIRECTOR	GC8	6	YJ	64.35	67.57	70.96	74.5	78.2	82.16	86.27			11154	14,953
ASST PROB DIV DIR	SW7	12	N7	41.57	43.66	45.72	48.02	50.4	52.87	55.51			7205	9,622
ASST PUB WKS SUPT	MV5	11	DC	41.6	43.61	45.72	47.99	50.37	52.9	55.56			7211	9,630
ASST REAL PROPERTY AGT	DE3	41	HG	33.2	34.49	35.87	37.3	38.81	40.34	41.95			5755	7,271
ASST RECORDER	DB7	11	N3	43.8	45.93	48.23	50.59	53.1	55.76	58.54			7592	10,147
ASST VECTOR CONTR MGR	TC8	11	MS	47.5	49.83	52.28	54.83	57.59	60.46	63.48			8233	11,003
ATTY I - CO COUNSEL	JD1	9	17			41.12	43.18	45.35	47.64	50.03			7127	8,672
ATTY I - DA	JD2	61	17			41.12	43.18	45.35	47.64	50.03			7127	8,672
ATTY II - CO COUNSEL	JD3	9	18			51.93	54.53	57.27	60.11	63.11			9001	10,939
ATTY II - DA	JD4	61	18			51.93	54.53	57.27	60.11	63.11			9001	10,939
ATTY III - CO COUNSEL	JD5	9	19			61.68	64.72	68	71.37	74.94			10691	12,989
ATTY III - DA	JD6	61	19			61.68	64.72	68	71.37	74.94			10691	12,989
ATTY III - DA(C)	JD6	61	UW			67.85	71.2	74.79	78.49	82.41			11760	14,284
ATTY IV - CO COUNSEL	JD7	9	20			71.99	75.59	79.39	83.35	87.51			12478	15,168
ATTY IV - DA	JD8	61	20			71.99	75.59	79.39	83.35	87.51			12478	15,168
ATTY IV - DA(C)	JD8	61	UV			79.19	83.15	87.33	91.68	96.26			13726	16,685
AUD-CONT-TREAS-TAX COL	UH9	2	8K	113.8	113.8	113.8	113.8	113.8	113.8	113.8			19725	19,725
AUDIT/SYSTEMS MGR	UF8	11	AB	53.96	56.59	59.35	62.34	65.47	68.7	72.14			9353	12,504
AUDITOR - APPRAISER I	UG5	41	BK	27.5	28.59	29.75	30.94	32.13	33.43	34.77			4767	6,027
AUDITOR - APPRAISER II	UG7	41	HW	33.24	34.52	35.91	37.37	38.85	40.39	42			5761	7,280
AUDITOR -APPRAISER III	UG8	41	BO	34.94	36.35	37.75	39.29	40.86	42.48	44.17			6056	7,656
AUDITOR I	UF2	41	G5	31.78	31.78	31.78	33.03	34.38	35.73	37.15			5508	6,439
AUDITOR II	UF3	41	G6	34.82	34.82	34.82	36.21	37.66	39.16	40.72			6035	7,058
AUDITOR III	UF4	41	G7	38.25	38.25	38.25	39.75	41.36	43.01	44.73			6630	7,753
AUDITOR IV	UF6	41	VH	46.05	46.05	46.05	47.92	49.8	51.81	53.88			7982	9,339
AUTO SVCS ATTENDANT	MM1	41	RG	19.32	20.07	20.91	21.72	22.59	23.48	24.41			3349	4,231
AUTOMOTIVE MECHANIC	MM4	41	DN	28.24	29.42	30.64	31.91	33.26	34.63	36.01			4895	6,242
BEHAV HLTH PROGRAM MGR	NL6	11	RA	46.43	48.67	51.07	53.56	56.2	59.04	61.98			8048	10,743
BENEFITS REP	SC6	41	J3	27.77	28.89	30.02	31.21	32.46	33.77	35.12			4813	6,087
BENEFITS REP SUPV	SE5	41	7	30.72	31.94	33.18	34.49	35.8	37.2	38.69			5325	6,706
BENEFITS REP TRAINEE	SC3	41	KY	22.38	23.27	24.17	25.13	26.17	27.23	28.32			3879	4,909
BLDG CONSTR PROJ MGR	ED9	11	DW	41.63	43.73	45.89	48.11	50.49	53.01	55.66			7216	9,648
BLDG COUNTER SUPVR	TP6	41	IK	37.9	39.4	40.94	42.61	44.34	46.06	47.9			6569	8,303
BLDG EQUIP MECHANIC	MH3	41	R5	31.65	32.96	34.34	35.88	37.39	39	40.57			5486	7,032
BLDG EQUIP SUPVR	MH8	41	LI	40.43	42.04	43.7	45.44	47.24	49.14	51.1			7008	8,857
BLDG INSPECTOR I	TR4	41	BP	33.93	35.26	36.69	38.16	39.66	41.26	42.92			5881	7,439
BLDG INSPECTOR II	TR6	41	JI	37.25	38.73	40.25	41.89	43.58	45.32	47.13			6457	8,169
BLDG MAINT SUPT	MH9	11	MF	46.55	48.79	51.17	53.68	56.41	59.19	62.14			8069	10,771
BLDG MAINT SUPVR	MH7	41	H9	37.38	38.89	40.41	42.01	43.69	45.44	47.25			6479	8,190
BLDG MAINT WORKER I	MG4	41	JK	25.03	26.06	27.05	28.14	29.25	30.4	31.62			4338	5,481
BLDG MAINT WORKER II	MG6	41	R8	27.48	28.6	29.67	30.89	32.09	33.36	34.7			4763	6,015
BLDG MAINT WORKER III	MG8	41	IF	29.44	30.56	31.79	33.03	34.34	35.72	37.14			5103	6,437
BLDG PERMIT TECH I	TP2	41	8D	25.32	26.3	27.37	28.47	29.6	30.77	32.01			4389	5,548
BLDG PERMIT TECH II	TP3	41	86	28.02	29.16	30.31	31.5	32.79	34.09	35.46			4857	6,146
BLDG PLANS CHECKER	TP7	41	HY	37.9	39.4	40.94	42.61	44.34	46.06	47.9			6569	8,303
BOARD CLERK	BX5	41	8E	26.25	27.34	28.42	29.55	30.75	31.98	33.25			4550	5,763
BUS ANALYTICS MGR-HSD	AN6	11	1G	46.52	48.97	51.55	54.26	57.12	60.13	63.29			8063	10,970
BUYER	VC3	41	VP	30.19	31.44	32.8	34.18	35.72	37.38	38.88			5233	6,739
CAL CHILD SVCS SPEC I	SG3	41	8C	23.95	24.93	25.91	26.94	28.03	29.13	30.29			4151	5,250

COUNTY OF SANTA CRUZ
MONTHLY AND HOURLY PAY RANGES
AS OF SEPTEMBER 4, 2019

Job Description	Class	Benefit Status	Range	Step 1	Step 2	Step 3	Step 4	Step 5	Step 6	Step 7	Step 8	Step 9	Monthly Pay First Step	Monthly Pay Last Step
CAL CHILD SVCS SPEC II	SG5	41	J2	27.26	28.35	29.47	30.62	31.86	33.15	34.47			4725	5,975
CANNABIS LICENSING MGR	WD8	8	8X	48.42	50.86	53.33	55.94	58.69	61.63	64.72			8393	11,218
CAPITAL IMPR PROG MGR	US7	11	D7	48.71	51.17	53.66	56.29	59.08	62.03	65.13			8443	11,289
CASE DATA CLERK	BN3	41	M6	22.02	22.69	23.49	24.45	25.4	26.48	27.54			3817	4,774
CASHIER-DISPOSAL SITE	BS9	43	K3	24.51	25.34	26.16	27.34	28.5	29.74	30.93			4248	5,361
CCS - PHYSICAL THERAPI	PP5	41	F5	44.36	44.36	44.36	44.36	46.1	47.97	49.9			7689	8,649
CCS - SUPVG THERAPIST	PP7	11	A4	44.63	46.79	49.09	51.48	54.04	56.77	59.61			7736	10,332
CCS- OCCUPATIONAL THER	PP6	41	F5	44.36	44.36	44.36	44.36	46.1	47.97	49.9			7689	8,649
CENTRAL COLLECTNS SUPV	BY8	11	EY	36.23	37.99	39.86	41.8	43.86	46.07	48.38			6280	8,386
CHAIRPERSON BD OF SUPV	AA1	1	0	62.52									10837	10,837
CHF ASST CO COUNSEL	JF8	6	YD	78.42	82.34	86.49	90.76	95.31	100.12	105.12			13593	18,220
CHF AUDITOR APPRAISER	UG9	11	T2	44.28	46.46	48.74	51.12	53.6	56.27	59.1			7675	10,244
CHF BUILDING INSPECTOR	TP9	11	D9	48.54	50.99	53.46	56.08	58.84	61.78	64.88			8413	11,246
CHF CORRECTNS MED SVCS	PE8	8	9C	56.01	58.78	61.73	64.81	68.06	71.49	75.06			9708	13,010
CHF D A INSPECTOR++	RH8	0C	YN	64.04	67.24	70.59	74.12	77.82	81.72	85.81			11100	14,873
CHF DEP ASSESSOR-ADMIN	DB5	11	W4	48.74	51.1	53.62	56.23	59.03	62	65.1			8448	11,284
CHF DEP ASSESSOR-VALU	DB4	11	W4	48.74	51.1	53.62	56.23	59.03	62	65.1			8448	11,284
CHF DEP AUD-CONTROLLER	UE7	8	8H	71.34	74.89	78.66	82.58	86.72	91.07	95.62			12365	16,574
CHF DEP CLK-BD OF SUPV	BX8	11	M1	44.03	46.12	48.37	50.7	53.18	55.85	58.65			7632	10,166
CHF DEP DIST ATTY	JH7	6	YD	78.42	82.34	86.49	90.76	95.31	100.12	105.12			13593	18,220
CHF DEPTY DA-ADMIN	UX3	6	9A	53.87	56.52	59.36	62.34	65.44	68.74	72.17			9337	12,509
CHF OF ASSESSMENT STDS	DB3	11	MG	42.33	44.36	46.56	48.85	51.21	53.76	56.46			7337	9,786
CHF OF CLINIC SVCS	PK9	8	43	62.17	65.24	68.52	71.94	75.55	79.36	83.32			10776	14,442
CHF OF FISCAL SERVICES	UD9	11	MH	52.92	55.57	58.27	61.18	64.2	67.43	70.8			9173	12,272
CHF OF PUBLIC HEALTH	PJ9	8	9D	66.2	69.5	72.96	76.64	80.46	84.51	88.73			11474	15,380
CHF OF STAFF - BOS	UY4	0E	UO	40.45	42.46	44.63	46.83	49.17	51.63	54.21			7011	9,396
CHF PHARMACIST	NJ8	11	NW	70.14	73.66	77.34	81.06	85.08	89.32	93.78			12157	16,255
CHF PROBATION OFFICER	SX9	0F	YB	75.94	79.73	83.74	87.93	92.31	96.91	101.75			13163	17,636
CHF RAD TECHNOLOGIST	NG4	41	BG	41.07	42.73	44.43	46.23	48.09	50.02	52.02			7119	9,017
CHF REAL PROPERTY AGT	DE7	11	P4	52.08	54.65	57.31	60.2	63.15	66.29	69.6			9027	12,064
CHF WELFARE FRAUD INV	RH4	11	W1	45.14	47.32	49.67	52.1	54.64	57.35	60.23			7824	10,440
CHIEF OF PSYCHIATRY	PR7	8	GF	111.64	111.64	111.64	111.64	117.18	123.04	129.2			19351	22,394
CHILD SUPP ATTY III(B)	JE6	61	UR			64.75	67.97	71.39	74.93	78.69			11223	13,639
CHILD SUPP ATTY IV(B)	JE7	61	UT			75.59	79.38	83.36	87.5	91.88			13102	15,926
CHILD SUPPORT ATTY I	JE4	61	17			41.12	43.18	45.35	47.64	50.03			7127	8,672
CHILD SUPPORT ATTY II	JE5	61	18			51.93	54.53	57.27	60.11	63.11			9001	10,939
CHILD SUPPORT ATTY III	JE6	61	19			61.68	64.72	68	71.37	74.94			10691	12,989
CHILD SUPPORT ATTY IV	JE7	61	20			71.99	75.59	79.39	83.35	87.51			12478	15,168
CHILD SUPPORT INV I	RI1	41	KP	31.53	32.77	34.05	35.42	36.85	38.32	39.85			5465	6,907
CHILD SUPPORT INV II	RI2	41	VF	40.43	40.43	40.43	40.43	42.01	43.71	45.46			7008	7,880
CHILD SUPPORT MANAGER	US6	11	MI	45.98	48.21	50.55	53.04	55.68	58.47	61.39			7970	10,641
CHILD SUPPORT SPEC I	BY1	41	KI	23.69	24.67	25.62	26.63	27.73	28.81	29.96			4106	5,193
CHILD SUPPORT SPEC II	BY2	41	KZ	27.4	28.49	29.61	30.78	32.03	33.3	34.64			4749	6,004
CHILD SUPPORT SPEC III	BY3	41	XO	30.13	31.31	32.56	33.85	35.23	36.63	38.1			5222	6,604
CIVIL ENGINEER	EE1	41	NM	46.34	48.21	50.12	52.14	54.24	56.39	58.65			8032	10,166
CIVIL PROCESS SUPVR	RD9	11	LK	38.38	40.31	42.26	44.31	46.49	48.83	51.27			6652	8,887
CLERICAL SUPVR I	BD3	41	VO	28.07	29.22	30.4	31.61	32.9	34.17	35.54			4865	6,160
CLERICAL SUPVR II	BD6	41	JY	30.1	31.27	32.56	33.85	35.22	36.6	38.06			5217	6,597
CLERK I	BA4	41	D1	18.66	19.21	19.77	20.57	21.36	22.25	23.14			3234	4,011
CLERK II	BA6	41	28	20.2	21.01	21.82	22.69	23.6	24.54	25.52			3501	4,423
CLERK III	BA8	41	FB	21.78	22.65	23.54	24.48	25.44	26.47	27.53			3775	4,772
CLERK III SUPERVISORY	BA7	41	JF	22.52	23.46	24.37	25.34	26.38	27.42	28.52			3903	4,943
CLINIC NURSE I	PG3	41	WW	38.5	38.5	38.5	40.08	41.69	43.33	45.07			6673	7,812
CLINIC NURSE II	PG5	41	WA	41.96	41.96	41.96	43.66	45.41	47.2	49.09			7273	8,509

COUNTY OF SANTA CRUZ
MONTHLY AND HOURLY PAY RANGES
AS OF SEPTEMBER 4, 2019

Job Description	Class	Benefit Status	Range	Step 1	Step 2	Step 3	Step 4	Step 5	Step 6	Step 7	Step 8	Step 9	Monthly Pay First Step	Monthly Pay Last Step
CLINIC NURSE III	PG7	41	VK	46.43	46.43	46.43	48.28	50.19	52.21	54.29			8048	9,410
CLINIC PHYSICIAN-HSA	PT3	85	G9	91.23	91.23	91.23	91.23	91.23	94.86	98.65			15813	17,099
CLINICAL LAB SCIENTIST	NC7	41	GH	42.73	44.45	46.2	48.07	50	51.98	54.06			7406	9,370
CLINICAL PSYCHOLOGIST	SY3	41	ZD	45.41	47.24	49.11	51.07	53.13	55.24	57.45			7871	9,958
CODE COMPL INVEST I	GL3	41	DQ	27.34	28.41	29.58	30.74	31.98	33.28	34.62			4739	6,001
CODE COMPL INVEST II	GL5	41	IL	32.21	33.51	34.86	36.23	37.67	39.17	40.73			5583	7,060
CODE COMPL INVEST III	GL7	41	CZ	35.49	36.94	38.39	39.94	41.52	43.17	44.89			6151	7,781
CODE COMPL INVEST IV	GL8	41	TJ	38.99	40.55	42.17	43.85	45.58	47.42	49.32			6758	8,549
COLLECTION OFFICER	BY6	41	CF	25.81	26.9	27.93	29.05	30.21	31.42	32.67			4474	5,663
COMM INSTALLER	MY1	41	RO	24.81	25.82	26.83	27.91	29.03	30.17	31.37			4300	5,437
COMM MENTAL HLTH AIDE	NM3	41	K7	23.95	24.91	25.76	26.77	27.78	29	30.16			4151	5,228
COMM TECHNICIAN I	MY3	41	JZ	27.25	28.33	29.48	30.64	31.86	33.13	34.45			4723	5,971
COMM TECHNICIAN II	MY5	41	GI	33.17	34.5	35.87	37.31	38.8	40.34	41.95			5749	7,271
COMMISSIONS COORD.	UY6	11	RN	29.63	31.05	32.59	34.16	35.85	37.62	39.51			5136	6,848
COMMUNICATIONS MANAGER	UP4	11	GQ	49.08	51.54	54.1	56.83	59.67	62.66	65.8			8507	11,405
COMMUNITY HLTH WKR I	NW3	41	3	22.38	23	23.75	24.7	25.73	26.68	27.75			3879	4,810
COMMUNITY HLTH WKR II	NW5	41	K7	23.95	24.91	25.76	26.77	27.78	29	30.16			4151	5,228
COOK	FG5	41	IY	21.95	22.8	23.69	24.62	25.64	26.64	27.71			3805	4,803
COOK'S ASSISTANT	FG3	41	R1	18.79	19.53	20.32	21.15	21.99	22.85	23.77			3257	4,120
CORONER FORENSIC TECH	RE2	41	VX	36.71	38.17	39.69	41.3	42.95	44.69	46.47			6363	8,055
CORRECTIONS MED DIR	PE7	11	DV	98.53	98.53	98.53	98.53	103.48	108.64	114.08			17078	19,773
CORRECTIONS SERGEANT	RC9	51	L5	39.32	41.21	43.27	45.44	47.71	50.1	52.61			6815	9,119
COUNTY ADMIN OFFICER	UT9	4	1A	109.57	115.06	120.78	126.86	133.19	139.87	146.87			18992	25,457
COUNTY BUDGET MANAGER	UT8	8	YR	80.86	84.91	89.17	93.62	98.29	103.21	108.37			14015	18,784
COUNTY CLERK	BR9	2	3D	82.55	82.55	82.55	82.55	82.55	82.55	82.55			14308	14,308
COUNTY COUNSEL	JF9	4	3C	98.76	103.71	108.9	114.33	120.02	126.03	132.33			17118	22,937
COUNTY SAFETY OFFICER	EF8	11	UI	41.34	43.43	45.62	47.89	50.29	52.8	55.44			7165	9,609
COUNTY SUPERVISOR	AA4	1	0	61.95									10738	10,738
COUNTY SVRS ANALYST	UY3	0E	UH	38.52	40.44	42.52	44.59	46.81	49.17	51.62			6677	8,947
COUNTY SVRS ANALYST(B)	UY3	95	UH	38.52	40.44	42.52	44.59	46.81	49.17	51.62			6677	8,947
CRIMINALIST I	BM1	41	ZQ	36.48	37.93	39.46	41.02	42.65	44.37	46.15			6323	7,999
CRIMINALIST II	BM2	41	Q9	43.93	45.68	47.51	49.41	51.4	53.44	55.58			7614	9,634
CULTURAL AFFAIRS SPEC	GS5	41	52	30.77	32	33.28	34.61	35.99	37.45	38.95			5333	6,751
CUSTODIAN	FD2	41	RI	19.42	20.2	20.99	21.81	22.69	23.61	24.56			3366	4,257
CUSTODIAN LEADWORKER	FD4	41	R2	20.45	21.28	22.12	23.05	23.96	25.05	26.06			3545	4,517
DA INSPECTOR I++	RH5	81	JU	39.88	41.86	43.93	46.14	48.5	50.9	53.45			6912	9,264
DA INSPECTOR II	RH7	81	LS	48.74	51.18	53.74	56.41	59.23	62.19	65.3			8448	11,318
DA INSPECTOR III	RH9	81	XV	53.03	55.69	58.46	61.38	64.46	67.68	71.06			9192	12,317
DEP AG COMM/SEALER	TG8	11	N9	43.74	45.84	48.11	50.44	52.9	55.56	58.34			7581	10,112
DEP DIR MH SUB ABUSE	PS8	11	XX	55.94	58.75	61.71	64.78	68.04	71.42	74.99			9696	12,998
DEP PROBATION OFF I	SU4	82	KQ	32.57	33.93	35.25	36.7	38.09	39.62	41.26			5645	7,152
DEP PROBATION OFF II	SU6	82	BQ	35.99	37.46	38.94	40.54	42.08	43.82	45.57			6238	7,899
DEP PROBATION OFF III	SU8	82	E4	40.69	42.27	43.85	45.53	47.27	49.1	51.05			7053	8,849
DEP PUBLIC ADMINISTR	DH7	11	MK	34.94	36.65	38.42	40.32	42.28	44.38	46.6			6056	8,077
DEP SHERIFF ++	RE5	32	L2		40.12	42.01	44.16	46.36	48.67	51.1	53.65	56.33	6954	9,764
DEP SHERIFF TRNEE	RE3	34	B8	35.66	40.12	42.01	44.16	46.36	48.67	51.1	53.65	56.33	6181	9,764
DEPTL ADMIN ANALYST	US3	11	PM	36.03	37.82	39.68	41.6	43.67	45.84	48.14			6245	8,344
DEPTL FISCAL OFFICER	UD6	11	T9	46.77	49.06	51.46	53.99	56.39	59.52	62.5			8107	10,833
DEPTY DIR-GEN SVCS	TS7	6	YH	65.06	68.36	71.72	75.3	79.1	83.08	87.23			11277	15,120
DEPTY DIR-PERSONNEL	VG7	6	AC	63.47	66.58	69.91	73.44	77.1	80.96	85.01			11001	14,735
DEPUTY CAO	UT5	8	YR	80.86	84.91	89.17	93.62	98.29	103.21	108.37			14015	18,784
DEPUTY PUBLIC GUARDIAN	DG4	41	H4	34.84	36.24	37.68	39.2	40.76	42.43	44.12			6039	7,647
DETENTION LVN	PD4	41	JQ	30.14	31.36	32.6	33.9	35.27	36.66	38.13			5224	6,609
DETENTION NURSE SPEC I	PD5	41	CY	46.51	46.51	46.51	46.51	46.51	48.4	50.33			8062	8,724

COUNTY OF SANTA CRUZ
MONTHLY AND HOURLY PAY RANGES
AS OF SEPTEMBER 4, 2019

Job Description	Class	Benefit Status	Range	Step 1	Step 2	Step 3	Step 4	Step 5	Step 6	Step 7	Step 8	Step 9	Monthly Pay First Step	Monthly Pay Last Step
DETENTION NURSE SPECII	PD6	41	CO	46.75	48.61	50.56	52.59	54.69	56.87	59.14			8103	10,251
DIR MENTAL HLTH SVCS	PR8	8	YC	73.4	77.06	80.9	84.94	89.2	93.65	98.33			12722	17,044
DIR OF ADMIN SERVICES	UV7	8	YS	67.78	71.13	74.68	78.44	82.37	86.46	90.8			11748	15,738
DIR OF CAP PROJECTS	US9	8	4D	64.06	67.26	70.61	74.12	77.83	81.74	85.83			11104	14,877
DIR OF CHILD SUP SVCS	US8	4	YQ	72.89	76.53	80.38	84.37	88.59	93.01	97.66			12634	16,927
DIR OF ENVIRON HEALTH	TK9	8	YM	55.22	57.98	60.88	63.93	67.12	70.47	74			9571	12,826
DIR OF GENERAL SVCS	VB9	4	YE	73.54	77.23	81.07	85.14	89.38	93.84	98.54			12747	17,080
DIR OF INFO SERVICES	UP9	4	5C	78.74	82.69	86.82	91.17	95.71	100.53	105.56			13648	18,297
DIR OF LABORATORY SVCS	NE9	11	AF	49.3	51.68	54.24	56.91	59.66	62.65	65.79			8545	11,403
DIR OF POSCS	GV9	4	YF	72.11	75.75	79.54	83.49	87.73	92.07	96.67			12499	16,756
DIR OF PUBLIC WORKS	EE9	4	4A	81.28	85.32	89.6	94.06	98.77	103.67	108.85			14088	18,867
DIRECTOR OF NURSING	PD9	11	MN	59.12	61.79	64.79	67.96	71.3	74.84	78.59			10247	13,622
DISPOSAL SITE MAIN WKR	MW6	43	WF	28.87	29.99	31.21	32.43	33.72	35.05	36.45			5004	6,318
DIST ATTORNEY	JH9	2	3B	132.33	132.33	132.33	132.33	132.33	132.33	132.33			22937	22,937
DIV DIR - HSD	SP5	8	0A	56.93	59.74	62.72	65.87	69.18	72.63	76.27			9868	13,220
DIV DIR - SOCIAL SVCS	SP6	8	9E	61.67	64.75	67.99	71.38	74.95	78.74	82.67			10689	14,329
DIV DIR CHLD WELF SVCS	SP7	8	9F	64.64	67.86	71.25	74.81	78.54	82.5	86.63			11204	15,016
DIV DIR ENVIRON HEALTH	TK8	11	B5	51.4	53.92	56.57	59.42	62.32	65.41	68.68			8909	11,904
DIV MGR - GENERAL SVCS	MV3	11	DI	40.11	42.09	44.12	46.3	48.56	51.01	53.56			6952	9,284
DIVISION SECRETARY	BJ4	41	Y5	24.97	26	27.02	28.06	29.21	30.38	31.6			4328	5,477
DUPL EQUIP OPR I	CR1	41	DJ	18.83	19.38	19.91	20.72	21.51	22.42	23.31			3264	4,040
DUPL EQUIP OPR II	CR3	41	29	20.35	21.17	21.99	22.87	23.75	24.72	25.71			3527	4,456
DUPL EQUIP OPR III	CR7	41	IZ	22.78	23.69	24.62	25.57	26.62	27.67	28.78			3948	4,988
ECONOMIC DEV COORD	SH7	11	XZ	48.54	50.99	53.46	56.08	58.84	61.78	64.88			8413	11,246
ECONOMIC DEV MGR	WA8	11	XY	56.15	58.93	61.88	64.97	68.23	71.67	75.25			9732	13,043
ELECTION WKR-CENTRAL	BA2	9C	KB	18.15	18.15	18.15	18.15	18.15	18.15	18.15			3146	3,146
ELECTION WKR-MISC	BA1	9C	KB	18.15	18.15	18.15	18.15	18.15	18.15	18.15			3146	3,146
ELECTR INSTR SUPVR	MS8	43	MX	38.59	40.1	41.73	43.38	45.1	46.91	48.79			6689	8,457
ELECTR INSTR TECH I	MS3	43	HO	30.47	31.65	32.94	34.24	35.62	37.03	38.51			5281	6,675
ELECTR INSTR TECH II	MS5	43	GL	34.94	36.36	37.82	39.3	40.89	42.51	44.2			6056	7,661
EMERGENCY SERVICES ADM	UU9	8	XU	52.55	55.19	57.97	60.85	63.91	67.06	70.41			9108	12,204
EMERGENCY SERVICES MGR	UV8	11	XR	44	46.22	48.54	50.97	53.51	56.19	59.01			7627	10,228
EMPLOY TRAIN SPEC I	SF5	41	KC	26.52	27.55	28.64	29.75	31	32.21	33.5			4597	5,807
EMPLOY TRAIN SPEC II	SH1	41	IH	30.05	31.25	32.48	33.8	35.14	36.56	38.02			5209	6,590
EMPLOY TRAIN SUPVR	SG8	11	XF	36.9	38.73	40.61	42.62	44.67	46.9	49.24			6396	8,535
EMPLOYEE REL PROG MGR	VG8	8	YP	54.67	57.43	60.3	63.32	66.49	69.8	73.28			9476	12,702
ENGINEERING ASSOCIATE	EC9	41	MO	36.7	38.11	39.65	41.24	42.91	44.58	46.37			6361	8,037
ENGINEERING TECH I	EC2	41	DY	27.67	28.76	29.92	31.11	32.37	33.65	35			4796	6,067
ENGINEERING TECH II	EC4	41	IB	29.3	30.51	31.7	32.97	34.32	35.69	37.11			5079	6,432
ENGINEERING TECH III	EC5	41	HZ	32.15	33.43	34.79	36.18	37.63	39.11	40.67			5573	7,049
ENGRG AIDE I	EB3	41	I1	21.78	22.66	23.54	24.49	25.47	26.5	27.56			3775	4,777
ENGRG AIDE II	EB5	41	WG	25.25	26.26	27.3	28.37	29.52	30.7	31.93			4377	5,534
ENV. HLTH-PROG MGR I	TK4	11	A1	42.7	44.78	46.98	49.27	51.74	54.32	57.02			7401	9,883
ENV. HLTH-PROG MGR II	TK5	11	B2	45.71	47.92	50.3	52.76	55.42	58.2	61.11			7923	10,592
ENVIRON HEALTH AIDE	TJ1	41	KG	21.82	22.41	23.16	24.11	25.14	26.2	27.25			3782	4,723
ENVIRON HLTH SPEC I	TJ7	41	XK	32.43	33.6	35.34	36.97	38.68	40.63	42.25			5621	7,323
ENVIRON HLTH SPEC II	TJ8	41	H8	35.26	36.63	38.52	40.29	42.13	44.29	46.05			6112	7,982
ENVIRON HLTH SPEC TRNE	TJ5	41	KK	29.09	30.13	31.22	32.84	34.26	35.8	37.23			5042	6,453
ENVIRON HLTH SPECIII	TJ9	41	XG	40.03	41.64	43.3	45.05	46.86	48.72	50.68			6938	8,784
ENVIRON PROG COORD	TM5	43	CV	42.72	44.46	46.2	48	49.95	51.93	54.01			7405	9,362
EPIDEMIOLOGIST	NH1	41	XB	43.06	44.74	46.57	48.43	50.33	52.35	54.45			7464	9,438
EQUAL EMPMT OP OFFICER	VA9	8	UK	47.36	49.71	52.18	54.81	57.57	60.44	63.45			8209	10,998
EXEC SECRETARY-CAO	BJ7	41	TI	31	32.24	33.51	34.85	36.27	37.67	39.18			5373	6,791
EXECUTIVE SECRETARY	BJ9	41	II	29.39	30.55	31.74	33.02	34.35	35.73	37.15			5094	6,439

COUNTY OF SANTA CRUZ
MONTHLY AND HOURLY PAY RANGES
AS OF SEPTEMBER 4, 2019

Job Description	Class	Benefit Status	Range	Step 1	Step 2	Step 3	Step 4	Step 5	Step 6	Step 7	Step 8	Step 9	Monthly Pay First Step	Monthly Pay Last Step
FACILITIES MANAGER	US4	11	MR	35.59	37.34	39.21	41.09	43.1	45.25	47.52			6169	8,237
FAIR HEARING OFFICER	SF2	11	BI	35.3	37.04	38.81	40.7	42.73	44.85	47.1			6119	8,164
FOOD SVCS MANAGER	FG9	11	LF	34.52	36.24	38	39.84	41.78	43.9	46.09			5983	7,989
FORENSIC PATHOLOGIST	PT9	8	4F	93.26	97.92	102.81	107.96	113.36	119.03	124.97			16165	21,661
FORENSIC SVCS DIRECTOR	FL8	11	QM	54.97	57.71	60.6	63.63	66.81	70.14	73.66			9528	12,767
FORENSIC SVCS SUPV	BN8	11	RY	47.04	49.38	51.86	54.45	57.17	60.03	63.03			8153	10,925
GEN MGR ANIMAL SVCS	AC0	4	9B	56.52	56.52	59.36	62.34	65.44	68.74	72.17			9797	12,509
GEO INFO SYS TECH I	CV3	41	87	24.04	25	26.03	27.04	28.16	29.23	30.4			4167	5,269
GEO INFO SYS TECH II	CV5	41	BJ	26.35	27.41	28.49	29.63	30.81	32.05	33.33			4567	5,777
GIS ANALYST I	GG1	41	71	37.05	38.52	40.07	41.68	43.34	45.08	46.87			6422	8,124
GIS ANALYST II	GG2	41	72	40.75	42.38	44.08	45.85	47.68	49.59	51.57			7063	8,939
GIS ANALYST III	GG3	41	73	47.48	49.37	51.35	53.41	55.55	57.76	60.07			8230	10,412
GIS MANAGER	CV7	11	DG	50.66	53.19	55.85	58.65	61.57	64.66	67.89			8781	11,767
GROUP SUPERVISOR I	SV3	45	KM	29.49	30.69	31.89	33.16	34.49	35.87	37.31			5112	6,467
GROUP SUPERVISOR II	SV5	45	JJ	32.48	33.8	35.13	36.55	38	39.53	41.11			5630	7,126
HEAD COOK	FG7	41	W8	24.11	25.12	26.07	27.11	28.17	29.3	30.48			4179	5,283
HEAD LIFEGUARD	GK3	9C	AZ	16.1	16.41	16.72	17.08	17.08	17.08	17.08			2791	2,960
HEALTH CENTER MGR	UW6	11	AO	45.46	47.68	50.03	52.47	55.1	57.84	60.74			7880	10,528
HEALTH EDUCATOR	NH7	41	H3	34.04	35.38	36.76	38.26	39.78	41.36	43.01			5900	7,455
HEALTH PROGRAM SPEC	NX5	41	PA	28.75	29.88	31.05	32.33	33.59	34.96	36.35			4983	6,301
HEALTH SERVICES MGR	PJ6	11	VE	44.1	46.3	48.5	50.9	53.36	56.06	58.85			7644	10,200
HEALTH SVCS AGENCY DIR	PT8	4	4E	89.32	93.79	98.48	103.37	108.58	113.97	119.66			15482	20,741
HLTH CLIENT BENEFT REP	NM6	41	J6	27.78	28.9	30.04	31.22	32.48	33.79	35.15			4815	6,093
HOMELESS SERVICES COOR	SH8	11	XZ	48.54	50.99	53.46	56.08	58.84	61.78	64.88			8413	11,246
HOUS REHAB SPECIALIST	TR7	41	JI	37.25	38.73	40.25	41.89	43.58	45.32	47.13			6457	8,169
HOUSEKEEPER	FC3	41	K6	19.78	20.29	20.99	21.85	22.82	23.83	24.78			3428	4,295
HOUSING COORDINATOR	GC7	11	TG	48.54	50.99	53.46	56.08	58.84	61.78	64.88			8413	11,246
HOUSING PROGRAM MGR	HM8	11	1D	53.35	56.03	58.83	61.76	64.85	68.1	71.51			9247	12,395
HOUSING SPECIALIST I	GE1	41	Z1	29.58	30.75	32.04	33.28	34.64	36	37.44			5127	6,489
HOUSING SPECIALIST II	GE2	41	Z2	34.83	36.24	37.69	39.21	40.75	42.39	44.09			6037	7,642
HOUSING SPECIALIST III	GE3	41	Z3	38.39	39.94	41.56	43.21	44.92	46.73	48.6			6654	8,424
HUM SVCS DATA APP SPEC	JJ1	41	74	29.64	30.83	32.06	33.34	34.68	36.08	37.51			5138	6,502
HUM SVCS DATA APP SUPV	JJ6	41	75	34.09	35.45	36.88	38.35	39.89	41.47	43.12			5909	7,474
HUMAN SVC DATA APP MGR	UU6	11	PT	41.45	43.53	45.7	47.99	50.39	52.9	55.56			7185	9,630
HUMAN SVCS DEPT DIR	SP9	4	4E	89.32	93.79	98.48	103.37	108.58	113.97	119.66			15482	20,741
HVY EQUIP MECHANIC I	MN3	44	Y1	27.77	28.84	30.02	31.17	32.42	33.71	35.06			4813	6,077
HVY EQUIP MECHANIC II	MN7	44	FG	32.19	33.45	34.8	36.17	37.61	39.06	40.62			5579	7,041
HVY EQUIP OPR-DISPOSAL	MW7	43	TQ	32.1	33.37	34.68	36.05	37.48	38.95	40.51			5564	7,022
HVY EQUIP SVC WORKER	MK3	44	FO	25.37	26.39	27.45	28.49	29.64	30.81	32.05			4397	5,555
HYDROLOGIST	GB2	41	VI	46.76	48.68	50.57	52.62	54.71	56.89	59.16			8105	10,254
IHSS QUAL. ASSUR. SPEC	SM6	41	SL	31.34	32.57	33.87	35.25	36.64	38.73	40.28			5432	6,982
IMAGING TECHNICIAN	CC2	41	Y6	23.45	24.36	25.33	26.35	27.4	28.48	29.62			4065	5,134
INFO SVCS DIVSIN MGR	UP7	11	JW	57.54	60.39	63.34	66.47	69.76	73.21	76.88			9973	13,326
INMATE PROGRAM MANAGER	US2	11	LL	39.55	41.52	43.54	45.65	47.9	50.31	52.82			6855	9,155
INSTITUTIONAL SUPV	SW2	45	E5	39.1	40.6	42.14	43.74	45.41	47.16	49.05			6777	8,502
INVESTIGATOR ASST	NV6	41	KN	25.38	26.4	27.42	28.5	29.68	30.85	32.08			4399	5,560
IT APP DEV/SUP ANL I	DD1	41	91	35.48	36.91	38.38	39.92	41.52	43.19	44.91			6150	7,784
IT APP DEV/SUP ANL II	DD2	41	92	39.03	40.6	42.22	43.91	45.66	47.49	49.39			6765	8,561
IT APP DEV/SUP ANL III	DD3	41	93	45.48	47.3	49.19	51.15	53.19	55.33	57.54			7883	9,973
IT APP DEV/SUP ANL IV	DD5	41	94	52.3	54.39	56.56	58.83	61.18	63.63	66.18			9065	11,471
IT APP DEV/SUP SUPV	DD6	41	94	52.3	54.39	56.56	58.83	61.18	63.63	66.18			9065	11,471
IT BUS SYS ANALYST	FF5	11	SS	39.62	41.58	43.67	45.85	48.15	50.56	53.09			6867	9,202
IT MANAGER I	KK7	11	2B	43.16	45.31	47.59	49.95	52.46	55.08	57.83			7481	10,024
IT MANAGER II	KK8	11	2C	52.05	54.66	57.39	60.26	63.28	66.43	69.75			9022	12,090

COUNTY OF SANTA CRUZ
MONTHLY AND HOURLY PAY RANGES
AS OF SEPTEMBER 4, 2019

Job Description	Class	Benefit Status	Range	Step 1	Step 2	Step 3	Step 4	Step 5	Step 6	Step 7	Step 8	Step 9	Monthly Pay First Step	Monthly Pay Last Step
IT MANAGER III	KK9	11	2D	57.26	60.11	63.13	66.29	69.6	73.08	76.74			9925	13,301
IT NET/COMM ANLST I	NN1	41	21	37.6	39.11	40.67	42.29	43.98	45.74	47.57			6517	8,245
IT NET/COMM ANLST II	NN2	41	22	41.36	43.01	44.73	46.51	48.38	50.32	52.33			7169	9,070
IT NET/COMM ANLST III	NN3	41	23	48.18	50.11	52.11	54.2	56.37	58.62	60.96			8351	10,566
IT NET/COMM SUPV	NN6	41	24	55.41	57.62	59.92	62.33	64.81	67.41	70.11			9604	12,152
IT SUPP SVCS ANLST I	TT1	41	Q1	31.55	32.82	34.12	35.49	36.92	38.39	39.92			5469	6,919
IT SUPP SVCS ANLST II	TT2	41	Q2	34.71	36.1	37.54	39.05	40.6	42.23	43.92			6016	7,613
IT SUPP SVCS ANLST III	TT3	41	Q3	40.43	42.06	43.74	45.49	47.31	49.2	51.17			7008	8,869
IT SUPP SVCS ANLST IV	TT5	41	Q4	46.49	48.36	50.3	52.31	54.4	56.57	58.83			8058	10,197
IT SUPP SVCS SUPV	TT6	41	Q4	46.49	48.36	50.3	52.31	54.4	56.57	58.83			8058	10,197
IT SYS ADMIN ANLST I	HH1	41	X1	38.05	39.58	41.16	42.81	44.52	46.3	48.15			6595	8,346
IT SYS ADMIN ANLST II	HH2	41	X2	41.86	43.54	45.27	47.09	48.97	50.93	52.97			7256	9,181
IT SYS ADMIN ANLST III	HH3	41	X3	48.77	50.72	52.74	54.86	57.05	59.34	61.71			8453	10,696
IT SYS ADMIN ANLST IV	HH5	41	X4	56.08	58.32	60.66	63.09	65.62	68.24	70.97			9720	12,301
IT SYS ADMIN SUPV	HH6	41	X4	56.08	58.32	60.66	63.09	65.62	68.24	70.97			9720	12,301
JR IN CIVIL ENGRG	ED3	41	NB	33.94	33.94	33.94	35.32	36.73	38.2	39.73			5883	6,886
LAB ASST/PHLEBOTOMIST	NA3	41	I2	28.03	29.16	30.29	31.49	32.79	34.08	35.45			4858	6,145
LAB TECHNICIAN	NA5	41	WQ	29.82	30.98	32.25	33.52	34.88	36.25	37.7			5169	6,535
LATENT PRINT EXAM TRNE	BN1	41	L8	36.48	37.93	39.46	41.04	42.65	44.37	46.15			6323	7,999
LATENT PRINT EXAMINER	BN2	41	L9		37.93	39.46	41.04	42.65	44.37	46.15			6574	7,999
LAW CLERK - CO COUNSEL	JC3	41	85	25.16	26.2	27.26	28.34	29.46	30.62	31.84			4361	5,519
LAW CLERK - DA	JC4	41	85	25.16	26.2	27.26	28.34	29.46	30.62	31.84			4361	5,519
LEAD HEAVY EQUIP OPR	MW3	43	EW	34.15	35.52	36.93	38.42	39.93	41.51	43.18			5919	7,484
LEGAL DOCUMENT EXAMINR	BU9	41	P3	23.47	24.09	24.96	25.99	27.03	28.12	29.24			4068	5,068
LEGAL PROCESS CLERK II	BA9	41	FE	23.5	24.4	25.41	26.44	27.49	28.61	29.75			4073	5,157
LEGAL SECRETARY I	BH2	41	C2	25.69	25.69	25.69	26.69	27.77	28.87	30.02			4453	5,203
LEGAL SECRETARY II	BH3	41	C1	28.18	28.18	28.18	29.32	30.52	31.71	32.97			4884	5,715
LIFEGUARD INSTRUCTOR+	GK2	9C	AM	12.19	12.41	12.61	12.9	12.9	12.9	12.9			2113	2,236
LIFEGUARD+	GK1	9C	AK	15.18	15.47	15.77	16.1	16.1	16.1	16.1			2631	2,791
LVN	PC3	41	SF	25.27	26.3	27.34	28.44	29.55	30.75	31.99			4380	5,545
M H COUNSELOR I	SL3	41	EB	31	32.24	33.54	34.86	36.29	37.67	39.18			5373	6,791
M H COUNSELOR II	SL5	41	DZ	34.78	36.12	37.61	39.1	40.68	42.28	43.98			6028	7,623
MAINT CUSTODIAN	FD5	41	I3	24.12	25.05	26.07	27.08	28.16	29.26	30.43			4181	5,274
MAINT ELECTRICIAN	MG9	41	TL	32.09	33.37	34.67	36.09	37.48	39	40.57			5562	7,032
MAINT ELECTRO/MECH WKR	MG3	41	TL	32.09	33.37	34.67	36.09	37.48	39	40.57			5562	7,032
MAINT PLUMBER	MG7	41	TL	32.09	33.37	34.67	36.09	37.48	39	40.57			5562	7,032
MED CARE ELIG WORKER	SC8	41	J2	27.26	28.35	29.47	30.62	31.86	33.15	34.47			4725	5,975
MED CARE PRG BENF MGR	PJ8	11	W5	43.82	45.77	48.02	50.39	52.81	55.46	58.24			7595	10,095
MED CARE PROG ELIG SUP	SE2	41	SX	30.78	31.99	33.24	34.59	35.96	37.42	38.92			5335	6,746
MED CARE PROGRAM ADMIN	UV4	11	W6	44.79	47.03	49.32	51.75	54.3	57.02	59.88			7763	10,379
MED CARE SERVICE WKR	SM7	41	L6	26.98	28.06	29.17	30.34	31.55	32.79	34.1			4676	5,911
MED DIR - HS CLINICS	PT5	11	44	106.32	106.32	106.32	106.32	111.65	117.22	123.09			18428	21,335
MED SVCS DIR-HLTH OFF	PT7	8	1B	95.4	100.19	105.17	110.46	115.96	121.78	127.87			16536	22,164
MEDICAL ASSISTANT	NW7	41	Y7	25	26.03	27.04	28.14	29.23	30.42	31.64			4333	5,484
MEDICAL BILLING TECH	CH4	41	V2	28.18	29.36	30.53	31.74	32.99	34.3	35.67			4884	6,183
MEDICAL LAB TECHNICIAN	NC6	41	GU	33.97	35.33	36.73	38.2	39.72	41.32	42.97			5888	7,448
MEDICAL SUPPLY CLERK	CL5	41	I4	20.72	21.58	22.42	23.31	24.27	25.23	26.23			3591	4,546
MH CLIENT SPECIALIST	NP5	41	SG	32.33	33.62	34.94	36.35	37.81	39.31	40.88			5604	7,086
MH FEE CLERK	SC4	41	8C	23.95	24.93	25.91	26.94	28.03	29.13	30.29			4151	5,250
MH NURSE CLINICIAN	SK6	41	MZ	40.93	42.53	44.27	46.03	47.86	49.73	51.72			7094	8,965
MH SUPVG CLIENT SPEC	SK8	41	MT	41.54	43.22	44.96	46.74	48.6	50.5	52.53			7200	9,105
MH UTILIZ REVIEW SPEC	SK7	41	MT	41.54	43.22	44.96	46.74	48.6	50.5	52.53			7200	9,105
NURSE-MIDWIFE	PJ4	41	38	51.06	53.1	55.25	57.46	59.77	62.15	64.64			8850	11,204
OCC. THERA - MEN HLTH	PP8	41	F5	44.36	44.36	44.36	44.36	46.1	47.97	49.9			7689	8,649

COUNTY OF SANTA CRUZ
MONTHLY AND HOURLY PAY RANGES
AS OF SEPTEMBER 4, 2019

Job Description	Class	Benefit Status	Range	Step 1	Step 2	Step 3	Step 4	Step 5	Step 6	Step 7	Step 8	Step 9	Monthly Pay First Step	Monthly Pay Last Step
OFFICE ASSISTANT I	BC3	41	J7	18.97	19.48	20.07	20.89	21.7	22.63	23.53			3288	4,078
OFFICE ASSISTANT II	BC5	41	J8	20.31	21.16	21.99	22.87	23.82	24.79	25.79			3520	4,470
OFFICE ASSISTANT III	BC7	41	JF	22.52	23.46	24.37	25.34	26.38	27.42	28.52			3903	4,943
OFFICE ASST III SUPV	BC8	41	1	23.7	24.69	25.66	26.67	27.75	28.84	29.99			4108	5,198
PARALEGAL	JC2	41	IQ	29.22	30.39	31.62	32.88	34.18	35.55	36.97			5065	6,408
PARK MAINT WORKER I	ME1	47	36	22.45	23.37	24.29	25.26	26.25	27.29	28.38			3891	4,919
PARK MAINT WORKER II	ME2	47	Y8	24.86	25.82	26.83	27.9	29.02	30.16	31.36			4309	5,436
PARK MAINT WORKER III	ME4	47	ES	27.06	28.12	29.22	30.39	31.6	32.85	34.16			4690	5,921
PARK PLANNER I	GW2	41	DS	29.58	30.75	32.04	33.28	34.64	36	37.44			5127	6,489
PARK PLANNER II	GW4	41	CI	34.83	36.24	37.69	39.21	40.75	42.39	44.09			6037	7,642
PARK PLANNER III	GW6	41	C8	38.39	39.94	41.56	43.21	44.92	46.73	48.6			6654	8,424
PARK PLANNER IV	GW8	41	TH	44.54	46.34	48.17	50.06	52.08	54.17	56.34			7720	9,765
PARK SVCS OFFICER	TU3	9C	G1	14.42	15	15.59	16.22	16.22	16.22	16.22			2499	2,811
PARKING ATTENDANT	BW4	41	27	18.76	19.32	19.82	20.67	21.47	22.37	23.26			3252	4,032
PARKS MAINT SUPERVISOR	MF5	47	JM	29.66	30.84	32.08	33.32	34.65	36.03	37.47			5141	6,495
PARKS SUPERINTENDENT	GV6	11	9G	42.42	44.54	46.78	49.11	51.58	54.16	56.86			7353	9,856
PARTS TECHNICIAN	MN1	41	KO	22.36	23.2	24.15	25.1	26.16	27.15	28.24			3876	4,895
PAYROLL ADMINISTRATOR	BK9	11	LB	33.1	34.77	36.5	38.34	40.25	42.27	44.37			5737	7,691
PAYROLL CLERK	BB1	41	FN	24.56	25.53	26.58	27.66	28.75	29.91	31.1			4257	5,391
PAYROLL SUPERVISOR	BK8	41	HQ	32.07	33.32	34.68	36.07	37.5	38.99	40.56			5559	7,030
PERSONNEL CLERK	BB5	41	FN	24.56	25.53	26.58	27.66	28.75	29.91	31.1			4257	5,391
PERSONNEL DIRECTOR	VG9	4	YB	75.94	79.73	83.74	87.93	92.31	96.91	101.75			13163	17,636
PERSONNEL PAYROLL CLK	BB3	41	FN	24.56	25.53	26.58	27.66	28.75	29.91	31.1			4257	5,391
PERSONNEL TECHNICIAN	VE2	41	Y2	27.39	28.5	29.64	30.84	32.05	33.34	34.68			4748	6,011
PHARMACIST	NJ5	41	BA	65.11	65.11	65.11	65.11	67.7	70.42	73.24			11286	12,695
PHARMACY TECHNICIAN	NJ1	41	FA	26.32	27.37	28.5	29.59	30.79	32.02	33.3			4562	5,772
PHYS ASST/NURSE PRACT	PJ3	41	IA				60.32	62.74	65.26	67.87			10455	11,764
PK REC CUL WKR I+	GM1	9C	TC	12	12	12	12	12	12	12			2080	2,080
PK REC CUL WKR II+	GM2	9C	EG	14.68	14.96	15.25	15.57	15.57	15.57	15.57			2544	2,699
PK REC CUL WKR III+	GM3	9C	EH	14.97	15.26	15.58	15.9	15.9	15.9	15.9			2595	2,756
PK REC CUL WKR IV+	GM4	9C	EJ	15.27	15.58	15.9	16.22	16.22	16.22	16.22			2647	2,811
PLANNER I	GA3	41	DS	29.58	30.75	32.04	33.28	34.64	36	37.44			5127	6,489
PLANNER II	GA5	41	CI	34.83	36.24	37.69	39.21	40.75	42.39	44.09			6037	7,642
PLANNER III	GA7	41	C8	38.39	39.94	41.56	43.21	44.92	46.73	48.6			6654	8,424
PLANNER IV	GA8	41	TH	44.54	46.34	48.17	50.06	52.08	54.17	56.34			7720	9,765
PLANNER IV(B)	GA8	41	VI	46.76	48.68	50.57	52.62	54.71	56.89	59.16			8105	10,254
PLANNING DIRECTOR	GC9	4	4A	81.28	85.32	89.6	94.06	98.77	103.67	108.85			14088	18,867
PLANNING TECHNICIAN	GF4	41	FX	25.73	26.76	27.83	28.97	30.13	31.31	32.56			4460	5,644
PRE-TREATMNT PROG SPEC	EC3	41	HZ	32.15	33.43	34.79	36.18	37.63	39.11	40.67			5573	7,049
PRETRIAL SVCS SPECIAL	SS5	41	48	23.63	24.38	25.25	26.61	27.72	29	30.16			4096	5,228
PRINC ENVIR HLTH COORD	TK7	11	MU	46.84	49.16	51.59	54.07	56.77	59.57	62.55			8119	10,842
PRINCIPAL ACCT-AUDITOR	UF9	11	GC	47.11	49.43	51.92	54.49	57.21	60.08	63.09			8166	10,935
PRINCIPAL ADMIN ANLYST	UT4	8	UY	56.82	59.62	62.6	65.73	69.04	72.49	76.12			9849	13,194
PRINCIPAL PERS ANALYST	VE9	8	UK	47.36	49.71	52.18	54.81	57.57	60.44	63.45			8209	10,998
PRINCIPAL PLANNER	GC6	11	D9	48.54	50.99	53.46	56.08	58.84	61.78	64.88			8413	11,246
PRO SVCS QUAL ASR SPEC	SM5	41	ZG	36.98	38.46	40	41.59	43.27	44.99	46.79			6410	8,110
PROBATION AIDE	SU2	41	VQ	28.59	29.73	30.94	32.14	33.42	34.78	36.17			4956	6,269
PROBATION DIVISION DIR	SX5	12	LV	48.45	50.88	53.31	56.02	58.71	61.62	64.7			8398	11,214
PROG & DEV MGR - ANML	AD7	11	DK	35.35	37.06	38.89	40.85	42.9	42.9	42.9			6127	7,436
PROG MGR - HSD	SE8	11	C5	46.27	48.52	50.86	53.34	55.98	58.79	61.72			8020	10,698
PROG MGR - HSD (B)	SE8	11	25	48.58	50.95	53.4	56.02	58.79	61.72	64.81			8420	11,234
PROGRAM COORDINATOR	UU3	41	BV	30.95	32.24	33.35	35.02	36.54	38.24	39.77			5365	6,893
PROJECT MANAGER	WA6	11	MY	41.73	43.84	46	48.23	50.62	53.14	55.8			7233	9,672
PROPERTY TAX SPEC.	UE1	41	G3	32.04	33.31	34.63	36	37.47	38.95	40.51			5553	7,022

COUNTY OF SANTA CRUZ
MONTHLY AND HOURLY PAY RANGES
AS OF SEPTEMBER 4, 2019

Job Description	Class	Benefit Status	Range	Step 1	Step 2	Step 3	Step 4	Step 5	Step 6	Step 7	Step 8	Step 9	Monthly Pay First Step	Monthly Pay Last Step
PROPERTY TAX SYS COORD	UE3	41	G7	38.25	38.25	38.25	39.75	41.36	43.01	44.73			6630	7,753
PSYCH MH NURSE PRACT	PJ5	41	ZR				66.37	69.02	71.78	74.65			11504	12,939
PSYCHIATRIC MED DIR	PR6	11	GB	110.91	110.91	110.91	110.91	116.44	122.26	128.37			19224	22,250
PSYCHIATRIC TECHNICIAN	PC4	41	SF	25.27	26.3	27.34	28.44	29.55	30.75	31.99			4380	5,545
PSYCHIATRIST	PR5	85	PI	100	100	100	100	100	104.05	108.21			17333	18,756
PUB GUARDIAN/CONSERV	DG8	11	C5	46.27	48.52	50.86	53.34	55.98	58.79	61.72			8020	10,698
PUB HLTH INVESTIGATOR	NV5	41	LU	20.93	21.77	22.66	23.54	24.51	25.49	26.51			3628	4,595
PUB HLTH MICROBIOLOGIS	NE7	41	A9	35.84	37.26	38.73	40.29	41.88	43.61	45.35			6212	7,861
PUB HLTH NURSE I	PH3	41	WA	41.96	41.96	41.96	43.66	45.41	47.2	49.09			7273	8,509
PUB HLTH NURSE II	PH5	41	VK	46.43	46.43	46.43	48.28	50.19	52.21	54.29			8048	9,410
PUB HLTH NURSE III	PH8	41	YI			48.8	50.75	52.76	54.85	57.05			8459	9,888
PUB HLTH NUTRITIONIST	NU5	41	H1	30.64	31.83	33.13	34.4	35.82	37.22	38.71			5311	6,710
PUB WKS DISPATCHER	MU1	43	DD	27.25	28.31	29.44	30.62	31.87	33.12	34.44			4723	5,969
PUB WKS ENGRG MGR	EE2	11	HC	42.74	44.84	47.1	49.48	51.94	54.53	57.25			7408	9,923
PUB WKS EQUIP TRNR	UT2	41	PL	34.22	35.58	37.02	38.5	40.04	41.64	43.31			5931	7,507
PUB WKS MAINT WKR I	MU3	44	I6	23.93	24.87	25.83	26.85	27.93	29.04	30.2			4148	5,235
PUB WKS MAINT WKR II	MU5	44	8F	26.1	27.18	28.24	29.38	30.53	31.71	32.97			4524	5,715
PUB WKS MAINT WKR III	MU7	44	Y3	29.54	30.7	31.93	33.21	34.5	35.89	37.33			5120	6,470
PUB WKS MAINT WKR IV	MU9	44	CR	33.41	34.74	36.1	37.54	39.02	40.57	42.19			5791	7,313
PUB WKS MGR I	MV7	11	DB	38.8	40.71	42.71	44.79	46.99	49.34	51.81			6725	8,980
PUB WKS MGR-DISP SITES	MV6	11	DE	44.18	46.38	48.59	51.01	53.51	56.18	58.99			7658	10,225
PUB WKS SUPERVISOR	MV4	44	GM	37.93	39.45	40.96	42.6	44.31	46.05	47.89			6574	8,301
PUBLIC GUARDIAN CLERK	BP1	41	FQ	25.67	26.68	27.77	28.87	30.03	31.22	32.47			4449	5,628
PUBLIC HEALTH MANAGER	PT6	8	9C	56.01	58.78	61.73	64.81	68.06	71.49	75.06			9708	13,010
PUMP MAINT MECHANIC	MP4	43	F9	32.23	33.51	34.83	36.22	37.66	39.12	40.68			5586	7,051
PURCHASING TECHNICIAN	CL6	41	35	20.13	20.77	21.45	22.45	23.36	24.37	25.35			3489	4,394
RAD TECHNOLOGIST	NG3	41	AJ	40.14	40.14	40.14	41.78	43.39	45.13	46.94			6957	8,136
REAL PROPERTY AGENT	DE5	41	6D	40.21	41.86	43.51	45.24	47.06	48.93	50.88			6970	8,819
REC PROGRAM SPEC	GT4	41	34	22.25	23.1	24.03	25	26.02	27.07	28.15			3857	4,879
RECEPTIONIST	BU3	41	KJ	20.68	21.5	22.33	23.24	24.18	25.14	26.15			3584	4,533
RECORDS CLERK	BV7	41	FB	21.78	22.65	23.54	24.48	25.44	26.47	27.53			3775	4,772
RECREATION COORDINATOR	GT5	41	Y4	28.07	29.18	30.35	31.55	32.84	34.12	35.49			4865	6,151
RECREATION SUPERVISOR	GT7	41	52	30.77	32	33.28	34.61	35.99	37.45	38.95			5333	6,751
REDEVELMT AGENCY ADMIN	WA9	4	7C	66.94	70.25	73.74	77.47	81.34	85.41	89.67			11603	15,543
REGISTERED GEOLOGIST	GB1	41	KV	53.48	55.63	57.83	60.17	62.6	65.03	67.63			9270	11,722
REGISTERED VET TECH	AD4	41	ZF	25.04	26.05	27.08	28.17	29.3	29.3	29.3			4340	5,079
RESOURCE PLANNER I	TM4	41	DS	29.58	30.75	32.04	33.28	34.64	36	37.44			5127	6,489
RESOURCE PLANNER II	TM6	41	CI	34.83	36.24	37.69	39.21	40.75	42.39	44.09			6037	7,642
RESOURCE PLANNER III	TM8	41	C8	38.39	39.94	41.56	43.21	44.92	46.73	48.6			6654	8,424
RESOURCE PLANNER IV	TM9	41	TH	44.54	46.34	48.17	50.06	52.08	54.17	56.34			7720	9,765
RISK MANAGER	UT6	8	UN	53.13	55.83	58.61	61.54	64.6	67.88	71.27			9209	12,353
ROAD SUPERINTENDENT	MV8	11	DF	47.2	49.5	51.95	54.51	57.16	60.03	63.03			8181	10,925
SANITAT MAINT WKR I	MR1	43	FU	23.96	24.89	25.87	26.93	27.98	29.1	30.26			4153	5,245
SANITAT MAINT WKR II	MR3	43	WI	26.08	27.11	28.19	29.3	30.47	31.66	32.92			4520	5,706
SANITAT MAINT WKR III	MR5	43	IE	29.46	30.62	31.83	33.09	34.4	35.76	37.19			5106	6,446
SANITATION SUPT	MS9	11	DF	47.2	49.5	51.95	54.51	57.16	60.03	63.03			8181	10,925
SECRETARY	BJ5	41	YA	27.23	28.31	29.46	30.61	31.88	33.1	34.42			4720	5,966
SHELTER MAINT MGR	AC3	41	D3	22.16	23.26	24.44	25.65	26.67	26.67	26.67			3841	4,623
SHERIFF-CORONER	RG9	3	4B	128.65	128.65	128.65	128.65	128.65	128.65	128.65			22299	22,299
SHERIFFS CHF DEPUTY	RG5	7	8B	75.67	79.45	83.41	87.62	91.97	96.57	101.4			13116	17,576
SHERIFF'S COM SERV OFR	BN7	41	IS	28.66	29.79	31.01	32.19	33.48	34.8	36.19			4968	6,273
SHERIFFS CORRECTIN OFF	RC6	51	L1	29.8	31.21	32.78	34.43	36.15	37.96	39.86			5165	6,909
SHERIFFS LIEUTENANT	RG3	21	L7	61	64.07	67.27	70.63	74.16	77.87	81.76			10573	14,171
SHERIFFS PROPERTY CLK	CM5	41	EV	25.7	26.73	27.82	28.95	30.09	31.28	32.53			4455	5,638

COUNTY OF SANTA CRUZ
MONTHLY AND HOURLY PAY RANGES
AS OF SEPTEMBER 4, 2019

Job Description	Class	Benefit Status	Range	Step 1	Step 2	Step 3	Step 4	Step 5	Step 6	Step 7	Step 8	Step 9	Monthly Pay First Step	Monthly Pay Last Step
SHERIFFS RECORDS CLERK	BN5	41	FZ	25.02	26.03	27.08	28.15	29.28	30.42	31.64			4337	5,484
SHERIFFS SECURITY OFFR	RC3	35	FM	24.25	25.13	25.82	27.2	28.57	30	31.49			4203	5,458
SHERIFFS SERGEANT	RE7	72	L3	50.46	53	55.64	58.43	61.35	64.41	67.65			8746	11,726
SOCIAL WORK SUPV II(B)	SN8	41	16	41.07	42.74	44.42	46.21	48.06	49.94	51.93			7119	9,001
SOCIAL WORK SUPVR I	SN6	41	H4	34.84	36.24	37.68	39.2	40.76	42.43	44.12			6039	7,647
SOCIAL WORK SUPVR II	SN8	41	SJ	39.12	40.71	42.3	44.01	45.76	47.56	49.46			6781	8,573
SOCIAL WORKER I	SM2	41	SI	25.42	26.48	27.54	28.64	29.8	30.97	32.21			4406	5,583
SOCIAL WORKER II	SM4	41	SK	30.47	31.65	32.94	34.26	35.66	37.06	38.54			5281	6,680
SOLID WASTE INSP I	TN1	43	8G	25.56	26.58	27.67	28.76	29.89	31.11	32.36			4430	5,609
SOLID WASTE INSP II	TN4	43	IT	29.67	30.83	32.1	33.36	34.71	36.11	37.56			5143	6,510
SR ACCOUNT CLERK	CH5	41	I9	24.12	25.1	26.11	27.13	28.23	29.36	30.53			4181	5,292
SR ACCOUNTANT-AUDITOR	UF7	11	GA	44.85	47.11	49.43	51.92	54.49	57.21	60.07			7774	10,412
SR ACCOUNTING TECH	CH8	41	JL	30.24	31.42	32.67	34	35.34	36.75	38.22			5242	6,625
SR ADMIN ANALYST	UR7	8	UL	44.21	46.42	48.75	51.2	53.75	56.44	59.27			7663	10,273
SR APPRAISER	DA8	41	JO	34.7	36.12	37.56	39.02	40.6	42.2	43.88			6015	7,606
SR AUTOMOTIVE MECHANIC	MM5	41	IU	31.11	32.42	33.76	35.15	36.63	38.16	39.69			5392	6,879
SR BEHAVIORAL HLTH MGR	NL8	11	C3	51.69	54.19	56.84	59.67	62.57	65.69	68.97			8959	11,955
SR BLDG EQUIP MECHANIC	MH6	41	VZ				41.19	42.83	44.54	46.32			7139	8,029
SR BLDG INSPECTOR	TR8	41	X6	41.04	42.68	44.39	46.19	48.02	49.93	51.92			7113	8,999
SR BLDG PERMIT TECH	TP5	41	HU	30.76	31.97	33.26	34.57	35.96	37.4	38.9			5332	6,743
SR BLDG PLANS CHECKER	TP8	41	X6	41.04	42.68	44.39	46.19	48.02	49.93	51.92			7113	8,999
SR BOARD CLERK	BX6	41	LO	28.49	29.65	30.84	32.07	33.34	34.67	36.05			4938	6,249
SR BUYER	VC5	41	HT	35.14	36.71	38.07	39.93	41.67	43.62	45.36			6091	7,862
SR CASE DATA CLERK	BN6	41	FI	23.11	24.06	25.03	26.04	27.07	28.15	29.28			4006	5,075
SR CIVIL ENGINEER	EE3	11	NK	52.88	55.5	58.24	61.15	64.15	67.32	70.69			9166	12,253
SR COMM TECHNICIAN	MY6	41	BD	36.64	38.1	39.62	41.22	42.85	44.58	46.37			6351	8,037
SR DEPTL ADMIN ANALYST	US5	11	LL	39.55	41.52	43.54	45.65	47.9	50.31	52.82			6855	9,155
SR DEPTL INFO SYS ANA	XC7	41	C4	38.87	40.42	42.05	43.69	45.45	47.25	49.15			6737	8,519
SR EMPLOY & TRAIN SPEC	SH2	41	IC	33.05	34.41	35.77	37.25	38.75	40.28	41.89			5729	7,261
SR ENGRG ASSOCIATE	EC8	41	IG	41.11	42.74	44.47	46.2	48.07	49.98	51.98			7126	9,010
SR GROUP SUPERVISOR	SV7	45	TU	35.34	36.74	38.2	39.71	41.34	42.96	44.68			6125	7,744
SR HEALTH EDUCATOR	NH6	41	H2	37.09	38.6	40.1	41.74	43.39	45.12	46.93			6429	8,134
SR HEALTH SVCS MGR	PJ7	11	W2	48.65	50.86	53.32	55.93	58.68	61.57	64.66			8433	11,208
SR HUM SVCS ANALYST	XA7	11	LL	39.55	41.52	43.54	45.65	47.9	50.31	52.82			6855	9,155
SR LAB ASST/PHLEB	NA4	41	S8	29.98	31.18	32.43	33.72	35.07	36.47	37.93			5196	6,574
SR LEGAL SECRETARY	BH5	41	B9	31.3	31.3	31.3	32.55	33.86	35.21	36.62			5425	6,347
SR M H COUNSELOR	SL7	41	SH	38.45	39.96	41.56	43.24	44.93	46.74	48.61			6665	8,426
SR MAINT ELECTRICIAN	MG5	41	1C	33.98	35.35	36.75	38.22	39.75	41.35	43			5890	7,453
SR MED BILLING TECH	MB6	41	JL	30.24	31.42	32.67	34	35.34	36.75	38.22			5242	6,625
SR MH CLIENT SPECIALST	SK5	41	GG	36.99	38.47	40.03	41.64	43.3	45.04	46.83			6411	8,117
SR P H NUTRITIONIST	NU7	41	H3	34.04	35.38	36.76	38.26	39.78	41.36	43.01			5900	7,455
SR PERSONNEL ANALYST	VE7	8	UJ	41.24	43.32	45.51	47.77	50.16	52.67	55.3			7148	9,585
SR PUB HLTH INVESTIGAT	NV7	41	LW	25.69	26.76	27.79	28.92	30.07	31.27	32.52			4453	5,637
SR PUB HLTH MICROBIOLG	NE8	41	XP	37.64	39.17	40.72	42.32	44.04	45.78	47.6			6524	8,251
SR REAL PROP AGENT	DE6	41	SY	44.19	45.96	47.8	49.71	51.7	53.78	55.93			7659	9,694
SR RECEPTIONIST	BU7	41	JF	22.52	23.46	24.37	25.34	26.38	27.42	28.52			3903	4,943
SR SOCIAL WORKER	SM8	41	H4	34.84	36.24	37.68	39.2	40.76	42.43	44.12			6039	7,647
SR SOCIAL WORKER(B)	SM8	41	10	36.59	38.05	39.56	41.16	42.8	44.54	46.32			6342	8,029
SR STF DEVEL TRAINER	SM9	41	SJ	39.12	40.71	42.3	44.01	45.76	47.56	49.46			6781	8,573
SR TREATMENT PLANT OPR	MT6	43	IM	34.29	35.64	37.08	38.55	40.07	41.71	43.37			5943	7,517
SR WELF FRAUD INVEST	RH6	41	VG	41.06	41.06	41.06	42.72	44.45	46.2	48.05			7117	8,329
ST BAR CERT STUDENT-CC	JC6	9	UB	21.6	22.7	23.83	25.01	26.25	27.58	28.97			3744	5,021
ST BAR CERT STUDENT-DA	JC7	61	UB	21.6	22.7	23.83	25.01	26.25	27.58	28.97			3744	5,021
STAFF DEVEL PROG MGR	SE6	11	PG	42.98	45.11	47.26	49.65	52.06	54.65	57.38			7450	9,946

COUNTY OF SANTA CRUZ
MONTHLY AND HOURLY PAY RANGES
AS OF SEPTEMBER 4, 2019

Job Description	Class	Benefit Status	Range	Step 1	Step 2	Step 3	Step 4	Step 5	Step 6	Step 7	Step 8	Step 9	Monthly Pay First Step	Monthly Pay Last Step
STAFF DEVELOP TRAINER	SE4	41	EK	28.99	30.41	31.97	33.58	35.23	37.03	38.51			5025	6,675
STUDENT NURSE TRAINEE	VJ9	9C	AV							24.07			4172	4,172
STUDENT WORKER I	VJ2	9C	9	12	12	12	12	12	12	12			2080	2,080
STUDENT WORKER II	VJ4	9C	AR	12.18	12.66	13.16	13.7	13.7	13.7	13.7			2111	2,375
STUDENT WORKER III	VJ6	9C	AU	13.11	13.63	14.19	14.74	14.74	14.74	14.74			2272	2,555
STUDENT WORKER IV	VJ8	9C	AY	14.04	14.6	15.19	15.8	15.8	15.8	15.8			2434	2,739
SUBS ABUSE PREV COORD	NT5	41	H1	30.64	31.83	33.13	34.4	35.82	37.22	38.71			5311	6,710
SUPVG BLDG INSPECTOR	TR9	41	MQ	43.29	45.04	46.83	48.7	50.64	52.65	54.76			7503	9,492
SUPVG CHILD SUPPT SPEC	BY7	41	XQ	33.14	34.45	35.84	37.25	38.76	40.28	41.89			5744	7,261
SUPVG COMM TECHNICIAN	MY7	41	X7	40.59	42.2	43.87	45.63	47.44	49.34	51.31			7035	8,894
SUPVG CORRECTIONS OFFR	RC8	51	TN	32.7	34.36	36.08	37.88	39.77	41.76	43.85			5668	7,601
SUPVG CUSTODIAN	FD8	41	WZ	26.17	27.25	28.32	29.44	30.62	31.82	33.1			4536	5,737
SUPVG HVY EQUIP MECH	MP5	44	XA	34.92	36.31	37.79	39.28	40.83	42.47	44.16			6053	7,654
SUPVG PLANNER	GA9	41	TH	44.54	46.34	48.17	50.06	52.08	54.17	56.34			7720	9,765
SUPVG WATER QLTY SPEC	TL6	41	Q5	40.33	41.94	43.62	45.36	47.17	49.06	51.03			6990	8,845
TAX COLLECTION SUPVR	CJ9	11	LA	33.29	34.92	36.61	38.41	40.28	42.27	44.37			5770	7,691
TAX MANAGER	UE6	11	GX	38.78	40.71	42.75	44.88	47.14	49.48	51.96			6722	9,006
TELECOMM SPECIALIST I	UL1	41	EZ	21.37	22.22	23.15	24.05	25.01	26.03	27.06			3704	4,690
TELECOMM SPECIALIST II	UL3	41	VS	23.49	24.45	25.41	26.46	27.5	28.61	29.75			4072	5,157
TRAFFIC ENGINEER	ED6	41	NH	42.04	43.77	45.5	47.32	49.22	51.17	53.21			7287	9,223
TRANSFER TRUCK DRIVER	MW4	43	TQ	32.1	33.37	34.68	36.05	37.48	38.95	40.51			5564	7,022
TREASURY/TAX COLL MGR	UA5	11	AB	53.96	56.59	59.35	62.34	65.47	68.7	72.14			9353	12,504
TREATMENT PLANT OPR	MT3	43	ID	30.81	32.08	33.33	34.67	36.08	37.51	39.01			5340	6,762
TREATMT PLANT OPR I TR	MT1	43	WO	26.56	27.61	28.76	29.88	31.06	32.31	33.61			4604	5,826
TREATMT PLT OPRS SUPVR	MT8	43	MX	38.59	40.1	41.73	43.38	45.1	46.91	48.79			6689	8,457
UNDERSHERIFF	RG8	7	P9	80.36	83.42	87.6	91.97	96.57	101.4	106.45			13929	18,451
URBAN DESIGNER	WA5	41	YK	44.38	46.19	48.04	49.94	51.92	53.98	56.14			7692	9,731
VECTOR CONTROL SPEC	TC6	41	55	32.4	33.68	35.03	36.4	37.89	39.4	40.98			5616	7,103
VECTOR ECOLOGIST	TC7	41	58	37.25	38.73	40.25	41.89	43.58	45.32	47.13			6457	8,169
VETERAN SVCS OFFICER	SR9	11	NA	38.57	40.43	42.43	44.49	46.75	49.03	51.48			6685	8,923
VETERANS SVC REP	SR7	41	VU	28.76	29.92	31.1	32.38	33.65	35	36.39			4985	6,307
VETERINARIAN	AD8	11	BC	51.74	54.33	57.03	59.89	62.88	66.01	69.32			8968	12,015
VIC/WIT ASST PROG MGR	UU2	11	LC	31.2	32.73	34.35	35.99	37.76	39.68	41.66			5408	7,221
VICTIM SERVICES REP	BY4	41	VY	25.74	26.78	27.83	28.95	30.14	31.31	32.56			4462	5,644
WAREHOUSE SUPERVISOR	CK5	41	WJ	24.19	25.16	26.18	27.18	28.28	29.4	30.57			4193	5,299
WAREHOUSE WORKER	CK3	41	Y9	21.73	22.61	23.47	24.38	25.37	26.38	27.43			3766	4,754
WATER QUALITY SPEC I	TJ2	41	XI	28.88	30.06	31.25	32.5	33.82	35.14	36.55			5006	6,335
WATER QUALITY SPEC II	TJ3	41	JV	31.22	32.43	33.6	35.34	36.97	38.68	40.23			5411	6,973
WATER QUALITY SPEC III	TJ6	41	UQ	35.22	36.63	38.07	39.59	41.19	42.85	44.56			6105	7,724
WDB DIRECTOR	SP4	11	JS	53.39	56.05	58.78	61.64	64.68	67.89	71.29			9254	12,357
WELFARE FRAUD INV I	RH2	41	KP	31.53	32.77	34.05	35.42	36.85	38.32	39.85			5465	6,907
WELFARE FRAUD INV II	RH3	41	VF	40.43	40.43	40.43	40.43	42.01	43.71	45.46			7008	7880

Internal Service Funds

STATE CONTROLLER SCHEDULES
COUNTY BUDGET ACT
JANUARY 2010 EDITION, REVISION #1

SCHEDULE 10

COUNTY OF SANTA CRUZ
OPERATION OF INTERNAL SERVICE FUND
FISCAL YEAR 2019-20

FUND TITLE SERVICE CENTER ISF
SERVICE ACTIVITY SERVICE CENTER ISF
FUND 60-110

Operating Detail		2017-18 Actuals	2018-19 Actual [x] Estimated [ ]	2019-20 Recommended Budget	2019-20 Adopted by the Board of Supervisors
OPERATING REVENUES					
SERVICE CENTER CHGS	42122	340			
SERVICE CENTER REPLCMT CHG	42123	984,678	1,213,190	1,174,326	1,343,952
SERV.CENTER-TIME AND MATERIALS	42140	948,699	912,337	1,006,001	1,006,001
SERV.CENTER-GSD FUEL	42141	329,752	330,901	325,000	325,000
SERV.CENTER-POOL VEHICLES	42142	75,273	83,652	85,000	85,000
SERV.CENTER-DPW FUEL	42143	250,533	335,885	325,000	325,000
SERV.CENTER-FUEL CREDIT CARDS	42144	30,759	34,309	34,000	34,000
SERV.CENTER-VAN POOL	42145	2,670	2,270	3,000	3,000
CONTRIBUTIONS FROM OTHER FUNDS	42367			20,000	20,000
INSURANCE PROCEEDS	42375	71,795	38,325	25,000	25,000
OTHER REVENUE	42384	3,253	1,600		
TOTAL OPERATING REVENUES		**2,697,752**	**2,952,469**	**2,997,327**	**3,166,953**
OPERATING EXPENSES					
REGULAR PAY-PERMANENT	51000	323,171	289,283	339,976	339,976
OVERTIME PAY-PERMANENT	51005		232		
REGULAR PAY-EXTRA HELP	51010	68			
DIFFERENTIAL PAY	51040	5			
OASDI-SOCIAL SECURITY	52010	28,852	21,076	26,008	26,008
PERS	52015	61,154	56,843	81,255	81,255
EMPLOYEE INSURANCE & BENEFITS	53010	88,743	85,668	93,461	93,461
CLOTHING & PERSONAL SUPPLIES	61110	4,083	4,329	4,700	4,700
TELECOM SERVICES	61220	2,730	3,961	4,200	4,200
TELEPHONE-NON TELECOM 1099	61221	161	132	200	200
OTHER HOUSEHOLD EXP-SERVICES	61425	1,271	949	1,500	1,500
OTHER INSURANCE	61535	23,212	25,616	25,616	25,616
MAINT-BUILDING EQMT-SERVICES	61715	22			
MAINT-MOBILE EQUIPMENT-SERV	61720	218,957	183,071	160,000	160,000
MAINT-MOBILE EQUIPMNT-SUPPLIES	61721	67			
MAINT-OTH EQUIP-SERVICES	61730	57,673	71,052	70,000	70,000
FACILITIES MAINT-GENERAL-SERV	61835	7,075	4	25,000	25,000
MEMBERSHIPS	62020		36		
DUPLICATING SERVICES	62214	834	581		
PC SOFTWARE PURCHASES	62219	671	915	1,090	1,090
POSTAGE	62221	137	157	25	25
SUPPLIES	62223	22			
INVENTORIABLE ITEMS <5000	62226	13,836	4,018		
ACCOUNTING AND AUDITING FEES	62301			11,000	11,000
DATA PROCESSING SERVICES	62325	10,044	7,056	7,344	7,344
HEALTH CARE SVCS-INTRA-AGENCY	62346	80			
MANAGEMENT SERVICES	62365	169,337	169,391	243,080	243,080
MEDICAL SERVICES-OTHER	62367	948	300	500	500
PROF & SPECIAL SERV-OTHER	62381	18,308	55,917		
EQUIPMENT LEASE & RENT	62500	6,780	6,853	6,500	6,500
RENTS/LEASES-STRUC IMP & GRNDS	62610	6,480	3,000	2,000	2,000
SMALL TOOLS & INSTRUMENTS	62715	500	381	500	500
ADVERTISING & PROMOTION SUPP	62801	81			
SPECIAL MISC EXPENSE-SERVICES	62856	73,063	7,123	6,600	6,600
SUBSCRIPTIONS BOOKS & ED MATER	62890	1,869	1,898	250	250

STATE CONTROLLER SCHEDULES
COUNTY BUDGET ACT
JANUARY 2010 EDITION, REVISION #1

SCHEDULE 10

COUNTY OF SANTA CRUZ
OPERATION OF INTERNAL SERVICE FUND
FISCAL YEAR 2019-20

FUND TITLE SERVICE CENTER ISF
SERVICE ACTIVITY SERVICE CENTER ISF
FUND 60-110

Operating Detail		2017-18 Actuals	2018-19 Actual [x] Estimated [ ]	2019-20 Recommended Budget	2019-20 Adopted by the Board of Supervisors
TOWING	62893	11,783	14,543	12,000	12,000
GAS, OIL, FUEL	62920	521,160	572,075	588,000	588,000
UTILITIES	63070	3,344	3,811	3,500	3,500
DEPRECIATION AUTO	74910	1,003,142	1,202,613	802,660	802,660
DEPRECIATION EQUIPMENT	74920	5,531	7,508	2,239	2,239
DEPRECIATION STRUCT & IMP	74940	9,672	8,239		
COUNTY OVERHEAD A87/CP	75315	190,945	174,066	72,539	72,538
TOTAL OPERATING EXPENSES		**2,865,811**	**2,982,697**	**2,591,743**	**2,591,742**
OPERATING INCOME (LOSS)		**-168,059**	**-30,228**	**405,584**	**575,211**
NON-OPERATING REVENUES (EXPENSES)					
GAIN ON SALE OF FIXED ASSET	42451	62,074	25,643	15,000	15,000
TAXES AND LICENSES	74850		82		
LOSS ON DISP OF FIXED ASSETS	75400	3,533		2,572	2,572
TOTAL NON-OPERATING REVENUES (EXPENSES)		**58,541**	**25,561**	**12,428**	**12,428**
INCOME BEFORE CAPITAL CONTRIBUTIONS AND TRANSFERS		**-109,518**	**-4,667**	**418,012**	**587,639**
OPERATING TRANSFER IN	42462	452,075	193,104	55,000	371,011
CHANGE IN NET ASSETS		**342,557**	**188,437**	**473,012**	**958,650**
NET ASSETS - BEGINNING BALANCE		3,396,240	3,738,797	3,927,234	3,927,234
NET ASSETS - ENDING BALANCE		**3,738,797**	**3,927,234**	**4,400,246**	**4,885,884**
EQUIPMENT	86204		14,285		
MOBILE EQUIPMENT	86209	1,987,732	1,089,119	1,235,500	1,634,487
SHOP EQUIPMENT	86223	9,483			
EQUIPMENT - ISF OFFSET	86250	-1,987,732	-1,103,404	-1,235,500	-1,634,487

STATE CONTROLLER SCHEDULES
COUNTY BUDGET ACT
JANUARY 2010 EDITION, REVISION #1

SCHEDULE 10

COUNTY OF SANTA CRUZ
OPERATION OF INTERNAL SERVICE FUND
FISCAL YEAR 2019-20

FUND TITLE INFORMATION SERVICES ISF
SERVICE ACTIVITY INFORMATION SERVICES ISF
FUND 60-100

Operating Detail		2017-18 Actuals	2018-19 Actual [x] Estimated [ ]	2019-20 Recommended Budget	2019-20 Adopted by the Board of Supervisors
OPERATING REVENUES					
MANAGEMENT SERVICES	42042	369,454	398,458	448,654	448,654
TELEPHONE SERVICES	42124	4,012,372	4,033,162	3,710,755	3,710,755
ISD-PROGRAMMING REVENUE	42131	2,589,255	1,183,253	2,931,544	2,931,544
ISD-NETWORK REVENUE	42132	6,663,450	7,779,898	7,082,482	7,082,482
ISD-IT SUPPORT SERV (PCR) REV	42134	108,158	110,895	147,911	147,911
ISD-GIS SERV REVENUE	42135	502,339	538,629	548,321	548,321
SALES-OTHER-NON TAXABLE	42332	3,958	2,809	2,008	2,008
OTHER REVENUE	42384	52,112	49,043	107,840	107,840
TOTAL OPERATING REVENUES		**14,301,098**	**14,096,147**	**14,979,515**	**14,979,515**
OPERATING EXPENSES					
REGULAR PAY-PERMANENT	51000	5,350,809	5,187,094	5,933,625	5,933,625
OVERTIME PAY-PERMANENT	51005	55,481	40,126	41,046	41,046
DIFFERENTIAL PAY	51040	83,970	80,462	86,390	86,390
OASDI-SOCIAL SECURITY	52010	394,861	387,070	436,001	436,001
PERS	52015	992,943	1,053,045	1,416,802	1,416,802
EMPLOYEE INSURANCE & BENEFITS	53010	954,711	929,899	1,002,236	1,002,236
UNEMPLOYMENT INSURANCE	53015	398			
WORKERS COMPENSATION INSURANCE	54010	64,477	81,971	106,247	106,247
TELECOM SERVICES	61220	456,420	546,452	655,456	655,456
TELEPHONE-NON TELECOM 1099	61221	1,579,158	1,541,377	2,050,545	2,050,545
OTHER INSURANCE	61535	64,382	63,918	69,037	69,037
MAINT-OFFICE EQUIPMNT-SERVICES	61725	-611	1,358	2,000	2,000
MAINT-OTH EQUIP-SERVICES	61730	635,274	452,936	528,000	746,559
MAINT-OTH EQUIP-SUPPLIES	61731	37,381	347,717	598,565	635,888
FACILITIES MAINT-GENERAL-SERV	61835	419			
MAINT-STRUCT/IMPS/GRDS-OTH-SRV	61845	30,525			
MEMBERSHIPS	62020	80	73	80	80
DUPLICATING SERVICES	62214		-158		
PC SOFTWARE PURCHASES	62219	15,048	22,955	839,262	839,262
SUPPLIES	62223	65,138	33,392	78,200	92,790
NON-PC SOFTWARE	62225	555,481	572,735	729,438	871,128
INVENTORIABLE ITEMS <5000	62226	53,556	256,343	516,250	516,250
SOFTWARE LICENSE SERVICES	62227		23,224	42,302	42,302
ACCOUNTING AND AUDITING FEES	62301			5,000	5,000
MANAGEMENT SERVICES	62365	1,960,476	1,679,868	1,159,444	1,159,444
PROF & SPECIAL SERV-OTHER	62381	212,039	161,517	173,600	214,787
RENTS/LEASES-STRUC IMP & GRNDS	62610	1,650	900	2,400	2,400
ADVERTISING & PROMOTION SUPP	62801	1,343	777		
SUBSCRIPTIONS BOOKS & ED MATER	62890	79	79	500	500
AIR FARE	62910	879	114	1,500	1,500
EDUCATION & TRAINING(REPT)	62914	19,416	35,159	31,710	31,710
LODGING	62922	9,443	6,213	12,000	12,000
MEALS	62924	2,987	1,336	2,250	2,250
MILEAGE	62926	1,482	1,859	1,650	1,650
TRAVEL-OTHER(NON-REPT)	62928	1,026	1,964	2,200	2,200
SERVICE CENTER CHARGES	62935	1,820	3,129	2,000	2,000
SERV CTR POOL VEH CHARGES	62938	2,945	861	2,500	2,500
INTEREST ON LEASE PURCHASES	74420	102,598	47,159	40,870	40,870

STATE CONTROLLER SCHEDULES
COUNTY BUDGET ACT
JANUARY 2010 EDITION, REVISION #1

SCHEDULE 10

COUNTY OF SANTA CRUZ
OPERATION OF INTERNAL SERVICE FUND
FISCAL YEAR 2019-20

FUND TITLE INFORMATION SERVICES ISF
SERVICE ACTIVITY INFORMATION SERVICES ISF
FUND 60-100

Operating Detail		2017-18 Actuals	2018-19 Actual [x] Estimated [ ]	2019-20 Recommended Budget	2019-20 Adopted by the Board of Supervisors
DEPRECIATION DATA PROCESSING	74915	869,386	787,350	943,883	943,883
DEPRECIATION EQUIPMENT	74920	372,183	141,905	346,161	346,161
DEPRECIATION STRUCT & IMP	74940	9,320	5,730		
COUNTY OVERHEAD A87/CP	75315	849,674	590,185	162,168	162,164
INTRA-FUND TRF-MANAGEMNT SERVS	95220	-1,900,473	-1,630,523	-1,159,444	-1,159,444
INTRA-FD TRF-IT SUPP SERV PCR	95254			-1,226,903	-1,226,903
TELEPHONE SERVICES	95550	-456,420	-546,452	-655,456	-655,456
TOTAL OPERATING EXPENSES		**13,451,754**	**12,911,119**	**14,979,515**	**15,432,860**
OPERATING INCOME (LOSS)		**849,344**	**1,185,028**	**0**	**-453,345**
NON-OPERATING REVENUES (EXPENSES)					
LOSS ON DISP OF FIXED ASSETS	75400	1,160	20,846		
TOTAL NON-OPERATING REVENUES (EXPENSES)		**-1,160**	**-20,846**	**0**	**0**
INCOME BEFORE CAPITAL CONTRIBUTIONS AND TRANSFERS		**848,184**	**1,164,182**	**0**	**-453,345**
OPERATING TRANSFER IN	42462		252,242		
OPERATING TRANSFERS OUT	90000	29,146			
CHANGE IN NET ASSETS		**819,038**	**1,416,424**	**0**	**-453,345**
NET ASSETS - BEGINNING BALANCE		-7,538,048	-6,719,010	-5,302,586	-5,302,586
NET ASSETS - ENDING BALANCE		**-6,719,010**	**-5,302,586**	**-5,302,586**	**-5,755,931**
PRINCIPAL ON LEASE PURCHASES	74230	453,075	507,265	514,738	514,738
PRINCIPAL-ISF/ENT OFFSET	74240	-453,075	-507,265	-514,738	-514,738
EQUIPMENT	86204	988,247	719,192	1,000,482	1,120,075
EQUIPMENT - ISF OFFSET	86250	-988,247	-719,192	-1,000,482	-1,120,075

STATE CONTROLLER SCHEDULES
COUNTY BUDGET ACT
JANUARY 2010 EDITION, REVISION #1

SCHEDULE 10

COUNTY OF SANTA CRUZ
OPERATION OF INTERNAL SERVICE FUND
FISCAL YEAR 2019-20

FUND TITLE CENTRAL DUPLICATNG ISF
SERVICE ACTIVITY CENTRAL DUPLICATNG ISF
FUND 60-115

Operating Detail		2017-18 Actuals	2018-19 Actual [x] Estimated [ ]	2019-20 Recommended Budget	2019-20 Adopted by the Board of Supervisors
OPERATING REVENUES					
DUPLICATING SERVICES	42112	68,789	78,887	64,000	64,000
ISD-IT REPLICATION REVENUE	42133	350,937	-99,517	314,141	314,141
ISD-MAIL PROCESSING SERV REV	42137	216,692	198,215	210,000	210,000
TOTAL OPERATING REVENUES		**636,418**	**177,585**	**588,141**	**588,141**
OPERATING EXPENSES					
REGULAR PAY-PERMANENT	51000	121,202	125,613	119,481	119,481
OVERTIME PAY-PERMANENT	51005		199	2,159	2,159
REGULAR PAY-EXTRA HELP	51010			18,489	18,489
OASDI-SOCIAL SECURITY	52010	8,383	8,737	9,140	9,140
PERS	52015	21,716	24,143	28,556	28,556
EMPLOYEE INSURANCE & BENEFITS	53010	34,934	38,706	41,888	41,888
UNEMPLOYMENT INSURANCE	53015	11,345	9,870	2,251	2,251
TELECOM SERVICES	61220	4,369	4,060	5,000	5,000
OTHER INSURANCE	61535	6,852	6,830	6,910	6,910
MAINT-OTH EQUIP-SERVICES	61730	27,756	34,692	35,000	35,000
MISCELLANEOUS EXPENSE-SERVICES	62111			450	450
DUPLICATING SERVICES	62214		-14,234		
PC SOFTWARE PURCHASES	62219	549	1,088	1,454	1,454
SUPPLIES	62223	4,524	2,929	6,500	6,500
ACCOUNTING AND AUDITING FEES	62301			500	500
MANAGEMENT SERVICES	62365	30,000	30,000	30,000	30,000
EQUIPMENT LEASE & RENT	62500	2,093	2,095	2,500	2,500
COST OF SUPPLIES REISSUED	62815	145,570	140,706	165,000	165,000
PRINTING MATERIALS	62867	52,147	54,674	61,575	61,575
SERV CTR POOL VEH CHARGES	62938			75	75
DEPRECIATION DATA PROCESSING	74915	15,428	23,940		
DEPRECIATION EQUIPMENT	74920	8,177	2,044	25,475	25,475
COUNTY OVERHEAD A87/CP	75315	54,093	53,751	25,738	25,740
TOTAL OPERATING EXPENSES		**549,138**	**549,843**	**588,141**	**588,143**
OPERATING INCOME (LOSS)		**87,280**	**-372,258**	**0**	**-2**
NON-OPERATING REVENUES (EXPENSES)					
INCOME BEFORE CAPITAL CONTRIBUTIONS AND TRANSFERS		**87,280**	**-372,258**	**0**	**-2**
CHANGE IN NET ASSETS		**87,280**	**-372,258**	**0**	**-2**
NET ASSETS - BEGINNING BALANCE		83,996	171,276	-200,982	-200,982
NET ASSETS - ENDING BALANCE		**171,276**	**-200,982**	**-200,982**	**-200,984**
EQUIPMENT	86204		119,520		
EQUIPMENT - ISF OFFSET	86250		-119,520		

STATE CONTROLLER SCHEDULES
COUNTY BUDGET ACT
JANUARY 2010 EDITION, REVISION #1

SCHEDULE 10

COUNTY OF SANTA CRUZ
OPERATION OF INTERNAL SERVICE FUND
FISCAL YEAR 2019-20

FUND TITLE DENTAL/HEALTH SELF INSUR
SERVICE DENTAL/HEALTH SELF INSUR
ACTIVITY
FUND 60-118

Operating Detail		2017-18 Actuals	2018-19 Actual [x] Estimated [ ]	2019-20 Recommended Budget	2019-20 Adopted by the Board of Supervisors
OPERATING REVENUES					
COBRA HEALTH PLAN	41604	23,975	34,379	23,000	23,000
HEALTH CHRGS-SPECIAL DISTRICTS	41638	49,600	53,200	48,000	48,000
MEDICAL CHARGES-COUNTY	41652	1,560,320	1,698,000	1,500,000	1,500,000
MEDICAL CHGS-COUNTY FHA 2009	41653	489,408	518,920	490,000	490,000
MEDICAL CHARGES-EMPLOYEE	41654	100,836	100,895	90,000	90,000
TOTAL OPERATING REVENUES		**2,224,139**	**2,405,394**	**2,151,000**	**2,151,000**
OPERATING EXPENSES					
ACCOUNTING AND AUDITING FEES	62301			1,000	1,000
CLAIMS ADMINISTRATION	62315	176,036	188,694	200,000	200,000
MEDICAL CLAIMS	62368			1,000	1,000
MEDICAL AND DENTAL CLAIMS	62369	2,082,847	2,132,297	2,400,000	2,400,000
PROF & SPECIAL SERV-OTHER	62381	20,694	22,025	21,000	21,000
CLAIMS RESERVE	74610			145,795	145,795
COUNTY OVERHEAD A87/CP	75315	9,507	8,517	12,432	12,432
TOTAL OPERATING EXPENSES		**2,289,084**	**2,351,533**	**2,781,227**	**2,781,227**
OPERATING INCOME (LOSS)		**-64,945**	**53,861**	**-630,227**	**-630,227**
NON-OPERATING REVENUES (EXPENSES)					
INTEREST	40430	17,506	28,612	10,000	10,000
TOTAL NON-OPERATING REVENUES (EXPENSES)		**17,506**	**28,612**	**10,000**	**10,000**
INCOME BEFORE CAPITAL CONTRIBUTIONS AND TRANSFERS		**-47,439**	**82,473**	**-620,227**	**-620,227**
CHANGE IN NET ASSETS		**-47,439**	**82,473**	**-620,227**	**-620,227**
NET ASSETS - BEGINNING BALANCE		992,110	944,671	1,027,144	1,027,144
NET ASSETS - ENDING BALANCE		**944,671**	**1,027,144**	**406,917**	**406,917**

STATE CONTROLLER SCHEDULES
COUNTY BUDGET ACT
JANUARY 2010 EDITION, REVISION #1

SCHEDULE 10

COUNTY OF SANTA CRUZ
OPERATION OF INTERNAL SERVICE FUND
FISCAL YEAR 2019-20

FUND TITLE RISK MANAGEMENT AND SELF INSUR
SERVICE ACTIVITY RISK MANAGEMENT AND SELF INSUR
FUND 60-130

Operating Detail		2017-18 Actuals	2018-19 Actual [x] Estimated [ ]	2019-20 Recommended Budget	2019-20 Adopted by the Board of Supervisors
OPERATING REVENUES					
CONTRIBUTIONS FROM OTHER FUNDS	42367	2,000,000	1,500,000	2,000,000	2,000,000
TOTAL OPERATING REVENUES		**2,000,000**	**1,500,000**	**2,000,000**	**2,000,000**
OPERATING EXPENSES					
REGULAR PAY-PERMANENT	51000	830,328	581,200	747,238	747,238
OVERTIME PAY-PERMANENT	51005	1,388			
REGULAR PAY-EXTRA HELP	51010	11,361	31,712		
DIFFERENTIAL PAY	51040	1,072	3,172		
OASDI-SOCIAL SECURITY	52010	49,903	55,688	55,689	55,689
PERS	52015	123,245	145,081	175,122	175,122
EMPLOYEE INSURANCE & BENEFITS	53010	126,179	109,433	110,864	110,864
UNEMPLOYMENT INSURANCE	53015	-54			
WORKERS COMPENSATION INSURANCE	54010	11,747	12,551	21,207	21,207
TELECOM SERVICES	61220	11,368	11,803	8,000	8,000
OTHER INSURANCE	61535	18,668	18,647	20,610	20,610
MAINT-OFFICE EQUIPMNT-SERVICES	61725	1,995	3,266	5,000	5,000
MEMBERSHIPS	62020	150	150	300	300
MISCELLANEOUS EXPENSE-SERVICES	62111	1,667	1,497	1,000	1,000
DUPLICATING SERVICES	62214	1,749	-687	4,000	4,000
PC SOFTWARE PURCHASES	62219		2,140	4,000	4,000
POSTAGE	62221	21		2,500	2,500
SUPPLIES	62223	15,948	20,380	15,000	17,691
INVENTORIABLE ITEMS <5000	62226	1,030	6,277	10,000	10,000
ACCOUNTING AND AUDITING FEES	62301			1,500	1,500
DATA PROCESSING SERVICES	62325	35,650	38,598	65,000	65,000
PERSONNEL SERVICES	62378	20,987	19,678	30,000	30,000
PROF & SPECIAL SERV-OTHER	62381	559,963	596,476	600,000	617,250
EQUIPMENT LEASE & RENT	62500			5,000	5,000
RENTS/LEASES-STRUC IMP & GRNDS	62610	831	1,332	1,000	1,000
SUBSCRIPTIONS BOOKS & ED MATER	62890	467	23	500	500
AIR FARE	62910	976	1,161	1,000	1,000
AUTO RENTALS	62912			500	500
EDUCATION & TRAINING(REPT)	62914	10,793	3,270	3,500	3,500
LODGING	62922	3,007	3,290	4,000	4,000
MEALS	62924	698	43	800	800
MILEAGE	62926	105	159	650	650
TRAVEL-OTHER(NON-REPT)	62928	472	214	500	500
SERVICE CENTER CHARGES	62935		37	200	200
SERV CTR POOL VEH CHARGES	62938	3,684	2,680	1,500	1,500
INTEREST ON LEASE PURCHASES	74420	1,322	1,413	1,415	1,415
DEPRECIATION DATA PROCESSING	74915		7,265		
DEPRECIATION EQUIPMENT	74920	3,113	-3,113	3,443	3,443
COUNTY OVERHEAD A87/CP	75315	159,473	171,566	208,936	208,938
TOTAL OPERATING EXPENSES		**2,009,306**	**1,846,402**	**2,109,974**	**2,129,917**
OPERATING INCOME (LOSS)		**-9,306**	**-346,402**	**-109,974**	**-129,917**

NON-OPERATING REVENUES (EXPENSES)

STATE CONTROLLER SCHEDULES
COUNTY BUDGET ACT
JANUARY 2010 EDITION, REVISION #1

SCHEDULE 10

COUNTY OF SANTA CRUZ
OPERATION OF INTERNAL SERVICE FUND
FISCAL YEAR 2019-20

FUND TITLE RISK MANAGEMENT AND SELF INSUR
SERVICE ACTIVITY RISK MANAGEMENT AND SELF INSUR
FUND 60-130

Operating Detail		2017-18 Actuals	2018-19 Actual [x] Estimated [ ]	2019-20 Recommended Budget	2019-20 Adopted by the Board of Supervisors
INTEREST	40430	13,431	21,956	4,500	4,500
TOTAL NON-OPERATING REVENUES (EXPENSES)		**13,431**	**21,956**	**4,500**	**4,500**
INCOME BEFORE CAPITAL CONTRIBUTIONS AND TRANSFERS		**4,125**	**-324,446**	**-105,474**	**-125,417**
CHANGE IN NET ASSETS		**4,125**	**-324,446**	**-105,474**	**-125,417**
NET ASSETS - BEGINNING BALANCE		-846,408	-842,283	-1,166,729	-1,166,729
NET ASSETS - ENDING BALANCE		**-842,283**	**-1,166,729**	**-1,272,203**	**-1,292,146**
INCPTN OF LSE PRCH AGRMT NCGA5	42473	16,605			
INCEPT LEASE PURCH-ISF OFFSET	42474	-16,605			
PRINCIPAL ON LEASE PURCHASES	74230	2,582	3,793	3,800	3,800
PRINCIPAL-ISF/ENT OFFSET	74240	-2,582	-3,793		-3,800
EQUIPMENT	86204	16,605			
EQUIPMENT - ISF OFFSET	86250	-16,605			

STATE CONTROLLER SCHEDULES
COUNTY BUDGET ACT
JANUARY 2010 EDITION, REVISION #1

SCHEDULE 10

COUNTY OF SANTA CRUZ
OPERATION OF INTERNAL SERVICE FUND
FISCAL YEAR 2019-20

FUND TITLE LIABILITY AND PROPERTY INSURAN
SERVICE ACTIVITY LIABILITY AND PROPERTY INSURAN
FUND 60-120

Operating Detail		2017-18 Actuals	2018-19 Actual [x] Estimated [ ]	2019-20 Recommended Budget	2019-20 Adopted by the Board of Supervisors
OPERATING REVENUES					
MEMBER CONTRIBUTIONS	42044	4,999,811	4,999,796	5,000,000	5,000,000
CONTRIBUTIONS FROM OTHER FUNDS	42367		650,000		
INSURANCE PROCEEDS	42375	-3,366,000	794,173		
OTHER REVENUE	42384	10,618			
TOTAL OPERATING REVENUES		**1,644,429**	**6,443,969**	**5,000,000**	**5,000,000**
OPERATING EXPENSES					
LIABILITY INSURANCE	61525	810,016	1,061,428	1,450,000	1,450,000
PROPERTY INSURANCE	61545	791,980	932,532	1,165,000	1,165,000
SELF-INSURANCE SERVICES-OTHER	61550	1,000,000	795,000	1,060,000	1,060,000
SPEC EMERGENCY REPAIRS-STRUCT	61847		149,683		
ACCOUNTING AND AUDITING FEES	62301			1,000	1,000
CLAIMS ADMINISTRATION	62315	246		24,000	24,000
LEGAL SERVICES	62360	739,693	1,637,549	800,000	810,890
PROF & SPECIAL SERV-OTHER	62381	949,330	1,035,999	1,200,000	1,200,000
SELF INSURED PROPERTY LOSS	62392			20,000	20,000
AIR FARE	62910	300		500	500
AUTO RENTALS	62912	34	57		
GAS, OIL, FUEL	62920	15			
LODGING	62922			500	500
MEALS	62924	194	106	500	500
MILEAGE	62926	499	279	1,000	1,000
TRAVEL-OTHER(NON-REPT)	62928	102	111	250	250
CLAIMS RESERVE	74610			5,929,496	5,929,496
GENERAL LIABILITY CLAIMS	74620	-2,059,503	3,000,000	2,000,000	2,000,000
LEGAL SERV-GROSS PROCEEDS RISK	74621	17,250	380,000	380,000	380,000
JUDGMENTS/DAMGS-RPRTBLE TYPE3	74626	187,058	10,000	10,000	10,000
COUNTY OVERHEAD A87/CP	75315	-262,755	-205,252	-265,035	-265,035
TOTAL OPERATING EXPENSES		**2,174,459**	**8,797,492**	**13,777,211**	**13,788,101**
OPERATING INCOME (LOSS)		**-530,030**	**-2,353,523**	**-8,777,211**	**-8,788,101**
NON-OPERATING REVENUES (EXPENSES)					
INTEREST	40430	131,276	203,827	100,000	100,000
TOTAL NON-OPERATING REVENUES (EXPENSES)		**131,276**	**203,827**	**100,000**	**100,000**
INCOME BEFORE CAPITAL CONTRIBUTIONS AND TRANSFERS		**-398,754**	**-2,149,696**	**-8,677,211**	**-8,688,101**
OPERATING TRANSFERS OUT	90000		42,624		
CHANGE IN NET ASSETS		**-398,754**	**-2,192,320**	**-8,677,211**	**-8,688,101**
NET ASSETS - BEGINNING BALANCE		5,792,178	5,393,424	3,201,104	3,201,104
NET ASSETS - ENDING BALANCE		**5,393,424**	**3,201,104**	**-5,476,107**	**-5,486,997**

STATE CONTROLLER SCHEDULES
COUNTY BUDGET ACT
JANUARY 2010 EDITION, REVISION #1

SCHEDULE 10

COUNTY OF SANTA CRUZ
OPERATION OF INTERNAL SERVICE FUND
FISCAL YEAR 2019-20

FUND TITLE WORKERS COMP SELF INSURANCE PR
SERVICE ACTIVITY WORKERS COMP SELF INSURANCE PR
FUND 60-140

Operating Detail		2017-18 Actuals	2018-19 Actual [x] Estimated [ ]	2019-20 Recommended Budget	2019-20 Adopted by the Board of Supervisors
OPERATING REVENUES					
INSURANCE-WORKERS' COMP	42036	8,000,000	8,500,000	9,000,000	9,000,000
MEMBER CONTRIBUTIONS	42044	16,320	20,966	20,000	20,000
INSURANCE PROCEEDS	42375	1,514,640	3,072		
OTHER REVENUE	42384	37,146	444	1,000	1,000
TOTAL OPERATING REVENUES		**9,568,106**	**8,524,482**	**9,021,000**	**9,021,000**
OPERATING EXPENSES					
SELF-INSURANCE SERVICES-OTHER	61550	640,000	555,000	684,500	684,500
ACCOUNTING AND AUDITING FEES	62301			500	500
ADJUSTING SERVICES	62302	484,990	593,152	200,000	200,000
CLAIMS ADMINISTRATION	62315	783,487	919,271	1,100,000	1,263,024
EXCESS INSURANCE	62341	695,342	705,582	860,000	860,000
LEGAL SERVICES	62360	413,913	582,438	550,000	550,000
MEDICAL CLAIMS	62368	1,286,604	1,906,419	2,200,000	2,200,000
PROF & SPECIAL SERV-OTHER	62381	307,391	308,612	450,000	450,000
REHABILITATION EXPENSE	62390			200,000	200,000
CLAIMS RESERVE	74610			14,431,143	9,712,413
COMPENSATION CLAIMS	74615	3,351,472	2,446,576	3,500,000	3,500,000
COUNTY OVERHEAD A87/CP	75315	-59,384	41,345	23,673	23,672
TOTAL OPERATING EXPENSES		**7,903,815**	**8,058,395**	**24,199,816**	**19,644,109**
OPERATING INCOME (LOSS)		**1,664,291**	**466,087**	**-15,178,816**	**-10,623,109**
NON-OPERATING REVENUES (EXPENSES)					
INTEREST	40430	185,640	372,829	180,000	180,000
TOTAL NON-OPERATING REVENUES (EXPENSES)		**185,640**	**372,829**	**180,000**	**180,000**
INCOME BEFORE CAPITAL CONTRIBUTIONS AND TRANSFERS		**1,849,931**	**838,916**	**-14,998,816**	**-10,443,109**
OPERATING TRANSFER IN	42462				195,000
OPERATING TRANSFERS OUT	90000				4,718,730
CHANGE IN NET ASSETS		**1,849,931**	**838,916**	**-14,998,816**	**-14,966,839**
NET ASSETS - BEGINNING BALANCE		-15,356,843	-13,506,912	-12,667,996	-12,667,996
NET ASSETS - ENDING BALANCE		**-13,506,912**	**-12,667,996**	**-27,666,812**	**-27,634,835**

STATE CONTROLLER SCHEDULES
COUNTY BUDGET ACT
JANUARY 2010 EDITION, REVISION #1

SCHEDULE 10

COUNTY OF SANTA CRUZ
OPERATION OF INTERNAL SERVICE FUND
FISCAL YEAR 2019-20

FUND TITLE STATE UNEMPLOYMENT INSURANCE
SERVICE ACTIVITY STATE UNEMPLOYMENT INSURANCE
FUND 60-135

Operating Detail		2017-18 Actuals	2018-19 Actual [x] Estimated [ ]	2019-20 Recommended Budget	2019-20 Adopted by the Board of Supervisors
OPERATING REVENUES					
MEMBER CONTRIBUTIONS	42044	401,299	400,058	450,000	450,000
TOTAL OPERATING REVENUES		**401,299**	**400,058**	**450,000**	**450,000**
OPERATING EXPENSES					
SELF-INSURANCE SERVICES-OTHER	61550	360,000	150,000	200,000	200,000
UNEMPLOYMENT INSURANCE CLAIMS	62397	238,764	266,553	290,000	290,000
CLAIMS RESERVE	74610			85,452	85,452
COUNTY OVERHEAD A87/CP	75315	3,226	2,514	3,189	3,188
TOTAL OPERATING EXPENSES		**601,990**	**419,067**	**493,189**	**493,188**
OPERATING INCOME (LOSS)		**-200,691**	**-19,009**	**-43,189**	**-43,188**
NON-OPERATING REVENUES (EXPENSES)					
INTEREST	40430	3,906	5,831	4,000	4,000
TOTAL NON-OPERATING REVENUES (EXPENSES)		**3,906**	**5,831**	**4,000**	**4,000**
INCOME BEFORE CAPITAL CONTRIBUTIONS AND TRANSFERS		**-196,785**	**-13,178**	**-39,189**	**-39,188**
CHANGE IN NET ASSETS		**-196,785**	**-13,178**	**-39,189**	**-39,188**
NET ASSETS - BEGINNING BALANCE		373,121	176,336	163,158	163,158
NET ASSETS - ENDING BALANCE		**176,336**	**163,158**	**123,969**	**123,970**

STATE CONTROLLER SCHEDULES
COUNTY BUDGET ACT
JANUARY 2010 EDITION, REVISION #1

SCHEDULE 10

COUNTY OF SANTA CRUZ
OPERATION OF INTERNAL SERVICE FUND
FISCAL YEAR 2019-20

FUND TITLE EMPLOYEE BENEFITS-STAFFING
SERVICE ACTIVITY EMPLOYEE BENEFITS-STAFFING
FUND 60-116

Operating Detail		2017-18 Actuals	2018-19 Actual [x] Estimated [ ]	2019-20 Recommended Budget	2019-20 Adopted by the Board of Supervisors
OPERATING REVENUES					
OTHER CHARGES CURRENT SERVICES	42047	1,080,837	1,050,565	1,362,996	1,362,996
TOTAL OPERATING REVENUES		**1,080,837**	**1,050,565**	**1,362,996**	**1,362,996**
OPERATING EXPENSES					
REGULAR PAY-PERMANENT	51000	314,314	177,849	309,501	309,501
DIFFERENTIAL PAY	51040	2,874	2,960	3,096	3,096
OASDI-SOCIAL SECURITY	52010	18,754	16,642	23,915	23,915
PERS	52015	46,574	47,684	73,767	73,767
EMPLOYEE INSURANCE & BENEFITS	53010	51,724	56,752	59,633	59,633
TELECOM SERVICES	61220	6,784	5,180	7,260	7,260
MEMBERSHIPS	62020			1,250	1,250
DUPLICATING SERVICES	62214	4,991	761	7,000	7,000
PC SOFTWARE PURCHASES	62219		677	3,000	3,000
POSTAGE	62221	3,290	3,363	6,000	6,000
SUPPLIES	62223	4,216	3,667	6,000	6,000
INVENTORIABLE ITEMS <5000	62226			2,500	2,500
ACCOUNTING AND AUDITING FEES	62301			1,000	1,000
DATA PROCESSING SERVICES	62325	42,167	35,155	40,000	40,000
DATA PROCESSING PRINTING	62326			1,000	1,000
LEGAL SERVICES	62360		510		
PROF & SPECIAL SERV-OTHER	62381	718,635	703,440	825,000	825,000
SUBSCRIPTIONS BOOKS & ED MATER	62890			1,000	1,000
AIR FARE	62910		126	500	500
EDUCATION & TRAINING(REPT)	62914	400		3,000	3,000
LODGING	62922		681	1,750	1,750
MEALS	62924		65	1,250	1,250
MILEAGE	62926		321	1,250	1,250
TRAVEL-OTHER(NON-REPT)	62928		6	750	750
COUNTY OVERHEAD A87/CP	75315	14,423	18,963	18,898	18,897
TOTAL OPERATING EXPENSES		**1,229,146**	**1,074,802**	**1,398,320**	**1,398,319**
OPERATING INCOME (LOSS)		**-148,309**	**-24,237**	**-35,324**	**-35,323**
NON-OPERATING REVENUES (EXPENSES)					
INTEREST	40430	5,891	3,845	3,000	3,000
TOTAL NON-OPERATING REVENUES (EXPENSES)		**5,891**	**3,845**	**3,000**	**3,000**
INCOME BEFORE CAPITAL CONTRIBUTIONS AND TRANSFERS		**-142,418**	**-20,392**	**-32,324**	**-32,323**
CHANGE IN NET ASSETS		**-142,418**	**-20,392**	**-32,324**	**-32,323**
NET ASSETS - BEGINNING BALANCE		-429,745	-572,163	-592,555	-592,555
NET ASSETS - ENDING BALANCE		**-572,163**	**-592,555**	**-624,879**	**-624,878**

STATE CONTROLLER SCHEDULES
COUNTY BUDGET ACT
JANUARY 2010 EDITION, REVISION #1

SCHEDULE 10

COUNTY OF SANTA CRUZ
OPERATION OF INTERNAL SERVICE FUND
FISCAL YEAR 2019-20

FUND TITLE PUBLIC WORKS -ISF
SERVICE ACTIVITY PUBLIC WORKS -ISF
FUND 60-105

Operating Detail		2017-18 Actuals	2018-19 Actual [x] Estimated [ ]	2019-20 Recommended Budget	2019-20 Adopted by the Board of Supervisors
OPERATING REVENUES					
RENTS & CONCESSIONS	40440	48,491	49,173	50,000	50,000
SUPP ROLL ASSESSMENT FEE	41208		-70,826		
SCCRDA SERVICES	41350	40,000	5,000	1,000	1,000
OTHER CHARGES CURRENT SERVICES	42047	154,785	144,352	150,000	150,000
COUNTY GARAGE SERVICES	42104	785,893	844,258	821,466	821,466
JOB COST BILLINGS ONLY	42108	36,898,197	42,327,979	45,625,072	48,619,884
OTHER OPERATION INCOME	42110	170			
NSF CHECKS	42380	92	-50	-5,000	-5,000
NSF CHECKS-RETURNED CHECK FEES	42381	1,101	890	1,500	1,500
OTHER REVENUE	42384	4,248	407,412		
TOTAL OPERATING REVENUES		**37,932,977**	**43,708,188**	**46,644,038**	**49,638,850**
OPERATING EXPENSES					
REGULAR PAY-PERMANENT	51000	18,858,124	19,960,100	23,118,206	23,180,648
OVERTIME PAY-PERMANENT	51005	425,763	375,194	375,000	375,000
REGULAR PAY-EXTRA HELP	51010	240,375	243,832	275,000	275,000
DIFFERENTIAL PAY	51040	334,660	324,011	345,000	345,000
OASDI-SOCIAL SECURITY	52010	1,465,581	1,554,483	1,738,162	1,742,938
PERS	52015	3,545,554	4,051,599	5,481,906	5,496,830
EMPLOYEE INSURANCE & BENEFITS	53010	3,737,138	3,851,126	4,960,354	4,971,024
UNEMPLOYMENT INSURANCE	53015	11,551	25,043	37,230	37,230
WORKERS COMPENSATION INSURANCE	54010	1,409,252	1,421,756	1,368,962	1,368,962
MAINT-OFFICE EQUIPMNT-SERVICES	61725	4,440	7,139	5,000	5,000
DUPLICATING SERVICES	62214		436		
DPW SERVICES-GENERAL MONEY	62330	7,580	60,712	200,000	3,107,761
PROF & SPECIAL SERV-OTHER	62381		500		
INVENTORY MATERIALS PURCHASED	62842	-8,504	56,379	100,000	100,000
EDUCATION & TRAINING(REPT)	62914		1,935		
DEPRECIATION AUTO	74910	87,772	139,489	288,317	288,317
DEPRECIATION EQUIPMENT	74920	65,085	41,753	78,734	78,734
DEPRECIATION STRUCT & IMP	74940	100,601	-10,005	120,349	120,349
COUNTY OVERHEAD A87/CP	75315				4,231
DEPT OVERHEAD COSTS-1099	75320	2,028,450	1,586,643	3,541,321	3,543,591
DIV OVERHEAD COSTS-1099	75321	5,681,549	6,158,131	4,146,688	4,174,725
TOTAL OPERATING EXPENSES		**37,994,971**	**39,850,256**	**46,180,229**	**49,215,340**
OPERATING INCOME (LOSS)		**-61,994**	**3,857,932**	**463,809**	**423,510**
NON-OPERATING REVENUES (EXPENSES)					
INTEREST ON LEASE PURCHASES	74420	-1,462	-1,670	-3,000	-3,000
TOTAL NON-OPERATING REVENUES (EXPENSES)		**-1,462**	**-1,670**	**-3,000**	**-3,000**
INCOME BEFORE CAPITAL CONTRIBUTIONS AND TRANSFERS		**-63,456**	**3,856,262**	**460,809**	**420,510**
OPERATING TRANSFER IN	42462		265,000		
CHANGE IN NET ASSETS		**-63,456**	**4,121,262**	**460,809**	**420,510**
NET ASSETS - BEGINNING BALANCE		-40,603,231	-40,666,687	-36,545,425	-36,545,425

COUNTY OF SANTA CRUZ
OPERATION OF INTERNAL SERVICE FUND
FISCAL YEAR 2019-20

FUND TITLE **PUBLIC WORKS -ISF**
SERVICE ACTIVITY **PUBLIC WORKS -ISF**
FUND **60-105**

Operating Detail		2017-18 Actuals	2018-19 Actual [x] Estimated [ ]	2019-20 Recommended Budget	2019-20 Adopted by the Board of Supervisors
NET ASSETS - ENDING BALANCE		**-40,666,687**	**-36,545,425**	**-36,084,616**	**-36,124,915**
PRINCIPAL ON LEASE PURCHASES	74230	5,994	6,392	7,000	7,000
PRINCIPAL-ISF/ENT OFFSET	74240	-5,994	-5,666	-7,000	-7,000
BUILDINGS AND IMPROVEMENTS	86110	153,479	51,552	150,000	150,000
STRUCT AND IMPRVMNTS-ISF OFFST	86111	-153,479	-81,510	-150,000	-150,000
EQUIPMENT	86204	62,157	6,585	297,000	297,000
MOBILE EQUIPMENT	86209	364,490	1,064,582	537,000	972,319
EQUIPMENT - ISF OFFSET	86250	-426,647	-1,071,166	-834,000	-1,269,319

Enterprise Funds

STATE CONTROLLER SCHEDULES
COUNTY BUDGET ACT
JANUARY 2010 EDITION, REVISION #1

SCHEDULE 11

COUNTY OF SANTA CRUZ
OPERATION OF ENTERPRISE FUND
FISCAL YEAR 2019-20

FUND TITLE BOULDER CREEK CSA #7
SERVICE ACTIVITY BRD GOV SP DIST HEALTH-SANITAT
FUND/INDEX 50-105/625105

Operating Detail		2017-18 Actuals	2018-19 Actual [x] Estimated [ ]	2019-20 Recommended Budget	2019-20 Adopted by the Board of Supervisors
OPERATING REVENUES					
CONNECTION FEES	41842	2,015			
SEPTIC PUMP INSPECTION FEES	41862	24,697			
SEWER SERVICE CHARGE	41866	464,304	510,949	527,409	527,409
TOTAL OPERATING REVENUES		**491,016**	**510,949**	**527,409**	**527,409**
OPERATING EXPENSES					
DPW SERVICES-GENERAL MONEY	62330	309,912	475,679	367,722	372,529
DEPRECIATION EQUIPMENT	74920	6,092	5,232	2,435	2,435
DEPRECIATION PUMPS	74930		3,811		
DEPRECIATION STORAGE TANKS	74935		21,660		
DEPRECIATION STRUCT & IMP	74940	67,572	39,814	78,033	78,033
TOTAL OPERATING EXPENSES		**383,576**	**546,196**	**448,190**	**452,997**
OPERATING INCOME (LOSS)		**107,440**	**-35,247**	**79,219**	**74,412**
NON-OPERATING REVENUES (EXPENSES)					
INTEREST	40430	12,238	21,815	9,000	9,000
ST-NATURAL DISASTER ASSISTANCE	40810	2,442			
FED-FEMA	41093	8,816			
TOTAL NON-OPERATING REVENUES (EXPENSES)		**23,496**	**21,815**	**9,000**	**9,000**
INCOME BEFORE CAPITAL CONTRIBUTIONS AND TRANSFERS		**130,936**	**-13,432**	**88,219**	**83,412**
CHANGE IN NET ASSETS		**130,936**	**-13,432**	**88,219**	**83,412**
NET ASSETS - BEGINNING BALANCE		1,632,628	1,763,564	1,750,132	1,750,132
NET ASSETS - ENDING BALANCE		**1,763,564**	**1,750,132**	**1,838,351**	**1,833,544**
BUILDINGS AND IMPROVEMENTS	86110	108,359	4,998	1,211,147	1,211,147
STRUCT AND IMPRVMNTS-ISF OFFST	86111	-108,451	-4,998	-1,211,147	-1,211,147

STATE CONTROLLER SCHEDULES
COUNTY BUDGET ACT
JANUARY 2010 EDITION, REVISION #1

SCHEDULE 11

COUNTY OF SANTA CRUZ
OPERATION OF ENTERPRISE FUND
FISCAL YEAR 2019-20

FUND TITLE CO DISPOSAL SITES CSA #9C-CAP
SERVICE ACTIVITY BRD GOV SP DIST HEALTH-SANITAT
FUND/INDEX 50-110/625110

Operating Detail		2017-18 Actuals	2018-19 Actual [x] Estimated [ ]	2019-20 Recommended Budget	2019-20 Adopted by the Board of Supervisors
OPERATING REVENUES					
ENCROACHMENT FEES	41570	6,721			
REFUSE DISPOSAL FEES	41846	9,365,129	9,073,675	8,250,000	8,250,000
OTHER WASTE HAULER PAYMENTS	41847	1,676,858	2,399,276	3,255,000	3,255,000
DISTRICT SERVICE CHARGES	42024	3,197,431	3,197,966	3,195,000	3,195,000
OTHER CHARGES CURRENT SERVICES	42047	85,353	86,655	80,000	80,000
NSF CHECKS	42380	1,212	22		
OTHER REVENUE	42384	407,315	193,911	351,230	351,230
TOTAL OPERATING REVENUES		**14,740,019**	**14,951,505**	**15,131,230**	**15,131,230**
OPERATING EXPENSES					
MAINT-OFFICE EQUIPMNT-SERVICES	61725	30	21	100	100
DPW SERVICES-GENERAL MONEY	62330	11,881,239	14,623,715	16,900,400	16,982,919
DEPRECIATION AUTO	74910	105,825	195,327	82,729	82,729
DEPRECIATION EQUIPMENT	74920	30,753	76,120	264,766	264,766
DEPRECIATION STRUCT & IMP	74940	1,261,150	1,256,652	1,149,308	1,149,308
CONTRIB TO TRUST/AGENCY FUND	75233	78,174			
TOTAL OPERATING EXPENSES		**13,357,171**	**16,151,835**	**18,397,303**	**18,479,822**
OPERATING INCOME (LOSS)		**1,382,848**	**-1,200,330**	**-3,266,073**	**-3,348,592**
NON-OPERATING REVENUES (EXPENSES)					
INTEREST	40430	64,844	137,645	40,000	40,000
ST-OTHER	40894	147,450	153,507	113,800	113,800
CONTR FR OTHER GOVT AGENCIES	41150	291,787	262,476	200,000	200,000
GAIN ON SALE OF FIXED ASSET	42451		47,000		
INTEREST ON COPS	74415	-231,221	-233,425	-234,600	-234,600
INTEREST ON LEASE PURCHASES	74420	-336	-22,137	-44,917	-44,917
LOSS ON DISP OF FIXED ASSETS	75400		-238,301		
TOTAL NON-OPERATING REVENUES (EXPENSES)		**272,524**	**106,765**	**74,283**	**74,283**
INCOME BEFORE CAPITAL CONTRIBUTIONS AND TRANSFERS		**1,655,372**	**-1,093,565**	**-3,191,790**	**-3,274,309**
OPERATING TRANSFERS OUT	90000	-172,122	-261,955	-130,000	-130,000
CHANGE IN NET ASSETS		**1,483,250**	**-1,355,520**	**-3,321,790**	**-3,404,309**
NET ASSETS - BEGINNING BALANCE		5,385,935	6,869,185	5,513,665	5,513,665
NET ASSETS - ENDING BALANCE		**6,869,185**	**5,513,665**	**2,191,875**	**2,109,356**
PRINCIPAL ON LEASE PURCHASES	74230	1,275	1,794	156,342	156,342
PRINCIPAL ON COPS/NOTES	74225	240,000	250,000	250,000	250,000
PRINCIPAL-ISF/ENT OFFSET	74240	-241,422	-251,424	-406,342	-406,342
BUILDINGS AND IMPROVEMENTS	86110	104,123	295,278	750,000	750,000
STRUCT AND IMPRVMNTS-ISF OFFST	86111	-104,123	-295,278	-750,000	-750,000
EQUIPMENT	86204	164,625	2,369,656	191,080	1,449,217
MOBILE EQUIPMENT	86209	56,340	171,998	193,500	283,964
EQUIPMENT - ISF OFFSET	86250	-220,964	-2,546,031	-384,580	-1,733,181

STATE CONTROLLER SCHEDULES
COUNTY BUDGET ACT
JANUARY 2010 EDITION, REVISION #1

SCHEDULE 11

COUNTY OF SANTA CRUZ
OPERATION OF ENTERPRISE FUND
FISCAL YEAR 2019-20

FUND TITLE BEN LOMOND CLOSURE/POST CLOSUR
SERVICE ACTIVITY BRD GOV SP DIST HEALTH-SANITAT
FUND/INDEX 50-120/650120

Operating Detail		2017-18 Actuals	2018-19 Actual [x] Estimated [ ]	2019-20 Recommended Budget	2019-20 Adopted by the Board of Supervisors
NON-OPERATING REVENUES (EXPENSES)					
INTEREST	40430	2,619	4,431		
TOTAL NON-OPERATING REVENUES (EXPENSES)		**2,619**	**4,431**	**0**	**0**
INCOME BEFORE CAPITAL CONTRIBUTIONS AND TRANSFERS		**2,619**	**4,431**		
OPERATING TRANSFER IN	42462	2,000	5,000	5,000	5,000
CHANGE IN NET ASSETS		**4,619**	**9,431**	**5,000**	**5,000**
NET ASSETS - BEGINNING BALANCE					
NET ASSETS - ENDING BALANCE					
BUILDINGS AND IMPROVEMENTS	86110	2,119			

STATE CONTROLLER SCHEDULES
COUNTY BUDGET ACT
JANUARY 2010 EDITION, REVISION #1

SCHEDULE 11

COUNTY OF SANTA CRUZ
OPERATION OF ENTERPRISE FUND
FISCAL YEAR 2019-20

FUND TITLE BUENA VISTA CLOSURE/POST CLOSU
SERVICE ACTIVITY BRD GOV SP DIST HEALTH-SANITAT
FUND/INDEX 50-121/650121

Operating Detail		2017-18 Actuals	2018-19 Actual [x] Estimated [ ]	2019-20 Recommended Budget	2019-20 Adopted by the Board of Supervisors
NON-OPERATING REVENUES (EXPENSES)					
INTEREST	40430	80,510	138,851	125,000	125,000
TOTAL NON-OPERATING REVENUES (EXPENSES)		**80,510**	**138,851**	**125,000**	**125,000**
INCOME BEFORE CAPITAL CONTRIBUTIONS AND TRANSFERS		**80,510**	**138,851**	**125,000**	**125,000**
OPERATING TRANSFER IN	42462	170,122	256,955	125,000	125,000
CHANGE IN NET ASSETS		**250,632**	**395,806**	**250,000**	**250,000**
NET ASSETS - BEGINNING BALANCE					
NET ASSETS - ENDING BALANCE					

STATE CONTROLLER SCHEDULES
COUNTY BUDGET ACT
JANUARY 2010 EDITION, REVISION #1

SCHEDULE 11

COUNTY OF SANTA CRUZ
OPERATION OF ENTERPRISE FUND
FISCAL YEAR 2019-20

FUND TITLE DAVENPORT CO SAN DIST-CONSTRUC
SERVICE ACTIVITY BRD GOV SP DIST HEALTH-SANITAT
FUND/INDEX 50-125/625125

Operating Detail		2017-18 Actuals	2018-19 Actual [x] Estimated [ ]	2019-20 Recommended Budget	2019-20 Adopted by the Board of Supervisors
OPERATING REVENUES					
PROPERTY TAX-CURRENT SEC-GEN	40100	33,593	38,169	34,923	34,923
PROPERTY TAX-CURRENT UNSEC-GEN	40110	662	779	650	650
PROPERTY TAX-PRIOR UNSEC-GEN	40130	36	64	42	42
PENALTIES FOR DEL TAXES-SEE441	40142	4		4	4
REDMPTN PNLT -DELTXS-SEE 44143	40143	7		6	6
SUPP PROP TAX-CURRENT SEC	40150	577	852	425	425
SUPP PROP TAX-CURRENT UNSEC	40151	11	36	16	16
SUPP PROP TAX-PRIOR SEC	40160	28	15	25	25
SUPP PROP TAX-PRIOR UNSEC	40161	6	9	14	14
SEPTIC PUMP INSPECTION FEES	41862	13,455			
SEWER SERVICE CHARGE	41866	252,924	281,404	288,943	288,943
WATER SERVICES	42068	226,902	241,610	235,142	235,142
OTHER REVENUE	42384		1,413,168		
PENALTIES FOR DELINQUENT TAXES	44142		2		
REDMPTN PNLTIES FOR DELINQ TXS	44143		3		
TOTAL OPERATING REVENUES		**528,205**	**1,976,111**	**560,190**	**560,190**
OPERATING EXPENSES					
DPW SERVICES-GENERAL MONEY	62330	414,254	375,962	406,154	420,417
DEPRECIATION PUMPS	74930		148,764		
DEPRECIATION STORAGE TANKS	74935		164,537		
DEPRECIATION STRUCT & IMP	74940	168,327	-143,815	292,691	292,691
TOTAL OPERATING EXPENSES		**582,581**	**545,448**	**698,845**	**713,108**
OPERATING INCOME (LOSS)		**-54,376**	**1,430,663**	**-138,655**	**-152,918**
NON-OPERATING REVENUES (EXPENSES)					
INTEREST	40430	-4,354	-40,241	-9,041	-9,041
ST-NATURAL DISASTER ASSISTANCE	40810	6,928			
ST-HOMEOWNERS' PROP TAX RELIEF	40830	212	227	204	204
ST-WATER RESOURCES CNTL BD	40893	2,183,391	655,099		
ST-OTHER	40894		160,796		
FED-FEMA	41093	25,252			
FED-MISC GRANTS	41095	187,028			
INTEREST ON LONG-TERM DEBT	74425	3,385	3,163	2,230	2,230
TOTAL NON-OPERATING REVENUES (EXPENSES)		**2,401,842**	**779,044**	**-6,607**	**-6,607**
INCOME BEFORE CAPITAL CONTRIBUTIONS AND TRANSFERS		**2,347,466**	**2,209,707**	**-145,262**	**-159,525**
OPERATING TRANSFERS OUT	90000	-11,246	-10,800	-10,805	-10,805
CHANGE IN NET ASSETS		**2,336,220**	**2,854,006**	**-156,067**	**-170,330**
NET ASSETS - BEGINNING BALANCE		4,499,980	6,836,200	9,690,206	9,690,206
NET ASSETS - ENDING BALANCE		**6,836,200**	**9,690,206**	**9,534,139**	**9,519,876**
PRINCIPAL ON LONG-TERM DEBT	74110	21,970	22,563	23,164	23,164
PRINCIPAL-ISF/ENT OFFSET	74240	-31,478	-23,636	-23,164	-23,164
BUILDINGS AND IMPROVEMENTS	86110	2,282,977	2,537,477	109,000	117,409
STRUCT AND IMPRVMNTS-ISF OFFST	86111	-2,282,977	-2,537,477	-109,000	-117,409

STATE CONTROLLER SCHEDULES
COUNTY BUDGET ACT
JANUARY 2010 EDITION, REVISION #1

SCHEDULE 11

COUNTY OF SANTA CRUZ
OPERATION OF ENTERPRISE FUND
FISCAL YEAR 2019-20

FUND TITLE DAVENPORT DAVIS-GRUNSKY LOAN D
SERVICE ACTIVITY BRD GOV SP DIST HEALTH-SANITAT
FUND/INDEX 33-155/136416

Operating Detail		2017-18 Actuals	2018-19 Actual [x] Estimated [ ]	2019-20 Recommended Budget	2019-20 Adopted by the Board of Supervisors
NON-OPERATING REVENUES (EXPENSES)					
INTEREST	40430	63	6		
INTEREST ON LONG-TERM DEBT	74425	1,579	1,338	772	772
TOTAL NON-OPERATING REVENUES (EXPENSES)		**-1,516**	**-1,332**	**-772**	**-772**
INCOME BEFORE CAPITAL CONTRIBUTIONS AND TRANSFERS		**-11,024**	**-1,332**	**-772**	**-772**
OPERATING TRANSFER IN	42462	11,246	10,800	10,805	10,805
CHANGE IN NET ASSETS		**222**	**9,468**	**10,033**	**10,033**
NET ASSETS - BEGINNING BALANCE					
NET ASSETS - ENDING BALANCE					
PRINCIPAL ON LONG-TERM DEBT	74110	9,508	9,787	10,033	10,033
PRINCIPAL-ISF/ENT OFFSET	74240		-9,787	-10,033	-10,033

STATE CONTROLLER SCHEDULES
COUNTY BUDGET ACT
JANUARY 2010 EDITION, REVISION #1

SCHEDULE 11

COUNTY OF SANTA CRUZ
OPERATION OF ENTERPRISE FUND
FISCAL YEAR 2019-20

FUND TITLE FREEDOM CO SANITATION DISTRICT
SERVICE ACTIVITY BRD GOV SP DIST HEALTH-SANITAT
FUND/INDEX 50-130/625130

Operating Detail		2017-18 Actuals	2018-19 Actual [x] Estimated [ ]	2019-20 Recommended Budget	2019-20 Adopted by the Board of Supervisors
OPERATING REVENUES					
SEPTIC PUMP INSPECTION FEES	41862	46,294			
SEWER SERVICE CHARGE	41866	870,852	988,340	1,060,606	1,060,606
TOTAL OPERATING REVENUES		**917,146**	**988,340**	**1,060,606**	**1,060,606**
OPERATING EXPENSES					
DPW SERVICES-GENERAL MONEY	62330	696,287	523,565	972,100	972,100
DEPRECIATION PUMPS	74930		146,067		
DEPRECIATION STORAGE TANKS	74935		135,380		
DEPRECIATION STRUCT & IMP	74940	210,881	-71,463	298,289	298,289
TOTAL OPERATING EXPENSES		**907,168**	**733,549**	**1,270,389**	**1,270,389**
OPERATING INCOME (LOSS)		**9,978**	**254,791**	**-209,783**	**-209,783**
NON-OPERATING REVENUES (EXPENSES)					
INTEREST	40430	2,941	10,358	2,000	2,000
FED-MISC GRANTS	41095			4,492,628	4,492,628
TOTAL NON-OPERATING REVENUES (EXPENSES)		**2,941**	**10,358**	**4,494,628**	**4,494,628**
INCOME BEFORE CAPITAL CONTRIBUTIONS AND TRANSFERS		**12,919**	**265,149**	**4,284,845**	**4,284,845**
OPERATING TRANSFER IN	42462		153,066		
OPERATING TRANSFERS OUT	90000	-100,000		-9,673,072	-9,673,072
INCOME BEFORE CAPITAL CONTRIBUTIONS AND TRANSFERS		**-87,081**	**418,215**	**-5,388,227**	**-5,388,227**
CHANGE IN NET ASSETS		**-87,081**	**418,215**	**-5,388,227**	**-5,388,227**
NET ASSETS - BEGINNING BALANCE		6,353,560	6,266,479	6,684,694	6,684,694
NET ASSETS - ENDING BALANCE		**6,266,479**	**6,684,694**	**1,296,467**	**1,296,467**
LOAN PROCEEDS	42506			4,497,000	4,497,000
LOAN PROCEEDS OFFSET-ISF/ENT F	42507			-4,497,000	-4,497,000

STATE CONTROLLER SCHEDULES
COUNTY BUDGET ACT
JANUARY 2010 EDITION, REVISION #1

SCHEDULE 11

COUNTY OF SANTA CRUZ
OPERATION OF ENTERPRISE FUND
FISCAL YEAR 2019-20

FUND TITLE FREEDOM CO SAN DIST EXPAN CONS
SERVICE ACTIVITY BRD GOV SP DIST HEALTH-SANITAT
FUND/INDEX 50-140/625140

Operating Detail		2017-18 Actuals	2018-19 Actual [x] Estimated [ ]	2019-20 Recommended Budget	2019-20 Adopted by the Board of Supervisors
OPERATING REVENUES					
CONNECTION FEES	41842	18,600		5,000	5,000
COPY CHARGES	42020	60			
TOTAL OPERATING REVENUES		**18,660**	**0**	**5,000**	**5,000**
OPERATING EXPENSES					
DPW SERVICES-GENERAL MONEY	62330	187,671	37,238	90,000	98,723
TOTAL OPERATING EXPENSES		**187,671**	**37,238**	**90,000**	**98,723**
OPERATING INCOME (LOSS)		**-169,011**	**-37,238**	**-85,000**	**-93,723**
NON-OPERATING REVENUES (EXPENSES)					
INTEREST	40430	19,456	27,802	10,000	10,000
TOTAL NON-OPERATING REVENUES (EXPENSES)		**19,456**	**27,802**	**10,000**	**10,000**
INCOME BEFORE CAPITAL CONTRIBUTIONS AND TRANSFERS		**-149,555**	**-9,436**	**-75,000**	**-83,723**
OPERATING TRANSFER IN	42462	100,000	-153,066	9,673,072	9,673,072
CHANGE IN NET ASSETS		**-49,555**	**-162,502**	**9,598,072**	**9,589,349**
NET ASSETS - BEGINNING BALANCE					
NET ASSETS - ENDING BALANCE					
BUILDINGS AND IMPROVEMENTS	86110	60,667	895,421	9,680,508	9,997,401
STRUCT AND IMPRVMNTS-ISF OFFST	86111	-60,667	-895,421	-9,680,508	-9,997,401

STATE CONTROLLER SCHEDULES
COUNTY BUDGET ACT
JANUARY 2010 EDITION, REVISION #1

SCHEDULE 11

COUNTY OF SANTA CRUZ
OPERATION OF ENTERPRISE FUND
FISCAL YEAR 2019-20

FUND TITLE GRAHAM HILL CSA #57(see 22175)
SERVICE ACTIVITY BRD GOV SP DIST HEALTH-SANITAT
FUND/INDEX 50-141/625141

Operating Detail		2017-18 Actuals	2018-19 Actual [x] Estimated [ ]	2019-20 Recommended Budget	2019-20 Adopted by the Board of Supervisors
INCOME BEFORE CAPITAL CONTRIBUTIONS AND TRANSFERS		**0**	**0**	**0**	**0**
OPERATING TRANSFERS OUT	90000	-338,271			
CHANGE IN NET ASSETS		**-338,271**	**0**	**0**	**0**
NET ASSETS - BEGINNING BALANCE		338,271			
NET ASSETS - ENDING BALANCE		**0**	**0**	**0**	**0**

STATE CONTROLLER SCHEDULES
COUNTY BUDGET ACT
JANUARY 2010 EDITION, REVISION #1

SCHEDULE 11

COUNTY OF SANTA CRUZ
OPERATION OF ENTERPRISE FUND
FISCAL YEAR 2019-20

FUND TITLE PLACE DE MER CSA #2
SERVICE ACTIVITY BRD GOV SP DIST HEALTH-SANITAT
FUND/INDEX 50-143/625143

Operating Detail		2017-18 Actuals	2018-19 Actual [x] Estimated [ ]	2019-20 Recommended Budget	2019-20 Adopted by the Board of Supervisors
OPERATING REVENUES					
DISTRICT SERVICE CHARGES	42024	91,681	94,340	98,585	98,585
TOTAL OPERATING REVENUES		**91,681**	**94,340**	**98,585**	**98,585**
OPERATING EXPENSES					
DPW SERVICES-GENERAL MONEY	62330	155,918	159,871	151,480	151,480
DEPRECIATION STORAGE TANKS	74935		11,084		
DEPRECIATION STRUCT & IMP	74940	5,542	-5,542	5,542	5,542
TOTAL OPERATING EXPENSES		**161,460**	**165,413**	**157,022**	**157,022**
OPERATING INCOME (LOSS)		**-69,779**	**-71,073**	**-58,437**	**-58,437**
NON-OPERATING REVENUES (EXPENSES)					
INTEREST	40430	6,379	8,741	4,500	4,500
ST-NATURAL DISASTER ASSISTANCE	40810	528	59		
FED-FEMA	41093	2,347			
TOTAL NON-OPERATING REVENUES (EXPENSES)		**9,254**	**8,800**	**4,500**	**4,500**
INCOME BEFORE CAPITAL CONTRIBUTIONS AND TRANSFERS		**-60,525**	**-62,273**	**-53,937**	**-53,937**
CHANGE IN NET ASSETS		**-60,525**	**-62,273**	**-53,937**	**-53,937**
NET ASSETS - BEGINNING BALANCE		639,596	579,071	516,798	516,798
NET ASSETS - ENDING BALANCE		**579,071**	**516,798**	**462,861**	**462,861**
BUILDINGS AND IMPROVEMENTS	86110	39,025	26,338	298,553	298,553
STRUCT AND IMPRVMNTS-ISF OFFST	86111	-39,025	-26,338	-298,553	-298,553

STATE CONTROLLER SCHEDULES
COUNTY BUDGET ACT
JANUARY 2010 EDITION, REVISION #1

SCHEDULE 11

COUNTY OF SANTA CRUZ
OPERATION OF ENTERPRISE FUND
FISCAL YEAR 2019-20

FUND TITLE ROLLING WOODS CSA #10
SERVICE ACTIVITY BRD GOV SP DIST HEALTH-SANITAT
FUND/INDEX 50-170/625170

Operating Detail		2017-18 Actuals	2018-19 Actual [x] Estimated [ ]	2019-20 Recommended Budget	2019-20 Adopted by the Board of Supervisors
OPERATING REVENUES					
ASSMNT DST BUY-IN CNNCT FEES	41841	2,947	2,947		
CONNECTION FEES	41842	8,000	64,379		
SEPTIC PUMP INSPECTION FEES	41862	3,660			
SEWER SERVICE CHARGE	41866	68,815	36,804	38,460	38,460
TOTAL OPERATING REVENUES		**83,422**	**104,130**	**38,460**	**38,460**
OPERATING EXPENSES					
DPW SERVICES-GENERAL MONEY	62330	23,248	11,889	43,798	43,798
DEPRECIATION PUMPS	74930		11,829		
DEPRECIATION STORAGE TANKS	74935		2,701		
DEPRECIATION STRUCT & IMP	74940	9,019	-5,511	9,020	9,020
TOTAL OPERATING EXPENSES		**32,267**	**20,908**	**52,818**	**52,818**
OPERATING INCOME (LOSS)		**51,155**	**83,222**	**-14,358**	**-14,358**
NON-OPERATING REVENUES (EXPENSES)					
INTEREST	40430	8,915	14,506	6,400	6,400
TOTAL NON-OPERATING REVENUES (EXPENSES)		**8,915**	**14,506**	**6,400**	**6,400**
INCOME BEFORE CAPITAL CONTRIBUTIONS AND TRANSFERS		**60,070**	**97,728**	**-7,958**	**-7,958**
CHANGE IN NET ASSETS		**60,070**	**97,728**	**-7,958**	**-7,958**
NET ASSETS - BEGINNING BALANCE		737,426	797,496	895,224	895,224
NET ASSETS - ENDING BALANCE		**797,496**	**895,224**	**887,266**	**887,266**
BUILDINGS AND IMPROVEMENTS	86110			686,728	686,728
STRUCT AND IMPRVMNTS-ISF OFFST	86111			-686,728	-686,728

STATE CONTROLLER SCHEDULES
COUNTY BUDGET ACT
JANUARY 2010 EDITION, REVISION #1

SCHEDULE 11

COUNTY OF SANTA CRUZ
OPERATION OF ENTERPRISE FUND
FISCAL YEAR 2019-20

FUND TITLE SAND DOLLAR BEACH CSA #5
SERVICE ACTIVITY BRD GOV SP DIST HEALTH-SANITAT
FUND/INDEX 50-200/625200

Operating Detail		2017-18 Actuals	2018-19 Actual [x] Estimated [ ]	2019-20 Recommended Budget	2019-20 Adopted by the Board of Supervisors
OPERATING REVENUES					
SEPTIC PUMP INSPECTION FEES	41862	14,015			
SEWER SERVICE CHARGE	41866	263,491	285,556	299,899	299,899
TOTAL OPERATING REVENUES		**277,506**	**285,556**	**299,899**	**299,899**
OPERATING EXPENSES					
DPW SERVICES-GENERAL MONEY	62330	281,643	298,667	140,550	141,451
DEPRECIATION STRUCT & IMP	74940	31,503	31,503	25,119	25,119
TOTAL OPERATING EXPENSES		**313,146**	**330,170**	**165,669**	**166,570**
OPERATING INCOME (LOSS)		**-35,640**	**-44,614**	**134,230**	**133,329**
NON-OPERATING REVENUES (EXPENSES)					
INTEREST	40430	3,976	5,694	2,200	2,200
ST-HOMEOWNERS' PROP TAX RELIEF	40830			656	656
TOTAL NON-OPERATING REVENUES (EXPENSES)		**3,976**	**5,694**	**2,856**	**2,856**
INCOME BEFORE CAPITAL CONTRIBUTIONS AND TRANSFERS		**-31,664**	**-38,920**	**137,086**	**136,185**
CHANGE IN NET ASSETS		**-31,664**	**-38,920**	**137,086**	**136,185**
NET ASSETS - BEGINNING BALANCE		820,066	788,402	749,482	749,482
NET ASSETS - ENDING BALANCE		**788,402**	**749,482**	**886,568**	**885,667**
BUILDINGS AND IMPROVEMENTS	86110			322,702	322,702
STRUCT AND IMPRVMNTS-ISF OFFST	86111			-322,702	-322,702

STATE CONTROLLER SCHEDULES
COUNTY BUDGET ACT
JANUARY 2010 EDITION, REVISION #1

SCHEDULE 11

COUNTY OF SANTA CRUZ
OPERATION OF ENTERPRISE FUND
FISCAL YEAR 2019-20

FUND TITLE SEPTIC TANK MAINT CSA # 12
SERVICE ACTIVITY BRD GOV SP DIST HEALTH-SANITAT
FUND/INDEX 50-215/133607

Operating Detail		2017-18 Actuals	2018-19 Actual [x] Estimated [ ]	2019-20 Recommended Budget	2019-20 Adopted by the Board of Supervisors
OPERATING REVENUES					
NON STANDARD SEPTIC INSPECTNS	41671	137,616	141,960	130,000	130,000
SANITARY SERVICES	41856	727,024	644,451	815,000	815,000
SEPTIC PUMP INSPECTION FEES	41862	160,159	160,207	160,000	160,000
TOTAL OPERATING REVENUES		**1,024,799**	**946,618**	**1,105,000**	**1,105,000**
OPERATING EXPENSES					
ACCOUNTING AND AUDITING FEES	62301	500	500	500	500
HSA-INTERDEPARTMENT	62350	114,842	157,885	400,000	400,000
SPECIAL MISC EXPENSE-SERVICES	62856	1,000	1,360	1,500	1,500
WASTE DISPOSAL	63010	665,400	684,667	815,000	815,000
DEPRECIATION EQUIPMENT	74920	2,934			
COUNTY OVERHEAD A87/CP	75315	-7,431	-410		500
TOTAL OPERATING EXPENSES		**777,245**	**844,002**	**1,217,000**	**1,217,500**
OPERATING INCOME (LOSS)		**247,554**	**102,616**	**-112,000**	**-112,500**
NON-OPERATING REVENUES (EXPENSES)					
INTEREST	40430	5,999	14,981	8,000	8,000
TOTAL NON-OPERATING REVENUES (EXPENSES)		**5,999**	**14,981**	**8,000**	**8,000**
INCOME BEFORE CAPITAL CONTRIBUTIONS AND TRANSFERS		**253,553**	**117,597**	**-104,000**	**-104,500**
CHANGE IN NET ASSETS		**253,553**	**117,597**	**-104,000**	**-104,500**
NET ASSETS - BEGINNING BALANCE		1,034,010	1,287,563	1,405,160	1,405,160
NET ASSETS - ENDING BALANCE		**1,287,563**	**1,405,160**	**1,301,160**	**1,300,660**

STATE CONTROLLER SCHEDULES
COUNTY BUDGET ACT
JANUARY 2010 EDITION, REVISION #1

SCHEDULE 11

COUNTY OF SANTA CRUZ
OPERATION OF ENTERPRISE FUND
FISCAL YEAR 2019-20

FUND TITLE SEPTIC TANK MAINT CSA#12 CAP
SERVICE ACTIVITY BRD GOV SP DIST HEALTH-SANITAT
FUND/INDEX 50-220/133609

Operating Detail		2017-18 Actuals	2018-19 Actual [x] Estimated [ ]	2019-20 Recommended Budget	2019-20 Adopted by the Board of Supervisors
OPERATING EXPENSES					
ACCOUNTING AND AUDITING FEES	62301	125	125	125	125
FISCAL AGENTS FEES	62345	612	574	612	612
TOTAL OPERATING EXPENSES		**737**	**699**	**737**	**737**
OPERATING INCOME (LOSS)		**-737**	**-699**	**-737**	**-737**
NON-OPERATING REVENUES (EXPENSES)					
INTEREST	40430	130	30	50	50
INTEREST LOAN PAYMENTS	40436	1,215	1,067	900	900
INTEREST ON LONG-TERM DEBT	74425	1,568	1,141	704	704
TOTAL NON-OPERATING REVENUES (EXPENSES)		**-223**	**-44**	**246**	**246**
INCOME BEFORE CAPITAL CONTRIBUTIONS AND TRANSFERS		**-960**	**-170**	**-491**	**-491**
OPERATING TRANSFER IN	42462	615	4,222		
CHANGE IN NET ASSETS		**-345**	**4,052**	**-491**	**-491**
NET ASSETS - BEGINNING BALANCE					
NET ASSETS - ENDING BALANCE					
PRIN/OTHER LOAN REPAYMENTS	42376	4,606	12,075	4,400	4,400
OFFSET-LOAN PRIN REPAYMTS	42377	-4,606	-11,502	-4,400	-4,400
PRINCIPAL ON LONG-TERM DEBT	74110	16,400	16,826	17,264	17,264
PRINCIPAL-ISF/ENT OFFSET	74240	-16,400	-16,826	-17,264	-17,264

STATE CONTROLLER SCHEDULES
COUNTY BUDGET ACT
JANUARY 2010 EDITION, REVISION #1

SCHEDULE 11

COUNTY OF SANTA CRUZ
OPERATION OF ENTERPRISE FUND
FISCAL YEAR 2019-20

FUND TITLE SEPTIC TANK CSA #12 ZONE A
SERVICE ACTIVITY BRD GOV SP DIST HEALTH-SANITAT
FUND/INDEX 50-225/133608

Operating Detail		2017-18 Actuals	2018-19 Actual [x] Estimated [ ]	2019-20 Recommended Budget	2019-20 Adopted by the Board of Supervisors
OPERATING REVENUES					
SEPTIC PUMP INSPECTION FEES	41862	243,840	244,673	240,000	240,000
TOTAL OPERATING REVENUES		**243,840**	**244,673**	**240,000**	**240,000**
OPERATING EXPENSES					
ACCOUNTING AND AUDITING FEES	62301	500	500	500	500
HSA-INTERDEPARTMENT	62350	146,506	276,244	472,708	472,708
PROF & SPECIAL SERV-OTHER	62381			10,000	10,000
SPECIAL MISC EXPENSE-SERVICES	62856			80,000	80,000
DEPRECIATION EQUIPMENT	74920		1,635		
COUNTY OVERHEAD A87/CP	75315	-1,568	-367	-367	528
TOTAL OPERATING EXPENSES		**145,438**	**278,012**	**562,841**	**563,736**
OPERATING INCOME (LOSS)		**98,402**	**-33,339**	**-322,841**	**-323,736**
NON-OPERATING REVENUES (EXPENSES)					
INTEREST	40430	9,934	19,365	10,000	10,000
TOTAL NON-OPERATING REVENUES (EXPENSES)		**9,934**	**19,365**	**10,000**	**10,000**
INCOME BEFORE CAPITAL CONTRIBUTIONS AND TRANSFERS		**108,336**	**-13,974**	**-312,841**	**-313,736**
OPERATING TRANSFERS OUT	90000	-615	-4,222		
CHANGE IN NET ASSETS		**107,721**	**-18,196**	**-312,841**	**-313,736**
NET ASSETS - BEGINNING BALANCE					
NET ASSETS - ENDING BALANCE					

STATE CONTROLLER SCHEDULES
COUNTY BUDGET ACT
JANUARY 2010 EDITION, REVISION #1

SCHEDULE 11

COUNTY OF SANTA CRUZ
OPERATION OF ENTERPRISE FUND
FISCAL YEAR 2019-20

FUND TITLE SUMMIT WEST CSA #54
SERVICE ACTIVITY BRD GOV SP DIST HEALTH-SANITAT
FUND/INDEX 50-226/625226

Operating Detail		2017-18 Actuals	2018-19 Actual [x] Estimated [ ]	2019-20 Recommended Budget	2019-20 Adopted by the Board of Supervisors
OPERATING REVENUES					
JOB COST BILLINGS ONLY	42108		139		
TOTAL OPERATING REVENUES		**0**	**139**	**0**	**0**
OPERATING EXPENSES					
DPW SERVICES-GENERAL MONEY	62330	319	2,136		
TOTAL OPERATING EXPENSES		**319**	**2,136**	**0**	**0**
OPERATING INCOME (LOSS)		**-319**	**-1,997**	**0**	**0**
NON-OPERATING REVENUES (EXPENSES)					
INTEREST	40430	26	21		
TOTAL NON-OPERATING REVENUES (EXPENSES)		**26**	**21**	**0**	**0**
INCOME BEFORE CAPITAL CONTRIBUTIONS AND TRANSFERS		**-293**	**-1,976**		
CHANGE IN NET ASSETS		**-293**	**-1,976**	**0**	**0**
NET ASSETS - BEGINNING BALANCE		2,268	1,975	-1	-1
NET ASSETS - ENDING BALANCE		**1,975**	**-1**	**-1**	**-1**

STATE CONTROLLER SCHEDULES
COUNTY BUDGET ACT
JANUARY 2010 EDITION, REVISION #1

SCHEDULE 11

COUNTY OF SANTA CRUZ
OPERATION OF ENTERPRISE FUND
FISCAL YEAR 2019-20

FUND TITLE TRESTLE BEACH CSA #20
SERVICE ACTIVITY BRD GOV SP DIST HEALTH-SANITAT
FUND/INDEX 50-230/625230

Operating Detail		2017-18 Actuals	2018-19 Actual [x] Estimated [ ]	2019-20 Recommended Budget	2019-20 Adopted by the Board of Supervisors
OPERATING REVENUES					
CONNECTION FEES	41842		400		
SEPTIC PUMP INSPECTION FEES	41862	2,460			
SEWER SERVICE CHARGE	41866	46,248	50,121	52,376	52,376
TOTAL OPERATING REVENUES		**48,708**	**50,521**	**52,376**	**52,376**
OPERATING EXPENSES					
DPW SERVICES-GENERAL MONEY	62330	53,463	51,340	65,736	66,874
TOTAL OPERATING EXPENSES		**53,463**	**51,340**	**65,736**	**66,874**
OPERATING INCOME (LOSS)		**-4,755**	**-819**	**-13,360**	**-14,498**
NON-OPERATING REVENUES (EXPENSES)					
INTEREST	40430	382	637	380	380
TOTAL NON-OPERATING REVENUES (EXPENSES)		**382**	**637**	**380**	**380**
INCOME BEFORE CAPITAL CONTRIBUTIONS AND TRANSFERS		**-4,373**	**-182**	**-12,980**	**-14,118**
CHANGE IN NET ASSETS		**-4,373**	**-182**	**-12,980**	**-14,118**
NET ASSETS - BEGINNING BALANCE		37,800	33,427	33,245	33,245
NET ASSETS - ENDING BALANCE		**33,427**	**33,245**	**20,265**	**19,127**
BUILDINGS AND IMPROVEMENTS	86110			2,540	2,540
STRUCT AND IMPRVMNTS-ISF OFFST	86111			-2,540	-2,540

This Page Intentionally Left Blank

Special District
Fund Summaries

COUNTY OF SANTA CRUZ
SPECIAL DISTRICTS AND OTHER AGENCIES SUMMARY
FISCAL YEAR 2019-20

District Name	Total Financing Sources				Total Financing Uses		
	Fund Balance Available June 30, 2019	Decreases to Obligated Fund Balances	Additional Financing Sources	Total Financing Sources	Financing Uses	Increases to Obligated Fund Balances	Total Financing Uses
BRD GOV SP DIST PUBLIC PROTECT							
COUNTY FIRE PROTECTION CSA #48	4,662	3,700	1,235,095	1,243,457	1,243,457		1,243,457
EXTENDED POLICE PROTECT CSA #3	0		2,600,912	2,600,912	2,600,912		2,600,912
GRAHAM HILL CSA #57	-12,734	411,910	44,548	443,724	443,724		443,724
PAJARO STORM DRAIN MAINT DIST	300,716		1,129,846	1,430,562	1,430,562		1,430,562
PAJARO DUNES CSA #4	934,005		1,304,324	2,238,329	1,646,639	591,690	2,238,329
SC FLOOD CONTROL & WTR-ZONE 4(	316,112	11,620	1,187,882	1,515,614	1,515,614		1,515,614
SC FLOOD CONTROL & WTR-ZONE 5	1,092,203		739,286	1,831,489	1,831,489		1,831,489
S.C. FLOOD CON & WTR CONS-GEN	490,844		1,792,098	2,282,942	2,282,942		2,282,942
SC FLOOD CONTROL & WTR ZONE 8	181,153		77,000	258,153	258,153		258,153
SC FLOOD CONTROL-ZN 5 EXP CONS	340,623		233,800	574,423	574,423		574,423
SC FLOOD CONTROL & WTR CON-ZN	166,847	100,409	112,000	379,256	379,256		379,256
SC FLOOD CONTROL & WTR CON ZN	1,177,895		2,942,029	4,119,924	4,119,924		4,119,924
SC FLOOD CONTROL & WTR CON ZN	534,538		159,000	693,538	693,538		693,538
TOTAL BRD GOV SP DIST PUBLIC PROTECT	**5,526,864**	**527,639**	**13,557,820**	**19,612,323**	**19,020,633**	**591,690**	**19,612,323**
BRD GOV SP DIST HEALTH-SANITAT							
MOSQUITO ABATEMENT CSA #53	44,095	106,197	561,642	711,934	711,934		711,934
MOSQUITO ABATEMENT CSA #53-NOR	49,638	87,144	931,169	1,067,951	1,067,951		1,067,951
TOTAL BRD GOV SP DIST HEALTH-SANITAT	**93,733**	**193,341**	**1,492,811**	**1,779,885**	**1,779,885**	**0**	**1,779,885**
BRD GOV SP DIST RECREATION							
PARKS & REC CSA #11	853,646		1,980,923	2,834,569	2,420,243	414,326	2,834,569
TOTAL BRD GOV SP DIST RECREATION	**853,646**	**0**	**1,980,923**	**2,834,569**	**2,420,243**	**414,326**	**2,834,569**
BRD GOV SP DIST ROADS							
APTOS SEASCAPE CO SERV AREA #3	2,206		79,671	81,877	81,877		81,877
BRAEMOOR CSA #47	82,721		12,587	95,308	95,308		95,308
CO HWY LIGHTING CSA #9	146,245	101,710	1,100,939	1,348,894	1,348,894		1,348,894
CO HWY RESID LIGHT CSA #9 ZN A	1,598,474	172,399	568,246	2,339,119	2,339,119		2,339,119
CO CROSSING GUARD CSA #9 ZN B	25,070	12,541	11,708	49,319	49,319		49,319
CO ROAD MAINT CSA #9D ZONE 1	2,258		858,506	860,764	860,764		860,764
CO ROAD MAINT CSA #9D ZONE 2	4,216		1,411,841	1,416,057	1,416,057		1,416,057
CSA #9D ZONE 3	77,817	5,642	403,912	487,371	487,371		487,371
STREETSCAPE CSA #9E	10,551		38,846	49,397	49,397		49,397
SOQUEL VILLAGE CSA #9F	24,232		60,000	84,232	84,232		84,232
COUNTRY ESTATES CSA #35	18,135		18,415	36,550	36,550		36,550
EMPIRE ACRES CSA #17	113,956		14,991	128,947	128,947		128,947
BONITA-ENCINO DRIVES CSA #43	87,004		22,353	109,357	109,357		109,357
FOREST GLEN CSA #36	219,404		28,821	248,225	248,225		248,225
FELTON GROVE CSA 56	184,258		14,880	199,138	199,138		199,138
GLENWOOD ACRES CSA #30	53,875		7,885	61,760	53,874	7,886	61,760
HIDDEN VALLEY CSA #26	216,256		47,678	263,934	263,934		263,934
HOPKINS GULCH CSA #51	-9,940		23,798	13,858	13,858		13,858
HUCKLEBERRY WOODS RD CSA #15	128,895		44,011	172,906	172,906		172,906
HUTCHINSON ROAD CSA #13	574,987		137,502	712,489	712,488	1	712,489
OAKFLAT ROAD CSA 13A	9,709		10,792	20,501	20,501		20,501
KELLY HILL CSA #22	12,789	1,198	367	14,354	14,354		14,354
LARSEN ROAD CSA #34	93,786		2,208	95,994	95,994		95,994
LOMA PRIETA DRIVE CSA #41	139,992		29,684	169,676	169,676		169,676
LOMOND TERRACE CSA #28	64,767		39,061	103,828	103,828		103,828
MCGAFFIGAN MILL ROAD CSA #59	5,672		16,881	22,553	22,553		22,553
OLD RANCH ROAD CSA #23	107,301		31,223	138,524	138,524		138,524
PINECREST CSA#46	67,502		11,135	78,637	78,637		78,637
PINERIDGE CSA #24	99,322		23,847	123,169	123,169		123,169
RALSTON WAY CSA #40	14,747		3,624	18,371	18,371		18,371
REDWOOD DRIVE CSA #33	111,809		45,374	157,183	157,183		157,183
REED STREET CSA #39	323		10	333	333		333
ROBERTS ROAD CSA #37	46,778		11,937	58,715	58,715		58,715
RIDGE DRIVE CSA # 58	41,367		46,067	87,434	87,434		87,434
RIVERDALE PARK RD CSA #55	73,353		17,275	90,628	90,628		90,628
ROBAK DRIVE CSA #16	40,608		11,770	52,378	52,378		52,378
SUNLIT LANE CSA #42	26,155		6,921	33,076	33,076		33,076
SUNBEAM WOODS CSA #44	49,246		15,654	64,900	64,900		64,900
VINEYARD CSA #50	207,435		25,976	233,411	233,111	300	233,411
VIEW CIRCLE CSA #32	4,565		2,856	7,421	7,421		7,421
VIEWPOINT ROAD CSA #25	76,303		11,642	87,945	87,945		87,945
UPPER PLEASANT VALLEY-CSA #52	6,355		6,129	12,484	12,484		12,484
WESTDALE CSA #21	41,685		4,631	46,316	46,316		46,316
WHITEHOUSE CANYON CSA #18	73,577		15,372	88,949	88,949		88,949

STATE CONTROLLER SCHEDULES
COUNTY BUDGET ACT
JANUARY 2010 EDITION, REVISION #1

SCHEDULE 12

COUNTY OF SANTA CRUZ
SPECIAL DISTRICTS AND OTHER AGENCIES SUMMARY
FISCAL YEAR 2019-20

District Name	Total Financing Sources				Total Financing Uses		
	Fund Balance Available June 30, 2019	Decreases to Obligated Fund Balances	Additional Financing Sources	Total Financing Sources	Financing Uses	Increases to Obligated Fund Balances	Total Financing Uses
TOTAL BRD GOV SP DIST ROADS	**4,975,766**	**293,490**	**5,297,026**	**10,566,282**	**10,558,095**	**8,187**	**10,566,282**
BRD GOV SP DIST REDEVELOPMENT							
RDA ADMIN-LO/SOQ CAPITAL PROJE	7,773		253,750	261,523	254,248	7,275	261,523
RDA ADMIN-PROPERTY MANAGEMENT	179,575		71,000	250,575	227,091	23,484	250,575
RDA CAPITAL PROJECTS FUND	9,979		135	10,114	491	9,623	10,114
CO RDA S/A-CAP TAX INCREMENT	-284,476		16,758,372	16,473,896	16,295,395	178,501	16,473,896
TOTAL BRD GOV SP DIST REDEVELOPMENT	**-87,149**	**0**	**17,083,257**	**16,996,108**	**16,777,225**	**218,883**	**16,996,108**
TOTAL SPECIAL DISTRICTS & OTHER AGENCIES	**11,362,860**	**1,014,470**	**39,411,837**	**51,789,167**	**50,556,081**	**1,233,086**	**51,789,167**

STATE CONTROLLER SCHEDULES
COUNTY BUDGET ACT
JANUARY 2010 EDITION, REVISION #1

SCHEDULE 13

COUNTY OF SANTA CRUZ
FUND BALANCE - SPECIAL DISTRICTS AND OTHER AGENCIES
FISCAL YEAR 2019-20

Actual [x]
Estimated [ ]

District Name	Total Fund Balance June 30, 2019	Less: Obligated Fund Balances			Fund Balance Available June 30, 2019
		Encumbrances	Nonspendable, Restricted and Committed	Assigned	
BRD GOV SP DIST PUBLIC PROTECT					
COUNTY FIRE PROTECTION CSA #48	13,023			8,361	4,662
GRAHAM HILL CSA #57	399,176			411,910	-12,734
PAJARO STORM DRAIN MAINT DIST	300,716				300,716
PAJARO DUNES CSA #4	1,063,189		450,000	-320,816	934,005
SC FLOOD CONTROL & WTR-ZONE 4(	448,166			132,054	316,112
SC FLOOD CONTROL & WTR-ZONE 5	1,092,203				1,092,203
S.C. FLOOD CON & WTR CONS-GEN	490,844				490,844
SC FLOOD CONTROL & WTR ZONE 8	181,153				181,153
SC FLOOD CONTROL-ZN 5 EXP CONS	340,623				340,623
SC FLOOD CONTROL & WTR CON-ZN	267,256			100,409	166,847
SC FLOOD CONTROL & WTR CON ZN	1,177,895				1,177,895
SC FLOOD CONTROL & WTR CON ZN	534,538				534,538
TOTAL BRD GOV SP DIST PUBLIC PROTECT	**6,308,782**	**0**	**450,000**	**331,918**	**5,526,864**
BRD GOV SP DIST HEALTH-SANITAT					
MOSQUITO ABATEMENT CSA #53	639,408			595,313	44,095
MOSQUITO ABATEMENT CSA #53-NOR	474,908			425,270	49,638
TOTAL BRD GOV SP DIST HEALTH-SANITAT	**1,114,316**	**0**	**0**	**1,020,583**	**93,733**
BRD GOV SP DIST RECREATION					
PARKS & REC CSA #11	1,609,646			756,000	853,646
TOTAL BRD GOV SP DIST RECREATION	**1,609,646**	**0**	**0**	**756,000**	**853,646**
BRD GOV SP DIST ROADS					
APTOS SEASCAPE CO SERV AREA #3	2,206				2,206
BRAEMOOR CSA #47	82,721				82,721
CO HWY LIGHTING CSA #9	247,956			101,711	146,245
CO HWY RESID LIGHT CSA #9 ZN A	1,770,873		100,000	72,399	1,598,474
CO CROSSING GUARD CSA #9 ZN B	37,611			12,541	25,070
CO ROAD MAINT CSA #9D ZONE 1	2,258				2,258
CO ROAD MAINT CSA #9D ZONE 2	4,216				4,216
CSA #9D ZONE 3	83,459			5,642	77,817
STREETSCAPE CSA #9E	10,551				10,551
SOQUEL VILLAGE CSA #9F	24,232				24,232
COUNTRY ESTATES CSA #35	18,135				18,135
EMPIRE ACRES CSA #17	113,956				113,956
BONITA-ENCINO DRIVES CSA #43	87,004				87,004
FOREST GLEN CSA #36	219,404				219,404
FELTON GROVE CSA 56	184,258				184,258
GLENWOOD ACRES CSA #30	53,875				53,875
HIDDEN VALLEY CSA #26	216,256				216,256
HOPKINS GULCH CSA #51	-9,940				-9,940
HUCKLEBERRY WOODS RD CSA #15	128,895				128,895
HUTCHINSON ROAD CSA #13	574,987				574,987
OAKFLAT ROAD CSA 13A	9,709				9,709
KELLY HILL CSA #22	13,987			1,198	12,789
LARSEN ROAD CSA #34	93,786				93,786
LOMA PRIETA DRIVE CSA #41	139,992				139,992
LOMOND TERRACE CSA #28	64,767				64,767

STATE CONTROLLER SCHEDULES
COUNTY BUDGET ACT
JANUARY 2010 EDITION, REVISION #1

SCHEDULE 13

COUNTY OF SANTA CRUZ
FUND BALANCE - SPECIAL DISTRICTS AND OTHER AGENCIES
FISCAL YEAR 2019-20

Actual [x]
Estimated [ ]

District Name	Total Fund Balance June 30, 2019	Less: Obligated Fund Balances			Fund Balance Available June 30, 2019
		Encumbrances	Nonspendable, Restricted and Committed	Assigned	
MCGAFFIGAN MILL ROAD CSA #59	5,672				5,672
OLD RANCH ROAD CSA #23	107,301				107,301
PINECREST CSA#46	67,502				67,502
PINERIDGE CSA #24	99,322				99,322
RALSTON WAY CSA #40	14,747				14,747
REDWOOD DRIVE CSA #33	111,809				111,809
REED STREET CSA #39	323				323
ROBERTS ROAD CSA #37	46,778				46,778
RIDGE DRIVE CSA # 58	41,367				41,367
RIVERDALE PARK RD CSA #55	73,353				73,353
ROBAK DRIVE CSA #16	40,608				40,608
SUNLIT LANE CSA #42	26,155				26,155
SUNBEAM WOODS CSA #44	49,246				49,246
VINEYARD CSA #50	207,435				207,435
VIEW CIRCLE CSA #32	4,565				4,565
VIEWPOINT ROAD CSA #25	76,304			1	76,303
UPPER PLEASANT VALLEY-CSA #52	6,355				6,355
WESTDALE CSA #21	41,685				41,685
WHITEHOUSE CANYON CSA #18	73,580			3	73,577
TOTAL BRD GOV SP DIST ROADS	**5,269,261**	**0**	**100,000**	**193,495**	**4,975,766**
BRD GOV SP DIST REDEVELOPMENT					
RDA ADMIN-LO/SOQ CAPITAL PROJE	349,313			341,540	7,773
RDA ADMIN-PROPERTY MANAGEMENT	276,409			96,834	179,575
RDA CAPITAL PROJECTS FUND	10,287			308	9,979
CO RDA S/A-CAP TAX INCREMENT	13,221,341			13,505,817	-284,476
TOTAL BRD GOV SP DIST REDEVELOPMENT	**13,857,350**	**0**	**0**	**13,944,499**	**-87,149**
TOTAL SPECIAL DISTRICTS & OTHER AGENCIES	**28,159,355**	**0**	**550,000**	**16,246,495**	**11,362,860**

COUNTY OF SANTA CRUZ

SPECIAL DISTRICTS AND OTHER AGENCIES
OBLIGATED FUND BALANCES
FISCAL YEAR 2019-20

District Name	Obligated Fund Balances June 30, 2019	Decreases or Cancellations		Increases or New Obligated Fund Balances		Total Obligated Fund Balances for the Budget Year	Fund
		Recommended	Adopted by the Board of Supervisors	Recommended	Adopted by the Board of Supervisors		
BRD GOV SP DIST PUBLIC PROTECT							
COUNTY FIRE PROTECTION CSA #48	8,361	8,362	3,700			4,661	22110
EXTENDED POLICE PROTECT CSA #3							22155
GRAHAM HILL CSA #57	411,910	411,910	411,910				22175
PAJARO STORM DRAIN MAINT DIST							22245
PAJARO DUNES CSA #4	129,184			604,227	591,690	720,874	22250
SC FLOOD CONTROL & WTR-ZONE 4(	132,054		11,620	62,385		120,434	22345
SC FLOOD CONTROL & WTR-ZONE 5							22350
S.C. FLOOD CON & WTR CONS-GEN							22355
SC FLOOD CONTROL & WTR ZONE 8							22360
SC FLOOD CONTROL-ZN 5 EXP CONS							22365
SC FLOOD CONTROL & WTR CON-ZN	100,409	100,409	100,409				22375
SC FLOOD CONTROL & WTR CON ZN							22380
SC FLOOD CONTROL & WTR CON ZN							22385
TOTAL BRD GOV SP DIST PUBLIC PROTECT	**781,918**	**520,681**	**527,639**	**666,612**	**591,690**	**845,969**	
BRD GOV SP DIST HEALTH-SANITAT							
MOSQUITO ABATEMENT CSA #53	595,313	598,738	106,197	441,804		489,116	22233
MOSQUITO ABATEMENT CSA #53-NOR	425,270	430,409	87,144	283,663		338,126	22234
PASATIEMPO ROLLING WOODS SWR D							22270
TOTAL BRD GOV SP DIST HEALTH-SANITAT	**1,020,583**	**1,029,147**	**193,341**	**725,467**	**0**	**827,242**	
BRD GOV SP DIST RECREATION							
PARKS & REC CSA #11	756,000			89,655	414,326	1,170,326	22290
TOTAL BRD GOV SP DIST RECREATION	**756,000**	**0**	**0**	**89,655**	**414,326**	**1,170,326**	
BRD GOV SP DIST ROADS							
APTOS SEASCAPE CO SERV AREA #3							22100
BRAEMOOR CSA #47							22105
CO HWY LIGHTING CSA #9	101,711	101,710	101,710			1	22115
CO HWY RESID LIGHT CSA #9 ZN A	172,399	172,399	172,399				22120
CO CROSSING GUARD CSA #9 ZN B	12,541	12,541	12,541				22125
CO ROAD MAINT CSA #9D ZONE 1							22130
CO ROAD MAINT CSA #9D ZONE 2							22135
CSA #9D ZONE 3	5,642	5,642	5,642				22140
STREETSCAPE CSA #9E							22141
SOQUEL VILLAGE CSA #9F				4,627			22142
COUNTRY ESTATES CSA #35							22145
EMPIRE ACRES CSA #17							22150
BONITA-ENCINO DRIVES CSA #43							22160
FOREST GLEN CSA #36							22165
FELTON GROVE CSA 56							22166
GLENWOOD ACRES CSA #30				7,886	7,886	7,886	22170
HIDDEN VALLEY CSA #26							22180
HOPKINS GULCH CSA #51							22185
HUCKLEBERRY WOODS RD CSA #15							22190
HUTCHINSON ROAD CSA #13				1	1	1	22195
OAKFLAT ROAD CSA 13A							22200
KELLY HILL CSA #22	1,198	1,198	1,198				22210
LARSEN ROAD CSA #34							22215
LOMA PRIETA DRIVE CSA #41							22220
LOMOND TERRACE CSA #28							22225
MCGAFFIGAN MILL ROAD CSA #59							22231
OLD RANCH ROAD CSA #23							22240
PINECREST CSA#46							22265
PINERIDGE CSA #24							22275
RALSTON WAY CSA #40							22285
REDWOOD DRIVE CSA #33							22300
REED STREET CSA #39							22305
ROBERTS ROAD CSA #37							22310
RIDGE DRIVE CSA # 58							22312
RIVERDALE PARK RD CSA #55							22317
ROBAK DRIVE CSA #16							22320
SUNLIT LANE CSA #42							22400
SUNBEAM WOODS CSA #44							22405
VINEYARD CSA #50				300	300	300	22410
VIEW CIRCLE CSA #32							22420
VIEWPOINT ROAD CSA #25	1					1	22425
UPPER PLEASANT VALLEY-CSA #52							22435
WESTDALE CSA #21							22440

COUNTY OF SANTA CRUZ

SPECIAL DISTRICTS AND OTHER AGENCIES
OBLIGATED FUND BALANCES
FISCAL YEAR 2019-20

District Name	Obligated Fund Balances June 30, 2019	Decreases or Cancellations		Increases or New Obligated Fund Balances		Total Obligated Fund Balances for the Budget Year	Fund
		Recommended	Adopted by the Board of Supervisors	Recommended	Adopted by the Board of Supervisors		
WHITEHOUSE CANYON CSA #18	3					3	22445
TOTAL BRD GOV SP DIST ROADS	**293,495**	**293,490**	**293,490**	**12,814**	**8,187**	**8,192**	
BRD GOV SP DIST REDEVELOPMENT							
RDA ADMIN-LO/SOQ CAPITAL PROJE	341,540			4,151	7,275	348,815	27010
RDA ADMIN-PROPERTY MANAGEMENT	96,834			46,837	23,484	120,318	27015
RDA ADMIN-LO/SOQ LMIH							27020
RDA CAPITAL PROJECTS FUND	308				9,623	9,931	28100
RDA LOW & MOD INCOME HOUSING							29200
CO RDA S/A-CAP TAX INCREMENT	13,505,817	1,932,238			178,501	13,684,318	32121
CO RDA S.A-LMIH TAX INCREMENT							32122
SOQUEL VILLAGE BUSINESS IMPROV							71170
SOQUEL VILLAGE PARKING IMPROV							71175
TOTAL BRD GOV SP DIST REDEVELOPMENT	**13,944,499**	**1,932,238**	**0**	**50,988**	**218,883**	**14,163,382**	
TOTAL SPECIAL DISTRICTS & OTHER AGENCIES	**16,796,495**	**3,775,556**	**1,014,470**	**1,545,536**	**1,233,086**	**17,015,111**	

Special District
Budget Detail

Public Protection

COUNTY OF SANTA CRUZ

SPECIAL DISTRICTS AND OTHER AGENCIES
FINANCING SOURCES AND USES BY BUDGET UNIT BY SUB-OBJECT
FISCAL YEAR 2019-20

304400 CSA #48-COUNTY FIRE PRTCT(GSD)
FUND 22-110

Detail by Revenue and Expenditure Object		2017-18 Actuals	2018-19 Actual [x] Estimated [ ]	2019-20 Recommended Budget	2019-20 Adopted by the Board of Supervisors
TAXES					
ASSESSMENTS	40192	1,145,309	1,183,267	1,229,595	1,229,595
TOTAL TAXES		**1,145,309**	**1,183,267**	**1,229,595**	**1,229,595**
REV FROM USE OF MONEY & PROP					
INTEREST	40430	5,448	4,288	5,500	5,500
TOTAL REV FROM USE OF MONEY & PROP		**5,448**	**4,288**	**5,500**	**5,500**
TOTAL REVENUE		**1,150,757**	**1,187,555**	**1,235,095**	**1,235,095**
SERVICES AND SUPPLIES					
ACCOUNTING AND AUDITING FEES	62301	500	500	500	500
DATA PROCESSING SERVICES	62325		213		
TOTAL SERVICES AND SUPPLIES		**500**	**713**	**500**	**500**
OTHER CHARGES					
CONTRIB TO OTHER AGENCIES-OTH	75231	1,150,256	1,195,678	1,242,957	1,242,957
TOTAL OTHER CHARGES		**1,150,256**	**1,195,678**	**1,242,957**	**1,242,957**
TOTAL EXPENDITURES/APPROPRIATIONS		**1,150,756**	**1,196,391**	**1,243,457**	**1,243,457**
NET COST		**-1**	**8,836**	**8,362**	**8,362**

COUNTY OF SANTA CRUZ

SPECIAL DISTRICTS AND OTHER AGENCIES
FINANCING SOURCES AND USES BY BUDGET UNIT BY SUB-OBJECT
FISCAL YEAR 2019-20

136601 EXTENDED POLICE PROTCTN CSA#38
FUND 22-155

Detail by Revenue and Expenditure Object		2017-18 Actuals	2018-19 Actual [x] Estimated [ ]	2019-20 Recommended Budget	2019-20 Adopted by the Board of Supervisors
TAXES					
PROPERTY TAX-CURRENT SEC-GEN	40100	2,237,833	2,355,764	2,485,703	2,485,703
PROPERTY TAX-CURRENT UNSEC-GEN	40110	44,377	48,267	43,255	43,255
PROPERTY TAX-PRIOR UNSEC-GEN	40130	2,558	4,170	1,221	1,221
PENALTIES FOR DEL TAXES-SEE441	40142	239		86	86
REDMPTN PNLT -DELTXS-SEE 44143	40143	471		106	106
SUPP PROP TAX-CURRENT SEC	40150	40,123	55,831	45,082	45,082
SUPP PROP TAX-CURRENT UNSEC	40151	749	2,481	1,528	1,528
SUPP PROP TAX-PRIOR SEC	40160	1,967	993	594	594
SUPP PROP TAX-PRIOR UNSEC	40161	446	616	393	393
TOTAL TAXES		**2,328,763**	**2,468,122**	**2,577,968**	**2,577,968**
FINES, FORFEITURES & ASSMNTS					
PENALTIES FOR DELINQUENT TAXES	44142		145		
REDMPTN PNLTIES FOR DELINQ TXS	44143		225		
TOTAL FINES, FORFEITURES & ASSMNTS		**0**	**370**	**0**	**0**
REV FROM USE OF MONEY & PROP					
INTEREST	40430	3,540	14,236	8,808	8,808
TOTAL REV FROM USE OF MONEY & PROP		**3,540**	**14,236**	**8,808**	**8,808**
INTERGOVERNMENTAL REVENUES					
ST-HOMEOWNERS' PROP TAX RELIEF	40830	14,257	14,135	14,136	14,136
TOTAL INTERGOVERNMENTAL REVENUES		**14,257**	**14,135**	**14,136**	**14,136**
TOTAL REVENUE		**2,346,560**	**2,496,863**	**2,600,912**	**2,600,912**
SERVICES AND SUPPLIES					
ACCOUNTING AND AUDITING FEES	62301	500	500	500	500
SHERIFF SERVICES	62393	2,346,062	2,496,362	2,600,412	2,600,412
TOTAL SERVICES AND SUPPLIES		**2,346,562**	**2,496,862**	**2,600,912**	**2,600,912**
TOTAL EXPENDITURES/APPROPRIATIONS		**2,346,562**	**2,496,862**	**2,600,912**	**2,600,912**
NET COST		**2**	**-1**	**0**	**0**

COUNTY OF SANTA CRUZ

SPECIAL DISTRICTS AND OTHER AGENCIES
FINANCING SOURCES AND USES BY BUDGET UNIT BY SUB-OBJECT
FISCAL YEAR 2019-20

622175 GRAHAM HILL CSA #57
FUND 22-175

Detail by Revenue and Expenditure Object		2017-18 Actuals	2018-19 Actual [x] Estimated [ ]	2019-20 Recommended Budget	2019-20 Adopted by the Board of Supervisors
REV FROM USE OF MONEY & PROP					
INTEREST	40430	4,237	7,952	6,000	6,000
TOTAL REV FROM USE OF MONEY & PROP		**4,237**	**7,952**	**6,000**	**6,000**
INTERGOVERNMENTAL REVENUES					
ST-NATURAL DISASTER ASSISTANCE	40810	79,163			
TOTAL INTERGOVERNMENTAL REVENUES		**79,163**	**0**	**0**	**0**
CHARGES FOR SERVICES					
DRAINAGE CHARGES	42026	35,849	36,888	38,548	38,548
TOTAL CHARGES FOR SERVICES		**35,849**	**36,888**	**38,548**	**38,548**
OTHER FINANCING SOURCES					
OPERATING TRANSFER IN	42462	338,271			
TOTAL OTHER FINANCING SOURCES		**338,271**	**0**	**0**	**0**
TOTAL REVENUE		**457,520**	**44,840**	**44,548**	**44,548**
SERVICES AND SUPPLIES					
DPW SERVICES-GENERAL MONEY	62330	11,098	12,923	35,250	35,250
TOTAL SERVICES AND SUPPLIES		**11,098**	**12,923**	**35,250**	**35,250**
FIXED ASSETS					
BUILDINGS AND IMPROVEMENTS	86110			347,746	347,746
TOTAL FIXED ASSETS		**0**	**0**	**347,746**	**347,746**
APPROP FOR CONTINGENCIES					
APPROP FOR CONTINGENCIES	98700			118,663	60,728
TOTAL APPROP FOR CONTINGENCIES		**0**	**0**	**118,663**	**60,728**
TOTAL EXPENDITURES/APPROPRIATIONS		**11,098**	**12,923**	**501,659**	**443,724**
NET COST		**-446,422**	**-31,917**	**457,111**	**399,176**

COUNTY OF SANTA CRUZ

SPECIAL DISTRICTS AND OTHER AGENCIES
FINANCING SOURCES AND USES BY BUDGET UNIT BY SUB-OBJECT
FISCAL YEAR 2019-20

622245 PAJ ST DRAIN MAINT DIST
FUND 22-245

Detail by Revenue and Expenditure Object		2017-18 Actuals	2018-19 Actual [x] Estimated [ ]	2019-20 Recommended Budget	2019-20 Adopted by the Board of Supervisors
TAXES					
PROPERTY TAX-CURRENT SEC-GEN	40100	1,012,660	1,067,674	1,104,120	1,104,120
RESIDUAL DISTRIBUTION	40106	35,552	71,162		
PROPERTY TAX-CURRENT UNSEC-GEN	40110	19,850	21,631	19,384	19,384
PROPERTY TAX-PRIOR UNSEC-GEN	40130	1,143	1,867		
PENALTIES FOR DEL TAXES-SEE441	40142	115			
REDMPTN PNLT -DELTXS-SEE 44143	40143	226			
SUPP PROP TAX-CURRENT SEC	40150	19,240	26,902		
SUPP PROP TAX-CURRENT UNSEC	40151	359	1,192		
SUPP PROP TAX-PRIOR SEC	40160	943	478		
SUPP PROP TAX-PRIOR UNSEC	40161	214	296		
IN-LIEU TAXES OTHER	40197	1,362	1,424		
TOTAL TAXES		**1,091,664**	**1,192,626**	**1,123,504**	**1,123,504**
FINES, FORFEITURES & ASSMNTS					
PENALTIES FOR DELINQUENT TAXES	44142		70		
REDMPTN PNLTIES FOR DELINQ TXS	44143		108		
TOTAL FINES, FORFEITURES & ASSMNTS		**0**	**178**	**0**	**0**
REV FROM USE OF MONEY & PROP					
INTEREST	40430	8,134	10,185		
TOTAL REV FROM USE OF MONEY & PROP		**8,134**	**10,185**	**0**	**0**
INTERGOVERNMENTAL REVENUES					
ST-HOMEOWNERS' PROP TAX RELIEF	40830	6,382	6,342	6,342	6,342
RDA PASS-THROUGHS	41162	2,292	3,222		
TOTAL INTERGOVERNMENTAL REVENUES		**8,674**	**9,564**	**6,342**	**6,342**
MISC. REVENUES					
PRIN/OTHER LOAN REPAYMENTS	42376	4,451	4,587		
TOTAL MISC. REVENUES		**4,451**	**4,587**	**0**	**0**
TOTAL REVENUE		**1,112,923**	**1,217,140**	**1,129,846**	**1,129,846**
SERVICES AND SUPPLIES					
DPW SERVICES-GENERAL MONEY	62330	641,172	1,087,921	925,000	891,123
TOTAL SERVICES AND SUPPLIES		**641,172**	**1,087,921**	**925,000**	**891,123**
FIXED ASSETS					
BUILDINGS AND IMPROVEMENTS	86110			139,439	139,439
TOTAL FIXED ASSETS		**0**	**0**	**139,439**	**139,439**
OTHER FINANCING USES					
OP/TR OUT-TO 131215 CERTS	90003	400,000	400,000	400,000	400,000
TOTAL OTHER FINANCING USES		**400,000**	**400,000**	**400,000**	**400,000**

COUNTY OF SANTA CRUZ

SPECIAL DISTRICTS AND OTHER AGENCIES
FINANCING SOURCES AND USES BY BUDGET UNIT BY SUB-OBJECT
FISCAL YEAR 2019-20

622245 PAJ ST DRAIN MAINT DIST
FUND 22-245

Detail by Revenue and Expenditure Object	2017-18 Actuals	2018-19 Actual [x] Estimated [ ]	2019-20 Recommended Budget	2019-20 Adopted by the Board of Supervisors
TOTAL EXPENDITURES/APPROPRIATIONS	**1,041,172**	**1,487,921**	**1,464,439**	**1,430,562**
NET COST	**-71,751**	**270,781**	**334,593**	**300,716**

COUNTY OF SANTA CRUZ

SPECIAL DISTRICTS AND OTHER AGENCIES
FINANCING SOURCES AND USES BY BUDGET UNIT BY SUB-OBJECT
FISCAL YEAR 2019-20

304300 CSA #4 - PAJARO DUNES(GSD)
FUND 22-250

Detail by Revenue and Expenditure Object		2017-18 Actuals	2018-19 Actual [x] Estimated [ ]	2019-20 Recommended Budget	2019-20 Adopted by the Board of Supervisors
TAXES					
PROPERTY TAX-CURRENT SEC-GEN	40100	686,548	712,163	744,476	744,476
PROPERTY TAX-CURRENT UNSEC-GEN	40110	13,482	14,444	13,595	13,595
PROPERTY TAX-PRIOR UNSEC-GEN	40130	779	1,258		
PENALTIES FOR DEL TAXES-SEE441	40142	73			
REDMPTN PNLT -DELTXS-SEE 44143	40143	144			
SUPP PROP TAX-CURRENT SEC	40150	12,228	16,888	8,208	8,208
SUPP PROP TAX-CURRENT UNSEC	40151	230	754		
SUPP PROP TAX-PRIOR SEC	40160	599	302		
SUPP PROP TAX-PRIOR UNSEC	40161	137	187		
TOTAL TAXES		**714,220**	**745,996**	**766,279**	**766,279**
FINES, FORFEITURES & ASSMNTS					
PENALTIES FOR DELINQUENT TAXES	44142		44		
REDMPTN PNLTIES FOR DELINQ TXS	44143		68		
TOTAL FINES, FORFEITURES & ASSMNTS		**0**	**112**	**0**	**0**
REV FROM USE OF MONEY & PROP					
INTEREST	40430	15,914	27,844	20,409	20,409
TOTAL REV FROM USE OF MONEY & PROP		**15,914**	**27,844**	**20,409**	**20,409**
INTERGOVERNMENTAL REVENUES					
ST-HOMEOWNERS' PROP TAX RELIEF	40830	4,332	4,233	4,445	4,445
FED-MISC GRANTS	41095	1,153	175		
TOTAL INTERGOVERNMENTAL REVENUES		**5,485**	**4,408**	**4,445**	**4,445**
CHARGES FOR SERVICES					
INSPECTION CHARGES	41304		430		
COST RECOVERY-OTHER	42022		5,315		
FIRE PROTECTION SERVICES	42030	449,891		513,191	513,191
OTHER CHARGES CURRENT SERVICES	42047	23,930	488,988		
TOTAL CHARGES FOR SERVICES		**473,821**	**494,733**	**513,191**	**513,191**
TOTAL REVENUE		**1,209,440**	**1,273,093**	**1,304,324**	**1,304,324**
SALARIES AND EMPLOYEE BENEF					
REGULAR PAY-EXTRA HELP	51010	69,815	49,571	68,640	68,640
WORKERS COMPENSATION INSURANCE	54010	1,102		2,759	2,759
TOTAL SALARIES AND EMPLOYEE BENEF		**70,917**	**49,571**	**71,399**	**71,399**
SERVICES AND SUPPLIES					
CLOTHING & PERSONAL SUPPLIES	61110	4,293	3,119	12,500	12,500
RADIO	61215			500	500
TELEPHONE-NON TELECOM 1099	61221	391	424	600	600
OTHER HOUSEHOLD EXP-SERVICES	61425	87	479	1,000	5,300
OTHER INSURANCE	61535	8,041		9,000	9,000

COUNTY OF SANTA CRUZ

SPECIAL DISTRICTS AND OTHER AGENCIES
FINANCING SOURCES AND USES BY BUDGET UNIT BY SUB-OBJECT
FISCAL YEAR 2019-20

304300 CSA #4 - PAJARO DUNES(GSD)
FUND 22-250

Detail by Revenue and Expenditure Object		2017-18 Actuals	2018-19 Actual [x] Estimated [ ]	2019-20 Recommended Budget	2019-20 Adopted by the Board of Supervisors
MAINT-MOBILE EQUIPMENT-SERV	61720	12,141	15,298	20,800	20,800
MAINT-STRUCT/IMPS/GRDS-OTH-SRV	61845	8,059	5,323	10,000	31,000
MEDICAL, DENTAL & LAB SUPPLIES	61920		223	4,000	4,000
MISCELLANEOUS EXPENSE-SERVICES	62111			1,000	1,000
SUPPLIES	62223	323	623	500	500
INVENTORIABLE ITEMS <5000	62226	1,259	7,231	2,000	2,000
ACCOUNTING AND AUDITING FEES	62301	6,755	7,085	8,700	8,700
MEDICAL SERVICES	62366		1,209	6,540	6,540
PROF & SPECIAL SERV-OTHER	62381	960,323	1,090,681	1,302,174	1,302,174
SMALL TOOLS & INSTRUMENTS	62715	2,796	1,176	4,000	4,000
MANAGEMENT CHARGES	62855	10,000		10,000	10,000
SPECIAL MISC EXPENSE-SERVICES	62856	622	7,442	10,000	10,000
SPEC DIST EXP-SERVICES	62888	2,110	9,204	12,000	12,000
SUBSCRIPTIONS BOOKS & ED MATER	62890	170	24	250	250
EDUCATION & TRAINING(REPT)	62914	450	411	1,572	1,572
GAS, OIL, FUEL	62920	1,444	1,325	4,000	4,000
UTILITIES	63070	13,128	15,689	16,200	16,200
TOTAL SERVICES AND SUPPLIES		**1,032,392**	**1,166,966**	**1,437,336**	**1,462,636**
OTHER CHARGES					
COUNTY OVERHEAD A87/CP	75315	5,675	3,294	4,107	4,104
TOTAL OTHER CHARGES		**5,675**	**3,294**	**4,107**	**4,104**
FIXED ASSETS					
EQUIPMENT	86204	15,974		8,500	8,500
TOTAL FIXED ASSETS		**15,974**	**0**	**8,500**	**8,500**
APPROP FOR CONTINGENCIES					
APPROP FOR CONTINGENCIES	98700			100,000	100,000
TOTAL APPROP FOR CONTINGENCIES		**0**	**0**	**100,000**	**100,000**
TOTAL EXPENDITURES/APPROPRIATIONS		**1,124,958**	**1,219,831**	**1,621,342**	**1,646,639**
NET COST		**-84,482**	**-53,262**	**317,018**	**342,315**

COUNTY OF SANTA CRUZ

SPECIAL DISTRICTS AND OTHER AGENCIES
FINANCING SOURCES AND USES BY BUDGET UNIT BY SUB-OBJECT
FISCAL YEAR 2019-20

135461 SC FL CON ZN 4 (EH)
FUND 22-345

Detail by Revenue and Expenditure Object		2017-18 Actuals	2018-19 Actual [x] Estimated [ ]	2019-20 Recommended Budget	2019-20 Adopted by the Board of Supervisors
TAXES					
PROPERTY TAX-CURRENT SEC-GEN	40100	840,422	886,949	889,000	889,000
RESIDUAL DISTRIBUTION	40106	14,925	21,516	15,000	15,000
PROPERTY TAX-CURRENT UNSEC-GEN	40110	16,516	18,013	16,500	16,500
PROPERTY TAX-PRIOR UNSEC-GEN	40130	946	1,553	900	900
PENALTIES FOR DEL TAXES-SEE441	40142	91		60	60
REDMPTN PNLT -DELTXS-SEE 44143	40143	180		80	80
SUPP PROP TAX-CURRENT SEC	40150	15,327	21,454	12,000	12,000
SUPP PROP TAX-CURRENT UNSEC	40151	285	950	600	600
SUPP PROP TAX-PRIOR SEC	40160	751	381	250	250
SUPP PROP TAX-PRIOR UNSEC	40161	170	236	170	170
IN-LIEU TAXES OTHER	40197	307	312		
TOTAL TAXES		**889,920**	**951,364**	**934,560**	**934,560**
FINES, FORFEITURES & ASSMNTS					
PENALTIES FOR DELINQUENT TAXES	44142		56		
REDMPTN PNLTIES FOR DELINQ TXS	44143		86		
TOTAL FINES, FORFEITURES & ASSMNTS		**0**	**142**	**0**	**0**
REV FROM USE OF MONEY & PROP					
INTEREST	40430	4,453	15,888	10,000	10,000
RENTS & CONCESSIONS	40440	2	6		
TOTAL REV FROM USE OF MONEY & PROP		**4,455**	**15,894**	**10,000**	**10,000**
INTERGOVERNMENTAL REVENUES					
ST-HOMEOWNERS' PROP TAX RELIEF	40830	5,307	5,278	5,200	5,200
ST-OTHR TAX RELIEF SUBVENTIONS	40852	460	615	520	520
ST-PROP 1 -2014 ACT/WC 79700	40904	69,778	143,962	197,000	197,000
CONTR FR OTHER GOVT AGENCIES	41150	166,454	90,347	35,000	35,000
RDA PASS-THROUGHS	41162	5,541	7,806	5,202	5,202
TOTAL INTERGOVERNMENTAL REVENUES		**247,540**	**248,008**	**242,922**	**242,922**
MISC. REVENUES					
PRIN/OTHER LOAN REPAYMENTS	42376	459	474	400	400
TOTAL MISC. REVENUES		**459**	**474**	**400**	**400**
TOTAL REVENUE		**1,142,374**	**1,215,882**	**1,187,882**	**1,187,882**
SERVICES AND SUPPLIES					
MISCELLANEOUS EXPENSE-SERVICES	62111	2,825	3,908	12,000	12,000
DUPLICATING SERVICES	62214	902	-113	1,000	1,000
SUPPLIES	62223		7	200	200
DATA PROCESSING SERVICES	62325			500	500
DPW SERVICES-GENERAL MONEY	62330	16,821	16,739	30,000	30,000
HSA-INTERDEPARTMENT	62350	450,558	641,768	709,000	709,000

COUNTY OF SANTA CRUZ

SPECIAL DISTRICTS AND OTHER AGENCIES
FINANCING SOURCES AND USES BY BUDGET UNIT BY SUB-OBJECT
FISCAL YEAR 2019-20

135461 SC FL CON ZN 4 (EH)
FUND 22-345

Detail by Revenue and Expenditure Object		2017-18 Actuals	2018-19 Actual [x] Estimated [ ]	2019-20 Recommended Budget	2019-20 Adopted by the Board of Supervisors
PLANNING SERVICES	62376	45,266	68,819	150,000	150,000
PROF & SPECIAL SERV-OTHER	62381	377,018	476,462	500,000	583,715
SMALL TOOLS & INSTRUMENTS	62715	256	-31	2,000	2,000
SPECIAL MISC EXPENSE-SERVICES	62856	7,523	20,162	25,000	25,000
SECURITY SERVICES	62880	515	-415		
EDUCATION & TRAINING(REPT)	62914		500		
TOTAL SERVICES AND SUPPLIES		**901,684**	**1,227,806**	**1,429,700**	**1,513,415**
OTHER CHARGES					
CONTRIB TO OTHER AGENCIES-OTH	75230	-1			
COUNTY OVERHEAD A87/CP	75315	11,497	8,555	2,199	2,199
TOTAL OTHER CHARGES		**11,496**	**8,555**	**2,199**	**2,199**
TOTAL EXPENDITURES/APPROPRIATIONS		**913,180**	**1,236,361**	**1,431,899**	**1,515,614**
NET COST		**-229,194**	**20,479**	**244,017**	**327,732**

COUNTY OF SANTA CRUZ

SPECIAL DISTRICTS AND OTHER AGENCIES
FINANCING SOURCES AND USES BY BUDGET UNIT BY SUB-OBJECT
FISCAL YEAR 2019-20

622350 SC FLOOD CON ZONE 5
FUND 22-350

Detail by Revenue and Expenditure Object		2017-18 Actuals	2018-19 Actual [x] Estimated [ ]	2019-20 Recommended Budget	2019-20 Adopted by the Board of Supervisors
TAXES					
PROPERTY TAX-CURRENT SEC-GEN	40100	664,071	698,044	698,000	698,000
RESIDUAL DISTRIBUTION	40106	1,648	453		
PROPERTY TAX-CURRENT UNSEC-GEN	40110	13,026	14,147	13,026	13,026
PROPERTY TAX-PRIOR UNSEC-GEN	40130	744	1,222		
PENALTIES FOR DEL TAXES-SEE441	40142	70			
REDMPTN PNLT -DELTXS-SEE 44143	40143	137			
SUPP PROP TAX-CURRENT SEC	40150	11,690	16,374	13,218	13,218
SUPP PROP TAX-CURRENT UNSEC	40151	217	726	892	892
SUPP PROP TAX-PRIOR SEC	40160	573	291		
SUPP PROP TAX-PRIOR UNSEC	40161	130	180		
IN-LIEU TAXES OTHER	40197	225	198		
TOTAL TAXES		**692,531**	**731,635**	**725,136**	**725,136**
FINES, FORFEITURES & ASSMNTS					
PENALTIES FOR DELINQUENT TAXES	44142		42		
REDMPTN PNLTIES FOR DELINQ TXS	44143		66		
TOTAL FINES, FORFEITURES & ASSMNTS		**0**	**108**	**0**	**0**
REV FROM USE OF MONEY & PROP					
INTEREST	40430	7,058	18,703	10,000	10,000
TOTAL REV FROM USE OF MONEY & PROP		**7,058**	**18,703**	**10,000**	**10,000**
INTERGOVERNMENTAL REVENUES					
ST-HOMEOWNERS' PROP TAX RELIEF	40830	4,184	4,142	4,150	4,150
RDA PASS-THROUGHS	41162	13,679	20,778		
TOTAL INTERGOVERNMENTAL REVENUES		**17,863**	**24,920**	**4,150**	**4,150**
TOTAL REVENUE		**717,452**	**775,366**	**739,286**	**739,286**
SERVICES AND SUPPLIES					
DPW SERVICES-GENERAL MONEY	62330	327,997	492,724	681,200	681,753
TOTAL SERVICES AND SUPPLIES		**327,997**	**492,724**	**681,200**	**681,753**
FIXED ASSETS					
BUILDINGS AND IMPROVEMENTS	86110			904,334	1,149,736
TOTAL FIXED ASSETS		**0**	**0**	**904,334**	**1,149,736**
TOTAL EXPENDITURES/APPROPRIATIONS		**327,997**	**492,724**	**1,585,534**	**1,831,489**
NET COST		**-389,455**	**-282,642**	**846,248**	**1,092,203**

COUNTY OF SANTA CRUZ

SPECIAL DISTRICTS AND OTHER AGENCIES
FINANCING SOURCES AND USES BY BUDGET UNIT BY SUB-OBJECT
FISCAL YEAR 2019-20

135462 SC FLOOD CTL & WTR CNSRV GEN
FUND 22-355

Detail by Revenue and Expenditure Object		2017-18 Actuals	2018-19 Actual [x] Estimated [ ]	2019-20 Recommended Budget	2019-20 Adopted by the Board of Supervisors
TAXES					
PROPERTY TAX-CURRENT SEC-GEN	40100	748,190	789,365	815,693	815,693
RESIDUAL DISTRIBUTION	40106	13,216	19,070		
PROPERTY TAX-CURRENT UNSEC-GEN	40110	14,709	16,037	14,709	14,709
PROPERTY TAX-PRIOR UNSEC-GEN	40130	844	1,383		
PENALTIES FOR DEL TAXES-SEE441	40142	81			
REDMPTN PNLT -DELTXS-SEE 44143	40143	160			
SUPP PROP TAX-CURRENT SEC	40150	13,635	19,076		
SUPP PROP TAX-CURRENT UNSEC	40151	254	845		
SUPP PROP TAX-PRIOR SEC	40160	668	339		
SUPP PROP TAX-PRIOR UNSEC	40161	151	210		
IN-LIEU TAXES OTHER	40197	262	266		
TOTAL TAXES		**792,170**	**846,591**	**830,402**	**830,402**
LICENSES, PERMITS AND FRANCHIS					
OTHER LICENSES & PERMITS	40330	8,550	9,360	14,030	14,030
TOTAL LICENSES, PERMITS AND FRANCHIS		**8,550**	**9,360**	**14,030**	**14,030**
FINES, FORFEITURES & ASSMNTS					
PENALTIES FOR DELINQUENT TAXES	44142		49		
REDMPTN PNLTIES FOR DELINQ TXS	44143		77		
TOTAL FINES, FORFEITURES & ASSMNTS		**0**	**126**	**0**	**0**
REV FROM USE OF MONEY & PROP					
INTEREST	40430	4,910	6,256		
RENTS & CONCESSIONS	40440	2	5		
TOTAL REV FROM USE OF MONEY & PROP		**4,912**	**6,261**	**0**	**0**
INTERGOVERNMENTAL REVENUES					
ST-HOMEOWNERS' PROP TAX RELIEF	40830	4,726	4,699	4,699	4,699
ST-OTHR TAX RELIEF SUBVENTIONS	40852	320	428		
ST-OTHER	40894	33,435	6,416	725,467	725,467
CONTR FR OTHER GOVT AGENCIES	41150		30,000	62,500	62,500
RDA PASS-THROUGHS	41162	4,722	6,653		
TOTAL INTERGOVERNMENTAL REVENUES		**43,203**	**48,196**	**792,666**	**792,666**
CHARGES FOR SERVICES					
PERMIT PROCESSING FEES	41576	121,943	126,510	155,000	155,000
TOTAL CHARGES FOR SERVICES		**121,943**	**126,510**	**155,000**	**155,000**
MISC. REVENUES					
PRIN/OTHER LOAN REPAYMENTS	42376	390	405		
OTHER REVENUE	42384	291	305		
TOTAL MISC. REVENUES		**681**	**710**	**0**	**0**
TOTAL REVENUE		**971,459**	**1,037,754**	**1,792,098**	**1,792,098**

COUNTY OF SANTA CRUZ

SPECIAL DISTRICTS AND OTHER AGENCIES
FINANCING SOURCES AND USES BY BUDGET UNIT BY SUB-OBJECT
FISCAL YEAR 2019-20

135462 SC FLOOD CTL & WTR CNSRV GEN
FUND 22-355

Detail by Revenue and Expenditure Object		2017-18 Actuals	2018-19 Actual [x] Estimated [ ]	2019-20 Recommended Budget	2019-20 Adopted by the Board of Supervisors
SERVICES AND SUPPLIES					
DPW SERVICES-GENERAL MONEY	62330	512,605	446,445	545,100	715,852
TOTAL SERVICES AND SUPPLIES		**512,605**	**446,445**	**545,100**	**715,852**
FIXED ASSETS					
EQUIPMENT	86204			867,554	867,554
TOTAL FIXED ASSETS		**0**	**0**	**867,554**	**867,554**
OTHER FINANCING USES					
OP/TR OUT-TO 131215 CERTS	90003	400,000	400,000	400,000	400,000
TOTAL OTHER FINANCING USES		**400,000**	**400,000**	**400,000**	**400,000**
APPROP FOR CONTINGENCIES					
APPROP FOR CONTINGENCIES	98700			299,536	299,536
TOTAL APPROP FOR CONTINGENCIES		**0**	**0**	**299,536**	**299,536**
TOTAL EXPENDITURES/APPROPRIATIONS		**912,605**	**846,445**	**2,112,190**	**2,282,942**
NET COST		**-58,854**	**-191,309**	**320,092**	**490,844**

COUNTY OF SANTA CRUZ

SPECIAL DISTRICTS AND OTHER AGENCIES
FINANCING SOURCES AND USES BY BUDGET UNIT BY SUB-OBJECT
FISCAL YEAR 2019-20

622360 SC FL CON ZN 8
FUND 22-360

Detail by Revenue and Expenditure Object		2017-18 Actuals	2018-19 Actual [x] Estimated [ ]	2019-20 Recommended Budget	2019-20 Adopted by the Board of Supervisors
REV FROM USE OF MONEY & PROP					
INTEREST	40430	1,317	3,218	2,000	2,000
TOTAL REV FROM USE OF MONEY & PROP		**1,317**	**3,218**	**2,000**	**2,000**
CHARGES FOR SERVICES					
PERMIT PROCESSING FEES	41576	25,665	34,520	35,000	35,000
DRAINAGE CHARGES	42026	38,463	91,614	40,000	40,000
TOTAL CHARGES FOR SERVICES		**64,128**	**126,134**	**75,000**	**75,000**
TOTAL REVENUE		**65,445**	**129,352**	**77,000**	**77,000**
SERVICES AND SUPPLIES					
DPW SERVICES-GENERAL MONEY	62330	53,507	59,005	68,000	68,145
TOTAL SERVICES AND SUPPLIES		**53,507**	**59,005**	**68,000**	**68,145**
FIXED ASSETS					
BUILDINGS AND IMPROVEMENTS	86110			183,620	190,008
TOTAL FIXED ASSETS		**0**	**0**	**183,620**	**190,008**
TOTAL EXPENDITURES/APPROPRIATIONS		**53,507**	**59,005**	**251,620**	**258,153**
NET COST		**-11,938**	**-70,347**	**174,620**	**181,153**

COUNTY OF SANTA CRUZ

SPECIAL DISTRICTS AND OTHER AGENCIES
FINANCING SOURCES AND USES BY BUDGET UNIT BY SUB-OBJECT
FISCAL YEAR 2019-20

622365 SC FL CON ZN 5 EXP CONST
FUND 22-365

Detail by Revenue and Expenditure Object		2017-18 Actuals	2018-19 Actual [x] Estimated [ ]	2019-20 Recommended Budget	2019-20 Adopted by the Board of Supervisors
REV FROM USE OF MONEY & PROP					
INTEREST	40430	2,712	5,443	3,800	3,800
TOTAL REV FROM USE OF MONEY & PROP		**2,712**	**5,443**	**3,800**	**3,800**
CHARGES FOR SERVICES					
PERMIT PROCESSING FEES	41576	50,165	85,220	110,000	110,000
DRAINAGE CHARGES	42026	114,151	248,857	120,000	120,000
TOTAL CHARGES FOR SERVICES		**164,316**	**334,077**	**230,000**	**230,000**
TOTAL REVENUE		**167,028**	**339,520**	**233,800**	**233,800**
SERVICES AND SUPPLIES					
DPW SERVICES-GENERAL MONEY	62330	158,538	219,698	190,000	190,000
TOTAL SERVICES AND SUPPLIES		**158,538**	**219,698**	**190,000**	**190,000**
FIXED ASSETS					
BUILDINGS AND IMPROVEMENTS	86110	9,409	8,936	297,037	384,423
TOTAL FIXED ASSETS		**9,409**	**8,936**	**297,037**	**384,423**
TOTAL EXPENDITURES/APPROPRIATIONS		**167,947**	**228,634**	**487,037**	**574,423**
NET COST		**919**	**-110,886**	**253,237**	**340,623**

COUNTY OF SANTA CRUZ

SPECIAL DISTRICTS AND OTHER AGENCIES
FINANCING SOURCES AND USES BY BUDGET UNIT BY SUB-OBJECT
FISCAL YEAR 2019-20

622375 SC FL CON ZN 6
FUND 22-375

Detail by Revenue and Expenditure Object		2017-18 Actuals	2018-19 Actual [x] Estimated [ ]	2019-20 Recommended Budget	2019-20 Adopted by the Board of Supervisors
REV FROM USE OF MONEY & PROP					
INTEREST	40430	2,475	3,973	2,000	2,000
TOTAL REV FROM USE OF MONEY & PROP		**2,475**	**3,973**	**2,000**	**2,000**
INTERGOVERNMENTAL REVENUES					
FED-FEMA	41093	340,976	132,934		
TOTAL INTERGOVERNMENTAL REVENUES		**340,976**	**132,934**	**0**	**0**
CHARGES FOR SERVICES					
PERMIT PROCESSING FEES	41576	30,725	42,005	40,000	40,000
DRAINAGE CHARGES	42026	177,976	23,149	70,000	70,000
TOTAL CHARGES FOR SERVICES		**208,701**	**65,154**	**110,000**	**110,000**
TOTAL REVENUE		**552,152**	**202,061**	**112,000**	**112,000**
SERVICES AND SUPPLIES					
DPW SERVICES-GENERAL MONEY	62330	52,633	61,405	67,000	67,101
TOTAL SERVICES AND SUPPLIES		**52,633**	**61,405**	**67,000**	**67,101**
FIXED ASSETS					
BUILDINGS AND IMPROVEMENTS	86110	308,780	167,268	408,469	312,155
TOTAL FIXED ASSETS		**308,780**	**167,268**	**408,469**	**312,155**
TOTAL EXPENDITURES/APPROPRIATIONS		**361,413**	**228,673**	**475,469**	**379,256**
NET COST		**-190,739**	**26,612**	**363,469**	**267,256**

COUNTY OF SANTA CRUZ

SPECIAL DISTRICTS AND OTHER AGENCIES
FINANCING SOURCES AND USES BY BUDGET UNIT BY SUB-OBJECT
FISCAL YEAR 2019-20

622380 SC FL CON ZN 7
FUND 22-380

Detail by Revenue and Expenditure Object		2017-18 Actuals	2018-19 Actual [x] Estimated [ ]	2019-20 Recommended Budget	2019-20 Adopted by the Board of Supervisors
REV FROM USE OF MONEY & PROP					
INTEREST	40430	4,811	9,247		
TOTAL REV FROM USE OF MONEY & PROP		**4,811**	**9,247**	**0**	**0**
INTERGOVERNMENTAL REVENUES					
ST-NATURAL DISASTER ASSISTANCE	40810	-17,900	62,122	82,940	82,940
ST-PROP 1E DISSTR PREP/FLD PRT	40898	424,198	5,000	501,369	501,369
ST-PROP 84 -2006 ACT/PRC 75000	40900	23,214	-6,210		
FED-FEMA	41093		129,005	331,760	331,760
CONTR FR OTHER GOVT AGENCIES	41150		11,511		
TOTAL INTERGOVERNMENTAL REVENUES		**429,512**	**201,428**	**916,069**	**916,069**
CHARGES FOR SERVICES					
DRAINAGE CHARGES	42026	1,862,430	1,966,906	2,025,960	2,025,960
TOTAL CHARGES FOR SERVICES		**1,862,430**	**1,966,906**	**2,025,960**	**2,025,960**
TOTAL REVENUE		**2,296,753**	**2,177,581**	**2,942,029**	**2,942,029**
SERVICES AND SUPPLIES					
DPW SERVICES-GENERAL MONEY	62330	829,744	938,246	875,000	875,000
TOTAL SERVICES AND SUPPLIES		**829,744**	**938,246**	**875,000**	**875,000**
FIXED ASSETS					
BUILDINGS AND IMPROVEMENTS	86110	1,353,985	1,189,219	2,398,381	2,695,563
TOTAL FIXED ASSETS		**1,353,985**	**1,189,219**	**2,398,381**	**2,695,563**
OTHER FINANCING USES					
OPERATING TRANSFERS OUT	90000		265,000	136,155	136,155
TOTAL OTHER FINANCING USES		**0**	**265,000**	**136,155**	**136,155**
APPROP FOR CONTINGENCIES					
APPROP FOR CONTINGENCIES	98700			413,206	413,206
TOTAL APPROP FOR CONTINGENCIES		**0**	**0**	**413,206**	**413,206**
TOTAL EXPENDITURES/APPROPRIATIONS		**2,183,729**	**2,392,465**	**3,822,742**	**4,119,924**
NET COST		**-113,024**	**214,884**	**880,713**	**1,177,895**

COUNTY OF SANTA CRUZ

SPECIAL DISTRICTS AND OTHER AGENCIES
FINANCING SOURCES AND USES BY BUDGET UNIT BY SUB-OBJECT
FISCAL YEAR 2019-20

622385 SC FL CON ZN 7A
FUND 22-385

Detail by Revenue and Expenditure Object		2017-18 Actuals	2018-19 Actual [x] Estimated [ ]	2019-20 Recommended Budget	2019-20 Adopted by the Board of Supervisors
REV FROM USE OF MONEY & PROP					
INTEREST	40430	5,522	10,208	9,000	9,000
TOTAL REV FROM USE OF MONEY & PROP		**5,522**	**10,208**	**9,000**	**9,000**
CHARGES FOR SERVICES					
DRAINAGE CHARGES	42026	71,781	60,284	150,000	150,000
TOTAL CHARGES FOR SERVICES		**71,781**	**60,284**	**150,000**	**150,000**
TOTAL REVENUE		**77,303**	**70,492**	**159,000**	**159,000**
SERVICES AND SUPPLIES					
DPW SERVICES-GENERAL MONEY	62330	5,903	22,689	27,000	27,000
TOTAL SERVICES AND SUPPLIES		**5,903**	**22,689**	**27,000**	**27,000**
FIXED ASSETS					
BUILDINGS AND IMPROVEMENTS	86110			680,734	666,538
TOTAL FIXED ASSETS		**0**	**0**	**680,734**	**666,538**
TOTAL EXPENDITURES/APPROPRIATIONS		**5,903**	**22,689**	**707,734**	**693,538**
NET COST		**-71,400**	**-47,803**	**548,734**	**534,538**

This Page Intentionally Left Blank

Health and Sanitation

COUNTY OF SANTA CRUZ

SPECIAL DISTRICTS AND OTHER AGENCIES
FINANCING SOURCES AND USES BY BUDGET UNIT BY SUB-OBJECT
FISCAL YEAR 2019-20

130320 MOSQUITO ABATEMENT CSA #53
FUND 22-233

Detail by Revenue and Expenditure Object		2017-18 Actuals	2018-19 Actual [x] Estimated [ ]	2019-20 Recommended Budget	2019-20 Adopted by the Board of Supervisors
REV FROM USE OF MONEY & PROP					
INTEREST	40430	12,004	13,440	12,000	12,000
TOTAL REV FROM USE OF MONEY & PROP		**12,004**	**13,440**	**12,000**	**12,000**
CHARGES FOR SERVICES					
DISTRICT SERVICE CHARGES	42024	284,789	284,829	284,404	284,404
DISTRICT SERVICE CHGS-OTHER	42029	250,556	257,207	265,238	265,238
TOTAL CHARGES FOR SERVICES		**535,345**	**542,036**	**549,642**	**549,642**
TOTAL REVENUE		**547,349**	**555,476**	**561,642**	**561,642**
SERVICES AND SUPPLIES					
ACCOUNTING AND AUDITING FEES	62301	190	190	200	200
TOTAL SERVICES AND SUPPLIES		**190**	**190**	**200**	**200**
OTHER CHARGES					
COUNTY OVERHEAD A87/CP	75315	10,935	12,662	16,062	16,061
TOTAL OTHER CHARGES		**10,935**	**12,662**	**16,062**	**16,061**
OTHER FINANCING USES					
OPERATING TRANSFERS OUT	90000	818,686	667,471	698,889	695,673
TOTAL OTHER FINANCING USES		**818,686**	**667,471**	**698,889**	**695,673**
TOTAL EXPENDITURES/APPROPRIATIONS		**829,811**	**680,323**	**715,151**	**711,934**
NET COST		**282,462**	**124,847**	**153,509**	**150,292**

COUNTY OF SANTA CRUZ

SPECIAL DISTRICTS AND OTHER AGENCIES
FINANCING SOURCES AND USES BY BUDGET UNIT BY SUB-OBJECT
FISCAL YEAR 2019-20

130321 MOSQUITO ABATEMENT CSA #53-NO
FUND 22-234

Detail by Revenue and Expenditure Object		2017-18 Actuals	2018-19 Actual [x] Estimated [ ]	2019-20 Recommended Budget	2019-20 Adopted by the Board of Supervisors
REV FROM USE OF MONEY & PROP					
INTEREST	40430	10,593	9,360	10,000	10,000
TOTAL REV FROM USE OF MONEY & PROP		**10,593**	**9,360**	**10,000**	**10,000**
CHARGES FOR SERVICES					
OTHER CHARGES CURRENT SERVICES	42047	892,057	917,313	921,169	921,169
TOTAL CHARGES FOR SERVICES		**892,057**	**917,313**	**921,169**	**921,169**
TOTAL REVENUE		**902,650**	**926,673**	**931,169**	**931,169**
SERVICES AND SUPPLIES					
ACCOUNTING AND AUDITING FEES	62301	310	310	350	350
TOTAL SERVICES AND SUPPLIES		**310**	**310**	**350**	**350**
OTHER CHARGES					
COUNTY OVERHEAD A87/CP	75315	25,516	18,994	24,092	24,092
TOTAL OTHER CHARGES		**25,516**	**18,994**	**24,092**	**24,092**
OTHER FINANCING USES					
OPERATING TRANSFERS OUT	90000	1,228,029	998,746	1,048,334	1,043,509
TOTAL OTHER FINANCING USES		**1,228,029**	**998,746**	**1,048,334**	**1,043,509**
TOTAL EXPENDITURES/APPROPRIATIONS		**1,253,855**	**1,018,050**	**1,072,776**	**1,067,951**
NET COST		**351,205**	**91,377**	**141,607**	**136,782**

COUNTY OF SANTA CRUZ

SPECIAL DISTRICTS AND OTHER AGENCIES
FINANCING SOURCES AND USES BY BUDGET UNIT BY SUB-OBJECT
FISCAL YEAR 2019-20

136076 PASATIEMPO/ROLLING WDS SWR DIS
FUND 22-270

Detail by Revenue and Expenditure Object		2017-18 Actuals	2018-19 Actual [x] Estimated [ ]	2019-20 Recommended Budget	2019-20 Adopted by the Board of Supervisors
REV FROM USE OF MONEY & PROP					
INTEREST	40430	4	2		
TOTAL REV FROM USE OF MONEY & PROP		**4**	**2**	**0**	**0**
CHARGES FOR SERVICES					
JOB COST BILLINGS ONLY	42108		-2		
TOTAL CHARGES FOR SERVICES		**0**	**-2**	**0**	**0**
TOTAL REVENUE		**4**	**0**	**0**	**0**
SERVICES AND SUPPLIES					
DPW SERVICES-GENERAL MONEY	62330	179	195		
TOTAL SERVICES AND SUPPLIES		**179**	**195**	**0**	**0**
TOTAL EXPENDITURES/APPROPRIATIONS		**179**	**195**	**0**	**0**
NET COST		**175**	**195**	**0**	**0**

This Page Intentionally Left Blank

Recreation

STATE CONTROLLER SCHEDULES
COUNTY BUDGET ACT
JANUARY 2010 EDITION, REVISION #1

SCHEDULE 15

COUNTY OF SANTA CRUZ
SPECIAL DISTRICTS AND OTHER AGENCIES
FINANCING SOURCES AND USES BY BUDGET UNIT BY SUB-OBJECT
FISCAL YEAR 2019-20

134910 CSA #11-PARKS & REC
FUND 22-290

Detail by Revenue and Expenditure Object		2017-18 Actuals	2018-19 Actual [x] Estimated [ ]	2019-20 Recommended Budget	2019-20 Adopted by the Board of Supervisors
TAXES					
PROPERTY TAX-CURRENT SEC-GEN	40100	401,354	423,272	453,299	453,299
RESIDUAL DISTRIBUTION	40106	53	63		
PROPERTY TAX-CURRENT UNSEC-GEN	40110	8,015	8,736	8,700	8,700
PROPERTY TAX-PRIOR UNSEC-GEN	40130	460	754		
PENALTIES FOR DEL TAXES-SEE441	40142	43			
REDMPTN PNLT -DELTXS-SEE 44143	40143	85			
SUPP PROP TAX-CURRENT SEC	40150	7,215	10,088	7,000	7,000
SUPP PROP TAX-CURRENT UNSEC	40151	134	447		
SUPP PROP TAX-PRIOR SEC	40160	354	179		
SUPP PROP TAX-PRIOR UNSEC	40161	80	111		
ASSESSMENTS	40192	342,974	343,833	343,500	343,500
IN-LIEU TAXES OTHER	40197	119	123		
SUPPLEMENTAL ALLOCATION PLAN	40205	950,310	1,033,746	1,068,947	1,068,947
TOTAL TAXES		**1,711,196**	**1,821,352**	**1,881,446**	**1,881,446**
FINES, FORFEITURES & ASSMNTS					
PENALTIES FOR DELINQUENT TAXES	44142		26		
REDMPTN PNLTIES FOR DELINQ TXS	44143		41		
TOTAL FINES, FORFEITURES & ASSMNTS		**0**	**67**	**0**	**0**
REV FROM USE OF MONEY & PROP					
INTEREST	40430	19,450	34,297	26,800	26,800
TOTAL REV FROM USE OF MONEY & PROP		**19,450**	**34,297**	**26,800**	**26,800**
INTERGOVERNMENTAL REVENUES					
ST-HOMEOWNERS' PROP TAX RELIEF	40830	2,575	2,559	2,610	2,610
ST-OTHR TAX RELIEF SUBVENTIONS	40852	400	535	300	300
RDA PASS-THROUGHS	41162	3,342	5,679	4,000	4,000
TOTAL INTERGOVERNMENTAL REVENUES		**6,317**	**8,773**	**6,910**	**6,910**
OTHER FINANCING SOURCES					
OPERATING TRANSFER IN	42462	181,117		65,767	65,767
TOTAL OTHER FINANCING SOURCES		**181,117**	**0**	**65,767**	**65,767**
TOTAL REVENUE		**1,918,080**	**1,864,489**	**1,980,923**	**1,980,923**
SERVICES AND SUPPLIES					
ACCOUNTING AND AUDITING FEES	62301	500	500	550	550
POSCS SERVICES	62380	1,552,190	1,618,476	1,843,852	1,843,852
TOTAL SERVICES AND SUPPLIES		**1,552,690**	**1,618,976**	**1,844,402**	**1,844,402**
OTHER CHARGES					
COUNTY OVERHEAD A87/CP	75315	9,671	4,332	4,987	4,985
TOTAL OTHER CHARGES		**9,671**	**4,332**	**4,987**	**4,985**
FIXED ASSETS					
EQUIPMENT	86204	5,086			
FIELD EQUIPMENT	86206		7,700	85,000	111,734
MOBILE EQUIPMENT	86209	57,413	47,647	252,000	327,588
TOTAL FIXED ASSETS		**62,499**	**55,347**	**337,000**	**439,322**
OTHER FINANCING USES					
OPERATING TRANSFERS OUT	90000	181,117		65,767	65,767

STATE CONTROLLER SCHEDULES
COUNTY BUDGET ACT
JANUARY 2010 EDITION, REVISION #1

SCHEDULE 15

COUNTY OF SANTA CRUZ
SPECIAL DISTRICTS AND OTHER AGENCIES
FINANCING SOURCES AND USES BY BUDGET UNIT BY SUB-OBJECT
FISCAL YEAR 2019-20

134910 CSA #11-PARKS & REC
FUND 22-290

Detail by Revenue and Expenditure Object		2017-18 Actuals	2018-19 Actual [x] Estimated [ ]	2019-20 Recommended Budget	2019-20 Adopted by the Board of Supervisors
OP/TR OUT-TO 131215 CERTS	90003	64,527	64,850	65,767	65,767
TOTAL OTHER FINANCING USES		**245,644**	**64,850**	**131,534**	**131,534**
TOTAL EXPENDITURES/APPROPRIATIONS		**1,870,504**	**1,743,505**	**2,317,923**	**2,420,243**
NET COST		**47,576**	**120,984**	**-337,000**	**-439,320**

Roads

COUNTY OF SANTA CRUZ

SPECIAL DISTRICTS AND OTHER AGENCIES
FINANCING SOURCES AND USES BY BUDGET UNIT BY SUB-OBJECT
FISCAL YEAR 2019-20

622100 APTOS SEASCAPE CSA 3
FUND 22-100

Detail by Revenue and Expenditure Object		2017-18 Actuals	2018-19 Actual [x] Estimated [ ]	2019-20 Recommended Budget	2019-20 Adopted by the Board of Supervisors
REV FROM USE OF MONEY & PROP					
INTEREST	40430	106	131	75	75
TOTAL REV FROM USE OF MONEY & PROP		**106**	**131**	**75**	**75**
CHARGES FOR SERVICES					
DISTRICT SERVICE CHARGES	42024	79,596	79,596	79,596	79,596
TOTAL CHARGES FOR SERVICES		**79,596**	**79,596**	**79,596**	**79,596**
TOTAL REVENUE		**79,702**	**79,727**	**79,671**	**79,671**
SERVICES AND SUPPLIES					
DPW SERVICES-GENERAL MONEY	62330	80,611	82,429	80,004	81,877
TOTAL SERVICES AND SUPPLIES		**80,611**	**82,429**	**80,004**	**81,877**
TOTAL EXPENDITURES/APPROPRIATIONS		**80,611**	**82,429**	**80,004**	**81,877**
NET COST		**909**	**2,702**	**333**	**2,206**

COUNTY OF SANTA CRUZ

SPECIAL DISTRICTS AND OTHER AGENCIES
FINANCING SOURCES AND USES BY BUDGET UNIT BY SUB-OBJECT
FISCAL YEAR 2019-20

622105 BRAEMOOR CSA 47
FUND 22-105

Detail by Revenue and Expenditure Object		2017-18 Actuals	2018-19 Actual [x] Estimated [ ]	2019-20 Recommended Budget	2019-20 Adopted by the Board of Supervisors
REV FROM USE OF MONEY & PROP					
INTEREST	40430	786	1,535	1,400	1,400
TOTAL REV FROM USE OF MONEY & PROP		**786**	**1,535**	**1,400**	**1,400**
CHARGES FOR SERVICES					
OTHER ROAD & STREET SERVICES	41582	10,767	10,767	11,187	11,187
TOTAL CHARGES FOR SERVICES		**10,767**	**10,767**	**11,187**	**11,187**
TOTAL REVENUE		**11,553**	**12,302**	**12,587**	**12,587**
SERVICES AND SUPPLIES					
DPW SERVICES-GENERAL MONEY	62330	127	1,219	95,685	95,308
TOTAL SERVICES AND SUPPLIES		**127**	**1,219**	**95,685**	**95,308**
TOTAL EXPENDITURES/APPROPRIATIONS		**127**	**1,219**	**95,685**	**95,308**
NET COST		**-11,426**	**-11,083**	**83,098**	**82,721**

COUNTY OF SANTA CRUZ

SPECIAL DISTRICTS AND OTHER AGENCIES
FINANCING SOURCES AND USES BY BUDGET UNIT BY SUB-OBJECT
FISCAL YEAR 2019-20

622115 CO HWY SAFETY SERVICE AREA #9
FUND 22-115

Detail by Revenue and Expenditure Object		2017-18 Actuals	2018-19 Actual [x] Estimated [ ]	2019-20 Recommended Budget	2019-20 Adopted by the Board of Supervisors
TAXES					
PROPERTY TAX-CURRENT SEC-GEN	40100	280,253	296,525	286,184	286,184
RESIDUAL DISTRIBUTION	40106	26,515	31,478	3,075	3,075
PROPERTY TAX-CURRENT UNSEC-GEN	40110	5,518	6,034	5,125	5,125
PROPERTY TAX-PRIOR UNSEC-GEN	40130	316	520		
PENALTIES FOR DEL TAXES-SEE441	40142	41			
REDMPTN PNLT -DELTXS-SEE 44143	40143	80			
SUPP PROP TAX-CURRENT SEC	40150	6,817	9,535	3,517	3,517
SUPP PROP TAX-CURRENT UNSEC	40151	127	423		
SUPP PROP TAX-PRIOR SEC	40160	334	170		
SUPP PROP TAX-PRIOR UNSEC	40161	76	105		
IN-LIEU TAXES OTHER	40197	109	113		
TOTAL TAXES		**320,186**	**344,903**	**297,901**	**297,901**
FINES, FORFEITURES & ASSMNTS					
PENALTIES FOR DELINQUENT TAXES	44142		25		
REDMPTN PNLTIES FOR DELINQ TXS	44143		38		
TOTAL FINES, FORFEITURES & ASSMNTS		**0**	**63**	**0**	**0**
REV FROM USE OF MONEY & PROP					
INTEREST	40430	3,013	5,473		
TOTAL REV FROM USE OF MONEY & PROP		**3,013**	**5,473**	**0**	**0**
INTERGOVERNMENTAL REVENUES					
ST-HOMEOWNERS' PROP TAX RELIEF	40830	1,780	1,777	1,863	1,863
ST-OTHR TAX RELIEF SUBVENTIONS	40852	260	347		
RDA PASS-THROUGHS	41162	639	1,095		
TOTAL INTERGOVERNMENTAL REVENUES		**2,679**	**3,219**	**1,863**	**1,863**
CHARGES FOR SERVICES					
OTHER ROAD & STREET SERVICES	41582	781,660	781,511	801,175	801,175
TOTAL CHARGES FOR SERVICES		**781,660**	**781,511**	**801,175**	**801,175**
MISC. REVENUES					
OTHER REVENUE	42384		1,200		
TOTAL MISC. REVENUES		**0**	**1,200**	**0**	**0**
TOTAL REVENUE		**1,107,538**	**1,136,369**	**1,100,939**	**1,100,939**
SERVICES AND SUPPLIES					
DPW SERVICES-GENERAL MONEY	62330	863,803	1,034,329	1,030,939	1,032,259
TOTAL SERVICES AND SUPPLIES		**863,803**	**1,034,329**	**1,030,939**	**1,032,259**
FIXED ASSETS					
BUILDINGS AND IMPROVEMENTS	86110	118,048	139,554	70,000	316,635
TOTAL FIXED ASSETS		**118,048**	**139,554**	**70,000**	**316,635**

COUNTY OF SANTA CRUZ

SPECIAL DISTRICTS AND OTHER AGENCIES
FINANCING SOURCES AND USES BY BUDGET UNIT BY SUB-OBJECT
FISCAL YEAR 2019-20

622115 CO HWY SAFETY SERVICE AREA #9
FUND 22-115

Detail by Revenue and Expenditure Object	2017-18 Actuals	2018-19 Actual [x] Estimated [ ]	2019-20 Recommended Budget	2019-20 Adopted by the Board of Supervisors
TOTAL EXPENDITURES/APPROPRIATIONS	**981,851**	**1,173,883**	**1,100,939**	**1,348,894**
NET COST	**-125,687**	**37,514**	**0**	**247,955**

COUNTY OF SANTA CRUZ

SPECIAL DISTRICTS AND OTHER AGENCIES
FINANCING SOURCES AND USES BY BUDGET UNIT BY SUB-OBJECT
FISCAL YEAR 2019-20

622120 CO HWY SAFTY SERV AREA #9 ZN A
FUND 22-120

Detail by Revenue and Expenditure Object		2017-18 Actuals	2018-19 Actual [x] Estimated [ ]	2019-20 Recommended Budget	2019-20 Adopted by the Board of Supervisors
TAXES					
PROPERTY TAX-CURRENT SEC-GEN	40100	428,908	449,211	440,000	440,000
RESIDUAL DISTRIBUTION	40106	71,598	84,385		
PROPERTY TAX-CURRENT UNSEC-GEN	40110	8,419	9,112	8,200	8,200
PROPERTY TAX-PRIOR UNSEC-GEN	40130	484	789		
PENALTIES FOR DEL TAXES-SEE441	40142	71			
REDMPTN PNLT -DELTXS-SEE 44143	40143	141			
SUPP PROP TAX-CURRENT SEC	40150	11,986	16,666		
SUPP PROP TAX-CURRENT UNSEC	40151	223	742		
SUPP PROP TAX-PRIOR SEC	40160	588	297		
SUPP PROP TAX-PRIOR UNSEC	40161	133	184		
IN-LIEU TAXES OTHER	40197	41	37		
TOTAL TAXES		**522,592**	**561,423**	**448,200**	**448,200**
FINES, FORFEITURES & ASSMNTS					
PENALTIES FOR DELINQUENT TAXES	44142		43		
REDMPTN PNLTIES FOR DELINQ TXS	44143		67		
TOTAL FINES, FORFEITURES & ASSMNTS		**0**	**110**	**0**	**0**
REV FROM USE OF MONEY & PROP					
INTEREST	40430	18,558	34,007	12,000	12,000
TOTAL REV FROM USE OF MONEY & PROP		**18,558**	**34,007**	**12,000**	**12,000**
INTERGOVERNMENTAL REVENUES					
ST-HOMEOWNERS' PROP TAX RELIEF	40830	2,721	2,694	2,700	2,700
RDA PASS-THROUGHS	41162	1,457	2,461	1,025	1,025
TOTAL INTERGOVERNMENTAL REVENUES		**4,178**	**5,155**	**3,725**	**3,725**
CHARGES FOR SERVICES					
OTHER ROAD & STREET SERVICES	41582	105,272	104,956	104,321	104,321
TOTAL CHARGES FOR SERVICES		**105,272**	**104,956**	**104,321**	**104,321**
TOTAL REVENUE		**650,600**	**705,651**	**568,246**	**568,246**
SERVICES AND SUPPLIES					
DPW SERVICES-GENERAL MONEY	62330	576,348	564,251	1,020,575	1,339,229
TOTAL SERVICES AND SUPPLIES		**576,348**	**564,251**	**1,020,575**	**1,339,229**
FIXED ASSETS					
BUILDINGS AND IMPROVEMENTS	86110		202		149,798
TOTAL FIXED ASSETS		**0**	**202**	**0**	**149,798**
APPROP FOR CONTINGENCIES					
APPROP FOR CONTINGENCIES	98700			850,092	850,092
TOTAL APPROP FOR CONTINGENCIES		**0**	**0**	**850,092**	**850,092**

COUNTY OF SANTA CRUZ

SPECIAL DISTRICTS AND OTHER AGENCIES
FINANCING SOURCES AND USES BY BUDGET UNIT BY SUB-OBJECT
FISCAL YEAR 2019-20

622120 CO HWY SAFTY SERV AREA #9 ZN A
FUND 22-120

Detail by Revenue and Expenditure Object	2017-18 Actuals	2018-19 Actual [x] Estimated [ ]	2019-20 Recommended Budget	2019-20 Adopted by the Board of Supervisors
TOTAL EXPENDITURES/APPROPRIATIONS	**576,348**	**564,453**	**1,870,667**	**2,339,119**
NET COST	**-74,252**	**-141,198**	**1,302,421**	**1,770,873**

COUNTY OF SANTA CRUZ

SPECIAL DISTRICTS AND OTHER AGENCIES
FINANCING SOURCES AND USES BY BUDGET UNIT BY SUB-OBJECT
FISCAL YEAR 2019-20

622125 CO HWY SAFETY SERV AREA 9 ZN B
FUND 22-125

Detail by Revenue and Expenditure Object		2017-18 Actuals	2018-19 Actual [x] Estimated [ ]	2019-20 Recommended Budget	2019-20 Adopted by the Board of Supervisors
TAXES					
PROPERTY TAX-CURRENT SEC-GEN	40100	8,448	8,865	8,868	8,868
RESIDUAL DISTRIBUTION	40106	11,558	13,929	1,200	1,200
PROPERTY TAX-CURRENT UNSEC-GEN	40110	164	177	171	171
PROPERTY TAX-PRIOR UNSEC-GEN	40130	9	15		
PENALTIES FOR DEL TAXES-SEE441	40142	4		3	3
REDMPTN PNLT -DELTXS-SEE 44143	40143	8		4	4
SUPP PROP TAX-CURRENT SEC	40150	698	981	787	787
SUPP PROP TAX-CURRENT UNSEC	40151	13	44		
SUPP PROP TAX-PRIOR SEC	40160	34	18		
SUPP PROP TAX-PRIOR UNSEC	40161	8	11		
IN-LIEU TAXES OTHER	40197	24	22		
TOTAL TAXES		**20,968**	**24,062**	**11,033**	**11,033**
FINES, FORFEITURES & ASSMNTS					
PENALTIES FOR DELINQUENT TAXES	44142		3		
REDMPTN PNLTIES FOR DELINQ TXS	44143		4		
TOTAL FINES, FORFEITURES & ASSMNTS		**0**	**7**	**0**	**0**
REV FROM USE OF MONEY & PROP					
INTEREST	40430	232	698	400	400
TOTAL REV FROM USE OF MONEY & PROP		**232**	**698**	**400**	**400**
INTERGOVERNMENTAL REVENUES					
ST-HOMEOWNERS' PROP TAX RELIEF	40830	55	56		
RDA PASS-THROUGHS	41162	212	345	275	275
TOTAL INTERGOVERNMENTAL REVENUES		**267**	**401**	**275**	**275**
TOTAL REVENUE		**21,467**	**25,168**	**11,708**	**11,708**
SERVICES AND SUPPLIES					
DPW SERVICES-GENERAL MONEY	62330		280	2,150	17,398
TOTAL SERVICES AND SUPPLIES		**0**	**280**	**2,150**	**17,398**
OTHER CHARGES					
CONTRIB TO OTHER AGENCIES-OTH	75231	11,835	15,000	16,500	16,500
TOTAL OTHER CHARGES		**11,835**	**15,000**	**16,500**	**16,500**
APPROP FOR CONTINGENCIES					
APPROP FOR CONTINGENCIES	98700			15,421	15,421
TOTAL APPROP FOR CONTINGENCIES		**0**	**0**	**15,421**	**15,421**
TOTAL EXPENDITURES/APPROPRIATIONS		**11,835**	**15,280**	**34,071**	**49,319**
NET COST		**-9,632**	**-9,888**	**22,363**	**37,611**

COUNTY OF SANTA CRUZ

SPECIAL DISTRICTS AND OTHER AGENCIES
FINANCING SOURCES AND USES BY BUDGET UNIT BY SUB-OBJECT
FISCAL YEAR 2019-20

622130 CO ROAD MAINT CSA 9D ZONE 1
FUND 22-130

Detail by Revenue and Expenditure Object		2017-18 Actuals	2018-19 Actual [x] Estimated [ ]	2019-20 Recommended Budget	2019-20 Adopted by the Board of Supervisors
REV FROM USE OF MONEY & PROP					
INTEREST	40430	897	-4,047	1,200	1,200
TOTAL REV FROM USE OF MONEY & PROP		**897**	**-4,047**	**1,200**	**1,200**
CHARGES FOR SERVICES					
OTHER ROAD & STREET SERVICES	41582	857,338	864,810	857,306	857,306
TOTAL CHARGES FOR SERVICES		**857,338**	**864,810**	**857,306**	**857,306**
TOTAL REVENUE		**858,235**	**860,763**	**858,506**	**858,506**
SERVICES AND SUPPLIES					
DPW SERVICES-GENERAL MONEY	62330	906,200	891,185	902,083	860,764
TOTAL SERVICES AND SUPPLIES		**906,200**	**891,185**	**902,083**	**860,764**
TOTAL EXPENDITURES/APPROPRIATIONS		**906,200**	**891,185**	**902,083**	**860,764**
NET COST		**47,965**	**30,422**	**43,577**	**2,258**

COUNTY OF SANTA CRUZ

SPECIAL DISTRICTS AND OTHER AGENCIES
FINANCING SOURCES AND USES BY BUDGET UNIT BY SUB-OBJECT
FISCAL YEAR 2019-20

622135 CO ROAD MAINT CSA 9D ZONE 2
FUND 22-135

Detail by Revenue and Expenditure Object		2017-18 Actuals	2018-19 Actual [x] Estimated [ ]	2019-20 Recommended Budget	2019-20 Adopted by the Board of Supervisors
REV FROM USE OF MONEY & PROP					
INTEREST	40430	-2,504	-6,095		
TOTAL REV FROM USE OF MONEY & PROP		**-2,504**	**-6,095**	**0**	**0**
CHARGES FOR SERVICES					
OTHER ROAD & STREET SERVICES	41582	1,393,401	1,403,753	1,411,841	1,411,841
TOTAL CHARGES FOR SERVICES		**1,393,401**	**1,403,753**	**1,411,841**	**1,411,841**
TOTAL REVENUE		**1,390,897**	**1,397,658**	**1,411,841**	**1,411,841**
SERVICES AND SUPPLIES					
DPW SERVICES-GENERAL MONEY	62330	1,448,595	1,448,034	1,499,826	1,416,057
TOTAL SERVICES AND SUPPLIES		**1,448,595**	**1,448,034**	**1,499,826**	**1,416,057**
TOTAL EXPENDITURES/APPROPRIATIONS		**1,448,595**	**1,448,034**	**1,499,826**	**1,416,057**
NET COST		**57,698**	**50,376**	**87,985**	**4,216**

COUNTY OF SANTA CRUZ

SPECIAL DISTRICTS AND OTHER AGENCIES
FINANCING SOURCES AND USES BY BUDGET UNIT BY SUB-OBJECT
FISCAL YEAR 2019-20

622140 CO ROAD MAINT CSA 9D ZONE 3
FUND 22-140

Detail by Revenue and Expenditure Object		2017-18 Actuals	2018-19 Actual [x] Estimated [ ]	2019-20 Recommended Budget	2019-20 Adopted by the Board of Supervisors
REV FROM USE OF MONEY & PROP					
INTEREST	40430	-25	-1,399	300	300
TOTAL REV FROM USE OF MONEY & PROP		**-25**	**-1,399**	**300**	**300**
CHARGES FOR SERVICES					
OTHER ROAD & STREET SERVICES	41582	403,834	406,513	403,612	403,612
TOTAL CHARGES FOR SERVICES		**403,834**	**406,513**	**403,612**	**403,612**
TOTAL REVENUE		**403,809**	**405,114**	**403,912**	**403,912**
SERVICES AND SUPPLIES					
DPW SERVICES-GENERAL MONEY	62330	369,349	357,104	415,609	487,371
TOTAL SERVICES AND SUPPLIES		**369,349**	**357,104**	**415,609**	**487,371**
TOTAL EXPENDITURES/APPROPRIATIONS		**369,349**	**357,104**	**415,609**	**487,371**
NET COST		**-34,460**	**-48,010**	**11,697**	**83,459**

COUNTY OF SANTA CRUZ

SPECIAL DISTRICTS AND OTHER AGENCIES
FINANCING SOURCES AND USES BY BUDGET UNIT BY SUB-OBJECT
FISCAL YEAR 2019-20

136105 CSA 9E-STREETSCAPE
FUND 22-141

Detail by Revenue and Expenditure Object		2017-18 Actuals	2018-19 Actual [x] Estimated [ ]	2019-20 Recommended Budget	2019-20 Adopted by the Board of Supervisors
REV FROM USE OF MONEY & PROP					
INTEREST	40430	141	212	100	100
TOTAL REV FROM USE OF MONEY & PROP		**141**	**212**	**100**	**100**
CHARGES FOR SERVICES					
DISTRICT SERVICE CHARGES	42024	38,601	38,684	38,746	38,746
TOTAL CHARGES FOR SERVICES		**38,601**	**38,684**	**38,746**	**38,746**
MISC. REVENUES					
OTHER REVENUE	42384	1,844			
TOTAL MISC. REVENUES		**1,844**	**0**	**0**	**0**
TOTAL REVENUE		**40,586**	**38,896**	**38,846**	**38,846**
SERVICES AND SUPPLIES					
DPW SERVICES-GENERAL MONEY	62330	40,663	40,414	38,846	49,397
TOTAL SERVICES AND SUPPLIES		**40,663**	**40,414**	**38,846**	**49,397**
TOTAL EXPENDITURES/APPROPRIATIONS		**40,663**	**40,414**	**38,846**	**49,397**
NET COST		**77**	**1,518**	**0**	**10,551**

COUNTY OF SANTA CRUZ

SPECIAL DISTRICTS AND OTHER AGENCIES
FINANCING SOURCES AND USES BY BUDGET UNIT BY SUB-OBJECT
FISCAL YEAR 2019-20

622142 SOQUEL VILLAGE CSA #9F
FUND 22-142

Detail by Revenue and Expenditure Object		2017-18 Actuals	2018-19 Actual [x] Estimated [ ]	2019-20 Recommended Budget	2019-20 Adopted by the Board of Supervisors
LICENSES, PERMITS AND FRANCHIS					
ROAD PRIVILEGES & PERMITS	40262	30,639	33,888	30,000	30,000
TOTAL LICENSES, PERMITS AND FRANCHIS		**30,639**	**33,888**	**30,000**	**30,000**
FINES, FORFEITURES & ASSMNTS					
PARKING METER FINES	40400	8,868	29,253	30,000	30,000
TOTAL FINES, FORFEITURES & ASSMNTS		**8,868**	**29,253**	**30,000**	**30,000**
REV FROM USE OF MONEY & PROP					
INTEREST	40430	232	169		
TOTAL REV FROM USE OF MONEY & PROP		**232**	**169**	**0**	**0**
TOTAL REVENUE		**39,739**	**63,310**	**60,000**	**60,000**
SERVICES AND SUPPLIES					
DPW SERVICES-GENERAL MONEY	62330	69,666	42,028	62,800	84,232
TOTAL SERVICES AND SUPPLIES		**69,666**	**42,028**	**62,800**	**84,232**
FIXED ASSETS					
EQUIPMENT	86204	53			
TOTAL FIXED ASSETS		**53**	**0**	**0**	**0**
TOTAL EXPENDITURES/APPROPRIATIONS		**69,719**	**42,028**	**62,800**	**84,232**
NET COST		**29,980**	**-21,282**	**2,800**	**24,232**

COUNTY OF SANTA CRUZ

SPECIAL DISTRICTS AND OTHER AGENCIES
FINANCING SOURCES AND USES BY BUDGET UNIT BY SUB-OBJECT
FISCAL YEAR 2019-20

622145 COUNTRY ESTATES CSA 35
FUND 22-145

Detail by Revenue and Expenditure Object		2017-18 Actuals	2018-19 Actual [x] Estimated [ ]	2019-20 Recommended Budget	2019-20 Adopted by the Board of Supervisors
REV FROM USE OF MONEY & PROP					
INTEREST	40430	321	84	100	100
TOTAL REV FROM USE OF MONEY & PROP		**321**	**84**	**100**	**100**
INTERGOVERNMENTAL REVENUES					
ST-NATURAL DISASTER ASSISTANCE	40810		1,219		
FED-FEMA	41093		4,875		
TOTAL INTERGOVERNMENTAL REVENUES		**0**	**6,094**	**0**	**0**
CHARGES FOR SERVICES					
OTHER ROAD & STREET SERVICES	41582	17,131	17,628	18,315	18,315
TOTAL CHARGES FOR SERVICES		**17,131**	**17,628**	**18,315**	**18,315**
TOTAL REVENUE		**17,452**	**23,806**	**18,415**	**18,415**
SERVICES AND SUPPLIES					
DPW SERVICES-GENERAL MONEY	62330	62,112	6,236	35,519	36,550
TOTAL SERVICES AND SUPPLIES		**62,112**	**6,236**	**35,519**	**36,550**
TOTAL EXPENDITURES/APPROPRIATIONS		**62,112**	**6,236**	**35,519**	**36,550**
NET COST		**44,660**	**-17,570**	**17,104**	**18,135**

COUNTY OF SANTA CRUZ

SPECIAL DISTRICTS AND OTHER AGENCIES
FINANCING SOURCES AND USES BY BUDGET UNIT BY SUB-OBJECT
FISCAL YEAR 2019-20

622150 EMPIRE ACRES CSA 17
FUND 22-150

Detail by Revenue and Expenditure Object		2017-18 Actuals	2018-19 Actual [x] Estimated [ ]	2019-20 Recommended Budget	2019-20 Adopted by the Board of Supervisors
TAXES					
PROPERTY TAX-CURRENT SEC-GEN	40100	5,879	6,714	6,771	6,771
PROPERTY TAX-CURRENT UNSEC-GEN	40110	112	134	180	180
PROPERTY TAX-PRIOR UNSEC-GEN	40130	7	11	4	4
PENALTIES FOR DEL TAXES-SEE441	40142	1		1	1
REDMPTN PNLT -DELTXS-SEE 44143	40143	1		1	1
SUPP PROP TAX-CURRENT SEC	40150	105	147	75	75
SUPP PROP TAX-CURRENT UNSEC	40151	2	6	5	5
SUPP PROP TAX-PRIOR SEC	40160	5	3	3	3
SUPP PROP TAX-PRIOR UNSEC	40161	1	2	2	2
TOTAL TAXES		**6,113**	**7,017**	**7,042**	**7,042**
FINES, FORFEITURES & ASSMNTS					
REDMPTN PNLTIES FOR DELINQ TXS	44143		1		
TOTAL FINES, FORFEITURES & ASSMNTS		**0**	**1**	**0**	**0**
REV FROM USE OF MONEY & PROP					
INTEREST	40430	1,644	2,354	1,600	1,600
TOTAL REV FROM USE OF MONEY & PROP		**1,644**	**2,354**	**1,600**	**1,600**
INTERGOVERNMENTAL REVENUES					
ST-NATURAL DISASTER ASSISTANCE	40810	2,991			
ST-HOMEOWNERS' PROP TAX RELIEF	40830	36	39	38	38
FED-FEMA	41093		10,875		
TOTAL INTERGOVERNMENTAL REVENUES		**3,027**	**10,914**	**38**	**38**
CHARGES FOR SERVICES					
OTHER ROAD & STREET SERVICES	41582	6,311	6,311	6,311	6,311
TOTAL CHARGES FOR SERVICES		**6,311**	**6,311**	**6,311**	**6,311**
TOTAL REVENUE		**17,095**	**26,597**	**14,991**	**14,991**
SERVICES AND SUPPLIES					
DPW SERVICES-GENERAL MONEY	62330	32,161	44,399	128,381	128,947
TOTAL SERVICES AND SUPPLIES		**32,161**	**44,399**	**128,381**	**128,947**
TOTAL EXPENDITURES/APPROPRIATIONS		**32,161**	**44,399**	**128,381**	**128,947**
NET COST		**15,066**	**17,802**	**113,390**	**113,956**

COUNTY OF SANTA CRUZ

SPECIAL DISTRICTS AND OTHER AGENCIES
FINANCING SOURCES AND USES BY BUDGET UNIT BY SUB-OBJECT
FISCAL YEAR 2019-20

622160 BONITA ENCINO CSA 43
FUND 22-160

Detail by Revenue and Expenditure Object		2017-18 Actuals	2018-19 Actual [x] Estimated [ ]	2019-20 Recommended Budget	2019-20 Adopted by the Board of Supervisors
REV FROM USE OF MONEY & PROP					
INTEREST	40430	886	1,750	1,600	1,600
TOTAL REV FROM USE OF MONEY & PROP		**886**	**1,750**	**1,600**	**1,600**
INTERGOVERNMENTAL REVENUES					
ST-NATURAL DISASTER ASSISTANCE	40810		332		
FED-FEMA	41093		1,210		
TOTAL INTERGOVERNMENTAL REVENUES		**0**	**1,542**	**0**	**0**
CHARGES FOR SERVICES					
OTHER ROAD & STREET SERVICES	41582	20,753	20,753	20,753	20,753
TOTAL CHARGES FOR SERVICES		**20,753**	**20,753**	**20,753**	**20,753**
TOTAL REVENUE		**21,639**	**24,045**	**22,353**	**22,353**
SERVICES AND SUPPLIES					
DPW SERVICES-GENERAL MONEY	62330	11,493	15,705	119,442	109,357
TOTAL SERVICES AND SUPPLIES		**11,493**	**15,705**	**119,442**	**109,357**
TOTAL EXPENDITURES/APPROPRIATIONS		**11,493**	**15,705**	**119,442**	**109,357**
NET COST		**-10,146**	**-8,340**	**97,089**	**87,004**

COUNTY OF SANTA CRUZ

SPECIAL DISTRICTS AND OTHER AGENCIES
FINANCING SOURCES AND USES BY BUDGET UNIT BY SUB-OBJECT
FISCAL YEAR 2019-20

622165 FOREST GLEN CSA 36
FUND 22-165

Detail by Revenue and Expenditure Object		2017-18 Actuals	2018-19 Actual [x] Estimated [ ]	2019-20 Recommended Budget	2019-20 Adopted by the Board of Supervisors
REV FROM USE OF MONEY & PROP					
INTEREST	40430	2,647	4,718	5,500	5,500
TOTAL REV FROM USE OF MONEY & PROP		**2,647**	**4,718**	**5,500**	**5,500**
INTERGOVERNMENTAL REVENUES					
ST-NATURAL DISASTER ASSISTANCE	40810		8,282		
FED-FEMA	41093		36,656		
TOTAL INTERGOVERNMENTAL REVENUES		**0**	**44,938**	**0**	**0**
CHARGES FOR SERVICES					
OTHER ROAD & STREET SERVICES	41582	12,776	23,321	23,321	23,321
TOTAL CHARGES FOR SERVICES		**12,776**	**23,321**	**23,321**	**23,321**
TOTAL REVENUE		**15,423**	**72,977**	**28,821**	**28,821**
SERVICES AND SUPPLIES					
DPW SERVICES-GENERAL MONEY	62330	19,691	67,178	236,385	248,225
TOTAL SERVICES AND SUPPLIES		**19,691**	**67,178**	**236,385**	**248,225**
TOTAL EXPENDITURES/APPROPRIATIONS		**19,691**	**67,178**	**236,385**	**248,225**
NET COST		**4,268**	**-5,799**	**207,564**	**219,404**

COUNTY OF SANTA CRUZ

SPECIAL DISTRICTS AND OTHER AGENCIES
FINANCING SOURCES AND USES BY BUDGET UNIT BY SUB-OBJECT
FISCAL YEAR 2019-20

622166 FELTON GROVE CSA 56
FUND 22-166

Detail by Revenue and Expenditure Object		2017-18 Actuals	2018-19 Actual [x] Estimated [ ]	2019-20 Recommended Budget	2019-20 Adopted by the Board of Supervisors
REV FROM USE OF MONEY & PROP					
INTEREST	40430	1,869	3,516	3,000	3,000
TOTAL REV FROM USE OF MONEY & PROP		**1,869**	**3,516**	**3,000**	**3,000**
INTERGOVERNMENTAL REVENUES					
ST-NATURAL DISASTER ASSISTANCE	40810		2,931		
FED-FEMA	41093		11,726		
TOTAL INTERGOVERNMENTAL REVENUES		**0**	**14,657**	**0**	**0**
CHARGES FOR SERVICES					
OTHER ROAD & STREET SERVICES	41582	11,880	11,880	11,880	11,880
TOTAL CHARGES FOR SERVICES		**11,880**	**11,880**	**11,880**	**11,880**
TOTAL REVENUE		**13,749**	**30,053**	**14,880**	**14,880**
SERVICES AND SUPPLIES					
DPW SERVICES-GENERAL MONEY	62330	-1,209	2,916	197,476	199,138
TOTAL SERVICES AND SUPPLIES		**-1,209**	**2,916**	**197,476**	**199,138**
TOTAL EXPENDITURES/APPROPRIATIONS		**-1,209**	**2,916**	**197,476**	**199,138**
NET COST		**-14,958**	**-27,137**	**182,596**	**184,258**

COUNTY OF SANTA CRUZ

SPECIAL DISTRICTS AND OTHER AGENCIES
FINANCING SOURCES AND USES BY BUDGET UNIT BY SUB-OBJECT
FISCAL YEAR 2019-20

622170 GLENWOOD ACRES CSA #30
FUND 22-170

Detail by Revenue and Expenditure Object		2017-18 Actuals	2018-19 Actual [x] Estimated [ ]	2019-20 Recommended Budget	2019-20 Adopted by the Board of Supervisors
REV FROM USE OF MONEY & PROP					
INTEREST	40430	852	1,419	460	460
TOTAL REV FROM USE OF MONEY & PROP		**852**	**1,419**	**460**	**460**
CHARGES FOR SERVICES					
OTHER ROAD & STREET SERVICES	41582	7,425	7,425	7,425	7,425
TOTAL CHARGES FOR SERVICES		**7,425**	**7,425**	**7,425**	**7,425**
TOTAL REVENUE		**8,277**	**8,844**	**7,885**	**7,885**
SERVICES AND SUPPLIES					
DPW SERVICES-GENERAL MONEY	62330	866	30,226	52,131	53,874
TOTAL SERVICES AND SUPPLIES		**866**	**30,226**	**52,131**	**53,874**
TOTAL EXPENDITURES/APPROPRIATIONS		**866**	**30,226**	**52,131**	**53,874**
NET COST		**-7,411**	**21,382**	**44,246**	**45,989**

COUNTY OF SANTA CRUZ

SPECIAL DISTRICTS AND OTHER AGENCIES
FINANCING SOURCES AND USES BY BUDGET UNIT BY SUB-OBJECT
FISCAL YEAR 2019-20

622180 HIDDEN VALLEY CSA 26
FUND 22-180

Detail by Revenue and Expenditure Object		2017-18 Actuals	2018-19 Actual [x] Estimated [ ]	2019-20 Recommended Budget	2019-20 Adopted by the Board of Supervisors
REV FROM USE OF MONEY & PROP					
INTEREST	40430	2,362	4,031	3,000	3,000
TOTAL REV FROM USE OF MONEY & PROP		**2,362**	**4,031**	**3,000**	**3,000**
CHARGES FOR SERVICES					
OTHER ROAD & STREET SERVICES	41582	39,597	40,721	44,678	44,678
TOTAL CHARGES FOR SERVICES		**39,597**	**40,721**	**44,678**	**44,678**
TOTAL REVENUE		**41,959**	**44,752**	**47,678**	**47,678**
SERVICES AND SUPPLIES					
DPW SERVICES-GENERAL MONEY	62330	54,351	15,279	242,038	263,934
TOTAL SERVICES AND SUPPLIES		**54,351**	**15,279**	**242,038**	**263,934**
TOTAL EXPENDITURES/APPROPRIATIONS		**54,351**	**15,279**	**242,038**	**263,934**
NET COST		**12,392**	**-29,473**	**194,360**	**216,256**

COUNTY OF SANTA CRUZ

SPECIAL DISTRICTS AND OTHER AGENCIES
FINANCING SOURCES AND USES BY BUDGET UNIT BY SUB-OBJECT
FISCAL YEAR 2019-20

622185 HOPKINS GULCH CSA 51
FUND 22-185

Detail by Revenue and Expenditure Object		2017-18 Actuals	2018-19 Actual [x] Estimated [ ]	2019-20 Recommended Budget	2019-20 Adopted by the Board of Supervisors
REV FROM USE OF MONEY & PROP					
INTEREST	40430	-661	-455	-200	-200
TOTAL REV FROM USE OF MONEY & PROP		**-661**	**-455**	**-200**	**-200**
INTERGOVERNMENTAL REVENUES					
ST-NATURAL DISASTER ASSISTANCE	40810	8,169	83,255		
FED-FEMA	41093	148,533	8,234		
TOTAL INTERGOVERNMENTAL REVENUES		**156,702**	**91,489**	**0**	**0**
CHARGES FOR SERVICES					
OTHER ROAD & STREET SERVICES	41582	23,323	78,175	23,998	23,998
TOTAL CHARGES FOR SERVICES		**23,323**	**78,175**	**23,998**	**23,998**
OTHER FINANCING SOURCES					
LOAN PROCEEDS	42506	50,000			
TOTAL OTHER FINANCING SOURCES		**50,000**	**0**	**0**	**0**
TOTAL REVENUE		**229,364**	**169,209**	**23,798**	**23,798**
SERVICES AND SUPPLIES					
DPW SERVICES-GENERAL MONEY	62330	197,421	150,351	47,887	5,458
TOTAL SERVICES AND SUPPLIES		**197,421**	**150,351**	**47,887**	**5,458**
OTHER CHARGES					
PRINCIPAL ON LONG-TERM DEBT	74110			5,000	5,000
INTEREST ON LONG-TERM DEBT	74425	576	3,051	3,400	3,400
TOTAL OTHER CHARGES		**576**	**3,051**	**8,400**	**8,400**
TOTAL EXPENDITURES/APPROPRIATIONS		**197,997**	**153,402**	**56,287**	**13,858**
NET COST		**-31,367**	**-15,807**	**32,489**	**-9,940**

COUNTY OF SANTA CRUZ

SPECIAL DISTRICTS AND OTHER AGENCIES
FINANCING SOURCES AND USES BY BUDGET UNIT BY SUB-OBJECT
FISCAL YEAR 2019-20

622190 HUCKLEBERRY WOODS RD MNT CSA15
FUND 22-190

Detail by Revenue and Expenditure Object		2017-18 Actuals	2018-19 Actual [x] Estimated [ ]	2019-20 Recommended Budget	2019-20 Adopted by the Board of Supervisors
TAXES					
PROPERTY TAX-CURRENT SEC-GEN	40100	6,264	6,845	6,300	6,300
PROPERTY TAX-CURRENT UNSEC-GEN	40110	124	140	125	125
PROPERTY TAX-PRIOR UNSEC-GEN	40130	7	12		
PENALTIES FOR DEL TAXES-SEE441	40142	1			
REDMPTN PNLT -DELTXS-SEE 44143	40143	1			
SUPP PROP TAX-CURRENT SEC	40150	110	159		
SUPP PROP TAX-CURRENT UNSEC	40151	2	7		
SUPP PROP TAX-PRIOR SEC	40160	6	3		
SUPP PROP TAX-PRIOR UNSEC	40161	1	2		
TOTAL TAXES		**6,516**	**7,168**	**6,425**	**6,425**
FINES, FORFEITURES & ASSMNTS					
REDMPTN PNLTIES FOR DELINQ TXS	44143		1		
TOTAL FINES, FORFEITURES & ASSMNTS		**0**	**1**	**0**	**0**
REV FROM USE OF MONEY & PROP					
INTEREST	40430	1,231	2,416	2,500	2,500
TOTAL REV FROM USE OF MONEY & PROP		**1,231**	**2,416**	**2,500**	**2,500**
INTERGOVERNMENTAL REVENUES					
ST-NATURAL DISASTER ASSISTANCE	40810		657		
ST-HOMEOWNERS' PROP TAX RELIEF	40830	40	41	40	40
FED-FEMA	41093		2,625		
TOTAL INTERGOVERNMENTAL REVENUES		**40**	**3,323**	**40**	**40**
CHARGES FOR SERVICES					
OTHER ROAD & STREET SERVICES	41582	15,431	15,878	35,046	35,046
TOTAL CHARGES FOR SERVICES		**15,431**	**15,878**	**35,046**	**35,046**
TOTAL REVENUE		**23,218**	**28,786**	**44,011**	**44,011**
SERVICES AND SUPPLIES					
DPW SERVICES-GENERAL MONEY	62330	-2,033	10,577	168,153	172,906
TOTAL SERVICES AND SUPPLIES		**-2,033**	**10,577**	**168,153**	**172,906**
TOTAL EXPENDITURES/APPROPRIATIONS		**-2,033**	**10,577**	**168,153**	**172,906**
NET COST		**-25,251**	**-18,209**	**124,142**	**128,895**

COUNTY OF SANTA CRUZ

SPECIAL DISTRICTS AND OTHER AGENCIES
FINANCING SOURCES AND USES BY BUDGET UNIT BY SUB-OBJECT
FISCAL YEAR 2019-20

622195 HUTCHINSON RD CSA 13
FUND 22-195

Detail by Revenue and Expenditure Object		2017-18 Actuals	2018-19 Actual [x] Estimated [ ]	2019-20 Recommended Budget	2019-20 Adopted by the Board of Supervisors
TAXES					
PROPERTY TAX-CURRENT SEC-GEN	40100	42,604	44,245	44,500	44,500
PROPERTY TAX-CURRENT UNSEC-GEN	40110	841	903	850	850
PROPERTY TAX-PRIOR UNSEC-GEN	40130	49	79		
PENALTIES FOR DEL TAXES-SEE441	40142	5			
REDMPTN PNLT -DELTXS-SEE 44143	40143	9			
SUPP PROP TAX-CURRENT SEC	40150	763	1,056		
SUPP PROP TAX-CURRENT UNSEC	40151	14	47		
SUPP PROP TAX-PRIOR SEC	40160	38	19		
SUPP PROP TAX-PRIOR UNSEC	40161	9	12		
TOTAL TAXES		**44,332**	**46,361**	**45,350**	**45,350**
FINES, FORFEITURES & ASSMNTS					
PENALTIES FOR DELINQUENT TAXES	44142		3		
REDMPTN PNLTIES FOR DELINQ TXS	44143		4		
TOTAL FINES, FORFEITURES & ASSMNTS		**0**	**7**	**0**	**0**
REV FROM USE OF MONEY & PROP					
INTEREST	40430	3,379	-5,971		
TOTAL REV FROM USE OF MONEY & PROP		**3,379**	**-5,971**	**0**	**0**
INTERGOVERNMENTAL REVENUES					
ST-NATURAL DISASTER ASSISTANCE	40810	213,637	37,141		
ST-HOMEOWNERS' PROP TAX RELIEF	40830	270	264	280	280
FED-FEMA	41093	854,549	61,831		
TOTAL INTERGOVERNMENTAL REVENUES		**1,068,456**	**99,236**	**280**	**280**
CHARGES FOR SERVICES					
OTHER ROAD & STREET SERVICES	41582	91,872	91,872	91,872	91,872
TOTAL CHARGES FOR SERVICES		**91,872**	**91,872**	**91,872**	**91,872**
TOTAL REVENUE		**1,208,039**	**231,505**	**137,502**	**137,502**
SERVICES AND SUPPLIES					
DPW SERVICES-GENERAL MONEY	62330	1,585,974	42,777	699,979	712,488
TOTAL SERVICES AND SUPPLIES		**1,585,974**	**42,777**	**699,979**	**712,488**
TOTAL EXPENDITURES/APPROPRIATIONS		**1,585,974**	**42,777**	**699,979**	**712,488**
NET COST		**377,935**	**-188,728**	**562,477**	**574,986**

COUNTY OF SANTA CRUZ

SPECIAL DISTRICTS AND OTHER AGENCIES
FINANCING SOURCES AND USES BY BUDGET UNIT BY SUB-OBJECT
FISCAL YEAR 2019-20

622200 OAKFLAT ROAD CSA 13A
FUND 22-200

Detail by Revenue and Expenditure Object		2017-18 Actuals	2018-19 Actual [x] Estimated [ ]	2019-20 Recommended Budget	2019-20 Adopted by the Board of Supervisors
REV FROM USE OF MONEY & PROP					
INTEREST	40430	201	218	100	100
TOTAL REV FROM USE OF MONEY & PROP		**201**	**218**	**100**	**100**
CHARGES FOR SERVICES					
OTHER ROAD & STREET SERVICES	41582	10,692	10,692	10,692	10,692
TOTAL CHARGES FOR SERVICES		**10,692**	**10,692**	**10,692**	**10,692**
TOTAL REVENUE		**10,893**	**10,910**	**10,792**	**10,792**
SERVICES AND SUPPLIES					
DPW SERVICES-GENERAL MONEY	62330	78	23,886	20,502	20,501
TOTAL SERVICES AND SUPPLIES		**78**	**23,886**	**20,502**	**20,501**
TOTAL EXPENDITURES/APPROPRIATIONS		**78**	**23,886**	**20,502**	**20,501**
NET COST		**-10,815**	**12,976**	**9,710**	**9,709**

COUNTY OF SANTA CRUZ

SPECIAL DISTRICTS AND OTHER AGENCIES
FINANCING SOURCES AND USES BY BUDGET UNIT BY SUB-OBJECT
FISCAL YEAR 2019-20

622210 KELLY HILL CSA 22
FUND 22-210

Detail by Revenue and Expenditure Object		2017-18 Actuals	2018-19 Actual [x] Estimated [ ]	2019-20 Recommended Budget	2019-20 Adopted by the Board of Supervisors
REV FROM USE OF MONEY & PROP					
INTEREST	40430	14	538	100	100
TOTAL REV FROM USE OF MONEY & PROP		**14**	**538**	**100**	**100**
INTERGOVERNMENTAL REVENUES					
ST-NATURAL DISASTER ASSISTANCE	40810		6,184		
FED-FEMA	41093		24,742		
TOTAL INTERGOVERNMENTAL REVENUES		**0**	**30,926**	**0**	**0**
CHARGES FOR SERVICES					
OTHER ROAD & STREET SERVICES	41582	1,267	267	267	267
TOTAL CHARGES FOR SERVICES		**1,267**	**267**	**267**	**267**
MISC. REVENUES					
OTHER REVENUE	42384		15,000		
TOTAL MISC. REVENUES		**0**	**15,000**	**0**	**0**
TOTAL REVENUE		**1,281**	**46,731**	**367**	**367**
SERVICES AND SUPPLIES					
DPW SERVICES-GENERAL MONEY	62330	268	33,964	13,176	14,354
TOTAL SERVICES AND SUPPLIES		**268**	**33,964**	**13,176**	**14,354**
TOTAL EXPENDITURES/APPROPRIATIONS		**268**	**33,964**	**13,176**	**14,354**
NET COST		**-1,013**	**-12,767**	**12,809**	**13,987**

COUNTY OF SANTA CRUZ

SPECIAL DISTRICTS AND OTHER AGENCIES
FINANCING SOURCES AND USES BY BUDGET UNIT BY SUB-OBJECT
FISCAL YEAR 2019-20

622215 LARSEN RD CSA #34
FUND 22-215

Detail by Revenue and Expenditure Object		2017-18 Actuals	2018-19 Actual [x] Estimated [ ]	2019-20 Recommended Budget	2019-20 Adopted by the Board of Supervisors
REV FROM USE OF MONEY & PROP					
INTEREST	40430	1,101	1,858	1,500	1,500
TOTAL REV FROM USE OF MONEY & PROP		**1,101**	**1,858**	**1,500**	**1,500**
CHARGES FOR SERVICES					
OTHER ROAD & STREET SERVICES	41582	708	708	708	708
TOTAL CHARGES FOR SERVICES		**708**	**708**	**708**	**708**
TOTAL REVENUE		**1,809**	**2,566**	**2,208**	**2,208**
SERVICES AND SUPPLIES					
DPW SERVICES-GENERAL MONEY	62330	1,443	820	93,492	95,994
TOTAL SERVICES AND SUPPLIES		**1,443**	**820**	**93,492**	**95,994**
TOTAL EXPENDITURES/APPROPRIATIONS		**1,443**	**820**	**93,492**	**95,994**
NET COST		**-366**	**-1,746**	**91,284**	**93,786**

COUNTY OF SANTA CRUZ

SPECIAL DISTRICTS AND OTHER AGENCIES
FINANCING SOURCES AND USES BY BUDGET UNIT BY SUB-OBJECT
FISCAL YEAR 2019-20

622220 LOMA PRIETA CSA 41
FUND 22-220

Detail by Revenue and Expenditure Object		2017-18 Actuals	2018-19 Actual [x] Estimated [ ]	2019-20 Recommended Budget	2019-20 Adopted by the Board of Supervisors
REV FROM USE OF MONEY & PROP					
INTEREST	40430	1,205	2,481	1,800	1,800
TOTAL REV FROM USE OF MONEY & PROP		**1,205**	**2,481**	**1,800**	**1,800**
CHARGES FOR SERVICES					
OTHER ROAD & STREET SERVICES	41582	26,081	26,837	27,884	27,884
TOTAL CHARGES FOR SERVICES		**26,081**	**26,837**	**27,884**	**27,884**
TOTAL REVENUE		**27,286**	**29,318**	**29,684**	**29,684**
SERVICES AND SUPPLIES					
DPW SERVICES-GENERAL MONEY	62330	5,006	821	145,760	169,676
TOTAL SERVICES AND SUPPLIES		**5,006**	**821**	**145,760**	**169,676**
TOTAL EXPENDITURES/APPROPRIATIONS		**5,006**	**821**	**145,760**	**169,676**
NET COST		**-22,280**	**-28,497**	**116,076**	**139,992**

COUNTY OF SANTA CRUZ

SPECIAL DISTRICTS AND OTHER AGENCIES
FINANCING SOURCES AND USES BY BUDGET UNIT BY SUB-OBJECT
FISCAL YEAR 2019-20

622225 LOMOND TERRACE CSA #28
FUND 22-225

Detail by Revenue and Expenditure Object		2017-18 Actuals	2018-19 Actual [x] Estimated [ ]	2019-20 Recommended Budget	2019-20 Adopted by the Board of Supervisors
REV FROM USE OF MONEY & PROP					
INTEREST	40430	804	1,017	550	550
TOTAL REV FROM USE OF MONEY & PROP		**804**	**1,017**	**550**	**550**
CHARGES FOR SERVICES					
OTHER ROAD & STREET SERVICES	41582	30,888	38,511	38,511	38,511
TOTAL CHARGES FOR SERVICES		**30,888**	**38,511**	**38,511**	**38,511**
TOTAL REVENUE		**31,692**	**39,528**	**39,061**	**39,061**
SERVICES AND SUPPLIES					
DPW SERVICES-GENERAL MONEY	62330	75,687	18,077	99,913	103,828
TOTAL SERVICES AND SUPPLIES		**75,687**	**18,077**	**99,913**	**103,828**
TOTAL EXPENDITURES/APPROPRIATIONS		**75,687**	**18,077**	**99,913**	**103,828**
NET COST		**43,995**	**-21,451**	**60,852**	**64,767**

COUNTY OF SANTA CRUZ

SPECIAL DISTRICTS AND OTHER AGENCIES
FINANCING SOURCES AND USES BY BUDGET UNIT BY SUB-OBJECT
FISCAL YEAR 2019-20

622231 MCGAFFIGAN MILL ROAD CSA #59
FUND 22-231

Detail by Revenue and Expenditure Object		2017-18 Actuals	2018-19 Actual [x] Estimated [ ]	2019-20 Recommended Budget	2019-20 Adopted by the Board of Supervisors
REV FROM USE OF MONEY & PROP					
INTEREST	40430	372	429	150	150
TOTAL REV FROM USE OF MONEY & PROP		**372**	**429**	**150**	**150**
CHARGES FOR SERVICES					
OTHER ROAD & STREET SERVICES	41582	2,574	3,861	16,731	16,731
TOTAL CHARGES FOR SERVICES		**2,574**	**3,861**	**16,731**	**16,731**
OTHER FINANCING SOURCES					
LOAN PROCEEDS	42506	50,000			
TOTAL OTHER FINANCING SOURCES		**50,000**	**0**	**0**	**0**
TOTAL REVENUE		**52,946**	**4,290**	**16,881**	**16,881**
SERVICES AND SUPPLIES					
DPW SERVICES-GENERAL MONEY	62330	43,479	27,043	13,726	10,853
TOTAL SERVICES AND SUPPLIES		**43,479**	**27,043**	**13,726**	**10,853**
OTHER CHARGES					
PRINCIPAL ON LONG-TERM DEBT	74110			8,900	8,900
INTEREST ON LONG-TERM DEBT	74425			2,800	2,800
TOTAL OTHER CHARGES		**0**	**0**	**11,700**	**11,700**
TOTAL EXPENDITURES/APPROPRIATIONS		**43,479**	**27,043**	**25,426**	**22,553**
NET COST		**-9,467**	**22,753**	**8,545**	**5,672**

COUNTY OF SANTA CRUZ

SPECIAL DISTRICTS AND OTHER AGENCIES
FINANCING SOURCES AND USES BY BUDGET UNIT BY SUB-OBJECT
FISCAL YEAR 2019-20

622240 OLD RANCH RD CSA 23
FUND 22-240

Detail by Revenue and Expenditure Object		2017-18 Actuals	2018-19 Actual [x] Estimated [ ]	2019-20 Recommended Budget	2019-20 Adopted by the Board of Supervisors
REV FROM USE OF MONEY & PROP					
INTEREST	40430	419	2,132	1,500	1,500
TOTAL REV FROM USE OF MONEY & PROP		**419**	**2,132**	**1,500**	**1,500**
INTERGOVERNMENTAL REVENUES					
ST-NATURAL DISASTER ASSISTANCE	40810	18,254	3,143		
FED-FEMA	41093	73,017	13,758		
TOTAL INTERGOVERNMENTAL REVENUES		**91,271**	**16,901**	**0**	**0**
CHARGES FOR SERVICES					
OTHER ROAD & STREET SERVICES	41582	13,799	39,623	29,723	29,723
TOTAL CHARGES FOR SERVICES		**13,799**	**39,623**	**29,723**	**29,723**
OTHER FINANCING SOURCES					
LOAN PROCEEDS	42506	46,000			
TOTAL OTHER FINANCING SOURCES		**46,000**	**0**	**0**	**0**
TOTAL REVENUE		**151,489**	**58,656**	**31,223**	**31,223**
SERVICES AND SUPPLIES					
DPW SERVICES-GENERAL MONEY	62330	104,572	27,843	119,973	129,752
TOTAL SERVICES AND SUPPLIES		**104,572**	**27,843**	**119,973**	**129,752**
OTHER CHARGES					
PRINCIPAL ON LONG-TERM DEBT	74110		5,958	6,323	6,323
INTEREST ON LONG-TERM DEBT	74425		2,810	2,449	2,449
TOTAL OTHER CHARGES		**0**	**8,768**	**8,772**	**8,772**
TOTAL EXPENDITURES/APPROPRIATIONS		**104,572**	**36,611**	**128,745**	**138,524**
NET COST		**-46,917**	**-22,045**	**97,522**	**107,301**

COUNTY OF SANTA CRUZ

SPECIAL DISTRICTS AND OTHER AGENCIES
FINANCING SOURCES AND USES BY BUDGET UNIT BY SUB-OBJECT
FISCAL YEAR 2019-20

622265 PINECREST CSA 46
FUND 22-265

Detail by Revenue and Expenditure Object		2017-18 Actuals	2018-19 Actual [x] Estimated [ ]	2019-20 Recommended Budget	2019-20 Adopted by the Board of Supervisors
REV FROM USE OF MONEY & PROP					
INTEREST	40430	607	1,227	450	450
TOTAL REV FROM USE OF MONEY & PROP		**607**	**1,227**	**450**	**450**
CHARGES FOR SERVICES					
OTHER ROAD & STREET SERVICES	41582	10,384	10,685	10,685	10,685
TOTAL CHARGES FOR SERVICES		**10,384**	**10,685**	**10,685**	**10,685**
TOTAL REVENUE		**10,991**	**11,912**	**11,135**	**11,135**
SERVICES AND SUPPLIES					
DPW SERVICES-GENERAL MONEY	62330	450	734	39,004	78,637
TOTAL SERVICES AND SUPPLIES		**450**	**734**	**39,004**	**78,637**
TOTAL EXPENDITURES/APPROPRIATIONS		**450**	**734**	**39,004**	**78,637**
NET COST		**-10,541**	**-11,178**	**27,869**	**67,502**

COUNTY OF SANTA CRUZ

SPECIAL DISTRICTS AND OTHER AGENCIES
FINANCING SOURCES AND USES BY BUDGET UNIT BY SUB-OBJECT
FISCAL YEAR 2019-20

622275 PINERIDGE CSA #24
FUND 22-275

Detail by Revenue and Expenditure Object		2017-18 Actuals	2018-19 Actual [x] Estimated [ ]	2019-20 Recommended Budget	2019-20 Adopted by the Board of Supervisors
REV FROM USE OF MONEY & PROP					
INTEREST	40430	860	1,791	1,400	1,400
TOTAL REV FROM USE OF MONEY & PROP		**860**	**1,791**	**1,400**	**1,400**
CHARGES FOR SERVICES					
OTHER ROAD & STREET SERVICES	41582	18,414	18,414	22,447	22,447
TOTAL CHARGES FOR SERVICES		**18,414**	**18,414**	**22,447**	**22,447**
TOTAL REVENUE		**19,274**	**20,205**	**23,847**	**23,847**
SERVICES AND SUPPLIES					
DPW SERVICES-GENERAL MONEY	62330	877	2,214	112,979	123,169
TOTAL SERVICES AND SUPPLIES		**877**	**2,214**	**112,979**	**123,169**
TOTAL EXPENDITURES/APPROPRIATIONS		**877**	**2,214**	**112,979**	**123,169**
NET COST		**-18,397**	**-17,991**	**89,132**	**99,322**

COUNTY OF SANTA CRUZ

SPECIAL DISTRICTS AND OTHER AGENCIES
FINANCING SOURCES AND USES BY BUDGET UNIT BY SUB-OBJECT
FISCAL YEAR 2019-20

622285 RALSTON WAY CSA 40
FUND 22-285

Detail by Revenue and Expenditure Object		2017-18 Actuals	2018-19 Actual [x] Estimated [ ]	2019-20 Recommended Budget	2019-20 Adopted by the Board of Supervisors
REV FROM USE OF MONEY & PROP					
INTEREST	40430	196	257	10	10
TOTAL REV FROM USE OF MONEY & PROP		**196**	**257**	**10**	**10**
CHARGES FOR SERVICES					
OTHER ROAD & STREET SERVICES	41582	3,614	3,614	3,614	3,614
TOTAL CHARGES FOR SERVICES		**3,614**	**3,614**	**3,614**	**3,614**
TOTAL REVENUE		**3,810**	**3,871**	**3,624**	**3,624**
SERVICES AND SUPPLIES					
DPW SERVICES-GENERAL MONEY	62330	11,373	471	3,660	18,371
TOTAL SERVICES AND SUPPLIES		**11,373**	**471**	**3,660**	**18,371**
TOTAL EXPENDITURES/APPROPRIATIONS		**11,373**	**471**	**3,660**	**18,371**
NET COST		**7,563**	**-3,400**	**36**	**14,747**

COUNTY OF SANTA CRUZ

SPECIAL DISTRICTS AND OTHER AGENCIES
FINANCING SOURCES AND USES BY BUDGET UNIT BY SUB-OBJECT
FISCAL YEAR 2019-20

622300 REDWOOD DR CSA #33
FUND 22-300

Detail by Revenue and Expenditure Object		2017-18 Actuals	2018-19 Actual [x] Estimated [ ]	2019-20 Recommended Budget	2019-20 Adopted by the Board of Supervisors
REV FROM USE OF MONEY & PROP					
INTEREST	40430	1,123	1,803	1,500	1,500
TOTAL REV FROM USE OF MONEY & PROP		**1,123**	**1,803**	**1,500**	**1,500**
INTERGOVERNMENTAL REVENUES					
ST-NATURAL DISASTER ASSISTANCE	40810		673		
FED-FEMA	41093		2,445		
TOTAL INTERGOVERNMENTAL REVENUES		**0**	**3,118**	**0**	**0**
CHARGES FOR SERVICES					
OTHER ROAD & STREET SERVICES	41582	41,732	43,530	43,874	43,874
TOTAL CHARGES FOR SERVICES		**41,732**	**43,530**	**43,874**	**43,874**
TOTAL REVENUE		**42,855**	**48,451**	**45,374**	**45,374**
SERVICES AND SUPPLIES					
DPW SERVICES-GENERAL MONEY	62330	62,403	19,543	155,467	157,183
TOTAL SERVICES AND SUPPLIES		**62,403**	**19,543**	**155,467**	**157,183**
TOTAL EXPENDITURES/APPROPRIATIONS		**62,403**	**19,543**	**155,467**	**157,183**
NET COST		**19,548**	**-28,908**	**110,093**	**111,809**

COUNTY OF SANTA CRUZ

SPECIAL DISTRICTS AND OTHER AGENCIES
FINANCING SOURCES AND USES BY BUDGET UNIT BY SUB-OBJECT
FISCAL YEAR 2019-20

622305 REED STREET CSA 39
FUND 22-305

Detail by Revenue and Expenditure Object		2017-18 Actuals	2018-19 Actual [x] Estimated [ ]	2019-20 Recommended Budget	2019-20 Adopted by the Board of Supervisors
REV FROM USE OF MONEY & PROP					
INTEREST	40430	12	12	10	10
TOTAL REV FROM USE OF MONEY & PROP		**12**	**12**	**10**	**10**
TOTAL REVENUE		**12**	**12**	**10**	**10**
SERVICES AND SUPPLIES					
DPW SERVICES-GENERAL MONEY	62330	21	639	530	333
TOTAL SERVICES AND SUPPLIES		**21**	**639**	**530**	**333**
TOTAL EXPENDITURES/APPROPRIATIONS		**21**	**639**	**530**	**333**
NET COST		**9**	**627**	**520**	**323**

COUNTY OF SANTA CRUZ

SPECIAL DISTRICTS AND OTHER AGENCIES
FINANCING SOURCES AND USES BY BUDGET UNIT BY SUB-OBJECT
FISCAL YEAR 2019-20

622310 ROBERTS RD CSA 37
FUND 22-310

Detail by Revenue and Expenditure Object		2017-18 Actuals	2018-19 Actual [x] Estimated [ ]	2019-20 Recommended Budget	2019-20 Adopted by the Board of Supervisors
REV FROM USE OF MONEY & PROP					
INTEREST	40430	427	887	750	750
TOTAL REV FROM USE OF MONEY & PROP		**427**	**887**	**750**	**750**
INTERGOVERNMENTAL REVENUES					
ST-NATURAL DISASTER ASSISTANCE	40810		607		
FED-FEMA	41093		2,428		
TOTAL INTERGOVERNMENTAL REVENUES		**0**	**3,035**	**0**	**0**
CHARGES FOR SERVICES					
OTHER ROAD & STREET SERVICES	41582	11,187	11,187	11,187	11,187
TOTAL CHARGES FOR SERVICES		**11,187**	**11,187**	**11,187**	**11,187**
TOTAL REVENUE		**11,614**	**15,109**	**11,937**	**11,937**
SERVICES AND SUPPLIES					
DPW SERVICES-GENERAL MONEY	62330	3,441	7,323	58,173	58,715
TOTAL SERVICES AND SUPPLIES		**3,441**	**7,323**	**58,173**	**58,715**
TOTAL EXPENDITURES/APPROPRIATIONS		**3,441**	**7,323**	**58,173**	**58,715**
NET COST		**-8,173**	**-7,786**	**46,236**	**46,778**

COUNTY OF SANTA CRUZ

SPECIAL DISTRICTS AND OTHER AGENCIES
FINANCING SOURCES AND USES BY BUDGET UNIT BY SUB-OBJECT
FISCAL YEAR 2019-20

622312 RIDGE DRIVE CSA # 58
FUND 22-312

Detail by Revenue and Expenditure Object		2017-18 Actuals	2018-19 Actual [x] Estimated [ ]	2019-20 Recommended Budget	2019-20 Adopted by the Board of Supervisors
REV FROM USE OF MONEY & PROP					
INTEREST	40430	650	1,144	251	251
TOTAL REV FROM USE OF MONEY & PROP		**650**	**1,144**	**251**	**251**
CHARGES FOR SERVICES					
OTHER ROAD & STREET SERVICES	41582	7,571	7,571	45,816	45,816
TOTAL CHARGES FOR SERVICES		**7,571**	**7,571**	**45,816**	**45,816**
TOTAL REVENUE		**8,221**	**8,715**	**46,067**	**46,067**
SERVICES AND SUPPLIES					
DPW SERVICES-GENERAL MONEY	62330	-2,224	21,026	74,913	87,434
TOTAL SERVICES AND SUPPLIES		**-2,224**	**21,026**	**74,913**	**87,434**
TOTAL EXPENDITURES/APPROPRIATIONS		**-2,224**	**21,026**	**74,913**	**87,434**
NET COST		**-10,445**	**12,311**	**28,846**	**41,367**

COUNTY OF SANTA CRUZ

SPECIAL DISTRICTS AND OTHER AGENCIES
FINANCING SOURCES AND USES BY BUDGET UNIT BY SUB-OBJECT
FISCAL YEAR 2019-20

622317 RIVERDALE PARK RD CSA #55
FUND 22-317

Detail by Revenue and Expenditure Object		2017-18 Actuals	2018-19 Actual [x] Estimated [ ]	2019-20 Recommended Budget	2019-20 Adopted by the Board of Supervisors
REV FROM USE OF MONEY & PROP					
INTEREST	40430	847	1,564	1,500	1,500
TOTAL REV FROM USE OF MONEY & PROP		**847**	**1,564**	**1,500**	**1,500**
CHARGES FOR SERVICES					
OTHER ROAD & STREET SERVICES	41582	15,811	15,790	15,775	15,775
TOTAL CHARGES FOR SERVICES		**15,811**	**15,790**	**15,775**	**15,775**
TOTAL REVENUE		**16,658**	**17,354**	**17,275**	**17,275**
SERVICES AND SUPPLIES					
DPW SERVICES-GENERAL MONEY	62330	325	23,688	91,621	90,628
TOTAL SERVICES AND SUPPLIES		**325**	**23,688**	**91,621**	**90,628**
TOTAL EXPENDITURES/APPROPRIATIONS		**325**	**23,688**	**91,621**	**90,628**
NET COST		**-16,333**	**6,334**	**74,346**	**73,353**

COUNTY OF SANTA CRUZ

SPECIAL DISTRICTS AND OTHER AGENCIES
FINANCING SOURCES AND USES BY BUDGET UNIT BY SUB-OBJECT
FISCAL YEAR 2019-20

622320 ROBAK DR CSA 16
FUND 22-320

Detail by Revenue and Expenditure Object		2017-18 Actuals	2018-19 Actual [x] Estimated [ ]	2019-20 Recommended Budget	2019-20 Adopted by the Board of Supervisors
TAXES					
PROPERTY TAX-CURRENT SEC-GEN	40100	6,754	6,953	7,004	7,004
PROPERTY TAX-CURRENT UNSEC-GEN	40110	134	142	134	134
PROPERTY TAX-PRIOR UNSEC-GEN	40130	8	13	8	8
PENALTIES FOR DEL TAXES-SEE441	40142	1		1	1
REDMPTN PNLT -DELTXS-SEE 44143	40143	1		1	1
SUPP PROP TAX-CURRENT SEC	40150	124	169	130	130
SUPP PROP TAX-CURRENT UNSEC	40151	2	8	8	8
SUPP PROP TAX-PRIOR SEC	40160	6	3	4	4
SUPP PROP TAX-PRIOR UNSEC	40161	1	2	2	2
TOTAL TAXES		**7,031**	**7,290**	**7,292**	**7,292**
FINES, FORFEITURES & ASSMNTS					
REDMPTN PNLTIES FOR DELINQ TXS	44143		1		
TOTAL FINES, FORFEITURES & ASSMNTS		**0**	**1**	**0**	**0**
REV FROM USE OF MONEY & PROP					
INTEREST	40430	378	766	640	640
TOTAL REV FROM USE OF MONEY & PROP		**378**	**766**	**640**	**640**
INTERGOVERNMENTAL REVENUES					
ST-HOMEOWNERS' PROP TAX RELIEF	40830	43	42	42	42
TOTAL INTERGOVERNMENTAL REVENUES		**43**	**42**	**42**	**42**
CHARGES FOR SERVICES					
OTHER ROAD & STREET SERVICES	41582	3,796	3,796	3,796	3,796
TOTAL CHARGES FOR SERVICES		**3,796**	**3,796**	**3,796**	**3,796**
TOTAL REVENUE		**11,248**	**11,895**	**11,770**	**11,770**
SERVICES AND SUPPLIES					
DPW SERVICES-GENERAL MONEY	62330	3,594	5,405	55,219	52,378
TOTAL SERVICES AND SUPPLIES		**3,594**	**5,405**	**55,219**	**52,378**
TOTAL EXPENDITURES/APPROPRIATIONS		**3,594**	**5,405**	**55,219**	**52,378**
NET COST		**-7,654**	**-6,490**	**43,449**	**40,608**

COUNTY OF SANTA CRUZ

SPECIAL DISTRICTS AND OTHER AGENCIES
FINANCING SOURCES AND USES BY BUDGET UNIT BY SUB-OBJECT
FISCAL YEAR 2019-20

622400 SUNLIT LN CSA 42
FUND 22-400

Detail by Revenue and Expenditure Object		2017-18 Actuals	2018-19 Actual [x] Estimated [ ]	2019-20 Recommended Budget	2019-20 Adopted by the Board of Supervisors
REV FROM USE OF MONEY & PROP					
INTEREST	40430	246	495	428	428
TOTAL REV FROM USE OF MONEY & PROP		**246**	**495**	**428**	**428**
CHARGES FOR SERVICES					
OTHER ROAD & STREET SERVICES	41582	4,464	4,464	6,493	6,493
TOTAL CHARGES FOR SERVICES		**4,464**	**4,464**	**6,493**	**6,493**
TOTAL REVENUE		**4,710**	**4,959**	**6,921**	**6,921**
SERVICES AND SUPPLIES					
DPW SERVICES-GENERAL MONEY	62330	65	1,813	28,182	33,076
TOTAL SERVICES AND SUPPLIES		**65**	**1,813**	**28,182**	**33,076**
TOTAL EXPENDITURES/APPROPRIATIONS		**65**	**1,813**	**28,182**	**33,076**
NET COST		**-4,645**	**-3,146**	**21,261**	**26,155**

COUNTY OF SANTA CRUZ

SPECIAL DISTRICTS AND OTHER AGENCIES
FINANCING SOURCES AND USES BY BUDGET UNIT BY SUB-OBJECT
FISCAL YEAR 2019-20

622405 SUNBEAM WOODS CSA 44
FUND 22-405

Detail by Revenue and Expenditure Object		2017-18 Actuals	2018-19 Actual [x] Estimated [ ]	2019-20 Recommended Budget	2019-20 Adopted by the Board of Supervisors
REV FROM USE OF MONEY & PROP					
INTEREST	40430	312	818	700	700
TOTAL REV FROM USE OF MONEY & PROP		**312**	**818**	**700**	**700**
CHARGES FOR SERVICES					
OTHER ROAD & STREET SERVICES	41582	14,954	14,954	14,954	14,954
TOTAL CHARGES FOR SERVICES		**14,954**	**14,954**	**14,954**	**14,954**
TOTAL REVENUE		**15,266**	**15,772**	**15,654**	**15,654**
SERVICES AND SUPPLIES					
DPW SERVICES-GENERAL MONEY	62330	288	733	64,335	64,900
TOTAL SERVICES AND SUPPLIES		**288**	**733**	**64,335**	**64,900**
TOTAL EXPENDITURES/APPROPRIATIONS		**288**	**733**	**64,335**	**64,900**
NET COST		**-14,978**	**-15,039**	**48,681**	**49,246**

COUNTY OF SANTA CRUZ

SPECIAL DISTRICTS AND OTHER AGENCIES
FINANCING SOURCES AND USES BY BUDGET UNIT BY SUB-OBJECT
FISCAL YEAR 2019-20

622410 VINEYARD CSA #50
FUND 22-410

Detail by Revenue and Expenditure Object		2017-18 Actuals	2018-19 Actual [x] Estimated [ ]	2019-20 Recommended Budget	2019-20 Adopted by the Board of Supervisors
REV FROM USE OF MONEY & PROP					
INTEREST	40430	2,039	3,869	3,800	3,800
TOTAL REV FROM USE OF MONEY & PROP		**2,039**	**3,869**	**3,800**	**3,800**
CHARGES FOR SERVICES					
OTHER ROAD & STREET SERVICES	41582	22,176	22,176	22,176	22,176
TOTAL CHARGES FOR SERVICES		**22,176**	**22,176**	**22,176**	**22,176**
TOTAL REVENUE		**24,215**	**26,045**	**25,976**	**25,976**
SERVICES AND SUPPLIES					
DPW SERVICES-GENERAL MONEY	62330	354	1,264	227,741	233,111
TOTAL SERVICES AND SUPPLIES		**354**	**1,264**	**227,741**	**233,111**
TOTAL EXPENDITURES/APPROPRIATIONS		**354**	**1,264**	**227,741**	**233,111**
NET COST		**-23,861**	**-24,781**	**201,765**	**207,135**

COUNTY OF SANTA CRUZ

SPECIAL DISTRICTS AND OTHER AGENCIES
FINANCING SOURCES AND USES BY BUDGET UNIT BY SUB-OBJECT
FISCAL YEAR 2019-20

622420 VIEW CIRCLE CSAS #32
FUND 22-420

Detail by Revenue and Expenditure Object		2017-18 Actuals	2018-19 Actual [x] Estimated [ ]	2019-20 Recommended Budget	2019-20 Adopted by the Board of Supervisors
REV FROM USE OF MONEY & PROP					
INTEREST	40430	145	63	44	44
TOTAL REV FROM USE OF MONEY & PROP		**145**	**63**	**44**	**44**
CHARGES FOR SERVICES					
OTHER ROAD & STREET SERVICES	41582	2,812	2,812	2,812	2,812
TOTAL CHARGES FOR SERVICES		**2,812**	**2,812**	**2,812**	**2,812**
TOTAL REVENUE		**2,957**	**2,875**	**2,856**	**2,856**
SERVICES AND SUPPLIES					
DPW SERVICES-GENERAL MONEY	62330	18,424	399	7,160	7,421
TOTAL SERVICES AND SUPPLIES		**18,424**	**399**	**7,160**	**7,421**
TOTAL EXPENDITURES/APPROPRIATIONS		**18,424**	**399**	**7,160**	**7,421**
NET COST		**15,467**	**-2,476**	**4,304**	**4,565**

COUNTY OF SANTA CRUZ

SPECIAL DISTRICTS AND OTHER AGENCIES
FINANCING SOURCES AND USES BY BUDGET UNIT BY SUB-OBJECT
FISCAL YEAR 2019-20

622425 VIEWPOINT RD CSA #25
FUND 22-425

Detail by Revenue and Expenditure Object		2017-18 Actuals	2018-19 Actual [x] Estimated [ ]	2019-20 Recommended Budget	2019-20 Adopted by the Board of Supervisors
REV FROM USE OF MONEY & PROP					
INTEREST	40430	1,166	1,587	950	950
TOTAL REV FROM USE OF MONEY & PROP		**1,166**	**1,587**	**950**	**950**
CHARGES FOR SERVICES					
OTHER ROAD & STREET SERVICES	41582	10,692	10,692	10,692	10,692
TOTAL CHARGES FOR SERVICES		**10,692**	**10,692**	**10,692**	**10,692**
TOTAL REVENUE		**11,858**	**12,279**	**11,642**	**11,642**
SERVICES AND SUPPLIES					
DPW SERVICES-GENERAL MONEY	62330	2,443	38,220	86,213	87,945
TOTAL SERVICES AND SUPPLIES		**2,443**	**38,220**	**86,213**	**87,945**
TOTAL EXPENDITURES/APPROPRIATIONS		**2,443**	**38,220**	**86,213**	**87,945**
NET COST		**-9,415**	**25,941**	**74,571**	**76,303**

COUNTY OF SANTA CRUZ

SPECIAL DISTRICTS AND OTHER AGENCIES
FINANCING SOURCES AND USES BY BUDGET UNIT BY SUB-OBJECT
FISCAL YEAR 2019-20

622435 UPPER PLEASANT VALLEY 52
FUND 22-435

Detail by Revenue and Expenditure Object		2017-18 Actuals	2018-19 Actual [x] Estimated [ ]	2019-20 Recommended Budget	2019-20 Adopted by the Board of Supervisors
REV FROM USE OF MONEY & PROP					
INTEREST	40430	285	579	250	250
TOTAL REV FROM USE OF MONEY & PROP		**285**	**579**	**250**	**250**
CHARGES FOR SERVICES					
OTHER ROAD & STREET SERVICES	41582	5,382	5,659	5,879	5,879
TOTAL CHARGES FOR SERVICES		**5,382**	**5,659**	**5,879**	**5,879**
TOTAL REVENUE		**5,667**	**6,238**	**6,129**	**6,129**
SERVICES AND SUPPLIES					
DPW SERVICES-GENERAL MONEY	62330	175	26,576	12,477	12,484
TOTAL SERVICES AND SUPPLIES		**175**	**26,576**	**12,477**	**12,484**
TOTAL EXPENDITURES/APPROPRIATIONS		**175**	**26,576**	**12,477**	**12,484**
NET COST		**-5,492**	**20,338**	**6,348**	**6,355**

COUNTY OF SANTA CRUZ

SPECIAL DISTRICTS AND OTHER AGENCIES
FINANCING SOURCES AND USES BY BUDGET UNIT BY SUB-OBJECT
FISCAL YEAR 2019-20

622440 WESTDALE DR CSA 21
FUND 22-440

Detail by Revenue and Expenditure Object		2017-18 Actuals	2018-19 Actual [x] Estimated [ ]	2019-20 Recommended Budget	2019-20 Adopted by the Board of Supervisors
REV FROM USE OF MONEY & PROP					
INTEREST	40430	495	797	380	380
TOTAL REV FROM USE OF MONEY & PROP		**495**	**797**	**380**	**380**
CHARGES FOR SERVICES					
OTHER ROAD & STREET SERVICES	41582	3,977	4,092	4,251	4,251
TOTAL CHARGES FOR SERVICES		**3,977**	**4,092**	**4,251**	**4,251**
TOTAL REVENUE		**4,472**	**4,889**	**4,631**	**4,631**
SERVICES AND SUPPLIES					
DPW SERVICES-GENERAL MONEY	62330	7,962	5,110	35,456	46,316
TOTAL SERVICES AND SUPPLIES		**7,962**	**5,110**	**35,456**	**46,316**
TOTAL EXPENDITURES/APPROPRIATIONS		**7,962**	**5,110**	**35,456**	**46,316**
NET COST		**3,490**	**221**	**30,825**	**41,685**

COUNTY OF SANTA CRUZ

SPECIAL DISTRICTS AND OTHER AGENCIES
FINANCING SOURCES AND USES BY BUDGET UNIT BY SUB-OBJECT
FISCAL YEAR 2019-20

622445 WHITEHOUSE CSA #18
FUND 22-445

Detail by Revenue and Expenditure Object		2017-18 Actuals	2018-19 Actual [x] Estimated [ ]	2019-20 Recommended Budget	2019-20 Adopted by the Board of Supervisors
TAXES					
PROPERTY TAX-CURRENT SEC-GEN	40100	3,646	3,997	4,023	4,023
PROPERTY TAX-CURRENT UNSEC-GEN	40110	71	80	75	75
PROPERTY TAX-PRIOR UNSEC-GEN	40130	4	7	3	3
PENALTIES FOR DEL TAXES-SEE441	40142			1	1
REDMPTN PNLT -DELTXS-SEE 44143	40143	1		1	1
SUPP PROP TAX-CURRENT SEC	40150	67	93	50	50
SUPP PROP TAX-CURRENT UNSEC	40151	1	4	3	3
SUPP PROP TAX-PRIOR SEC	40160	3	2	2	2
SUPP PROP TAX-PRIOR UNSEC	40161	1	1	1	1
TOTAL TAXES		**3,794**	**4,184**	**4,159**	**4,159**
REV FROM USE OF MONEY & PROP					
INTEREST	40430	834	1,435	1,288	1,288
TOTAL REV FROM USE OF MONEY & PROP		**834**	**1,435**	**1,288**	**1,288**
INTERGOVERNMENTAL REVENUES					
ST-HOMEOWNERS' PROP TAX RELIEF	40830	23	23	25	25
TOTAL INTERGOVERNMENTAL REVENUES		**23**	**23**	**25**	**25**
CHARGES FOR SERVICES					
OTHER ROAD & STREET SERVICES	41582	1,980	1,980	9,900	9,900
TOTAL CHARGES FOR SERVICES		**1,980**	**1,980**	**9,900**	**9,900**
TOTAL REVENUE		**6,631**	**7,622**	**15,372**	**15,372**
SERVICES AND SUPPLIES					
DPW SERVICES-GENERAL MONEY	62330	86	6,896	89,035	88,949
TOTAL SERVICES AND SUPPLIES		**86**	**6,896**	**89,035**	**88,949**
TOTAL EXPENDITURES/APPROPRIATIONS		**86**	**6,896**	**89,035**	**88,949**
NET COST		**-6,545**	**-726**	**73,663**	**73,577**

COUNTY OF SANTA CRUZ

SPECIAL DISTRICTS AND OTHER AGENCIES
FINANCING SOURCES AND USES BY BUDGET UNIT BY SUB-OBJECT
FISCAL YEAR 2019-20

610110 RDA ADMIN - LO/SOQ CAP PROJ
FUND 27-010

Detail by Revenue and Expenditure Object		2017-18 Actuals	2018-19 Actual [x] Estimated [ ]	2019-20 Recommended Budget	2019-20 Adopted by the Board of Supervisors
TAXES					
PROPERTY TAX-CURRENT SEC-GEN	40100	250,000	250,000	250,000	250,000
TOTAL TAXES		**250,000**	**250,000**	**250,000**	**250,000**
REV FROM USE OF MONEY & PROP					
INTEREST	40430	5,810	8,547	3,750	3,750
TOTAL REV FROM USE OF MONEY & PROP		**5,810**	**8,547**	**3,750**	**3,750**
MISC. REVENUES					
OTHER REVENUE	42384		1,726		
TOTAL MISC. REVENUES		**0**	**1,726**	**0**	**0**
TOTAL REVENUE		**255,810**	**260,273**	**253,750**	**253,750**
SERVICES AND SUPPLIES					
PC SOFTWARE PURCHASES	62219	527			
DATA PROCESSING SERVICES	62325		2,975		
LEGAL SERVICES	62360	313	875	1,500	1,500
PROF & SPECIAL SERV-OTHER	62381	276,943	255,199	240,148	240,648
RENTS/LEASES-STRUC IMP & GRNDS	62610	1,233	1,278	1,500	1,500
TOTAL SERVICES AND SUPPLIES		**279,016**	**260,327**	**243,148**	**243,648**
OTHER CHARGES					
COUNTY OVERHEAD A87/CP	75315	-26,652	-8,316	10,602	10,600
TOTAL OTHER CHARGES		**-26,652**	**-8,316**	**10,602**	**10,600**
TOTAL EXPENDITURES/APPROPRIATIONS		**252,364**	**252,011**	**253,750**	**254,248**
NET COST		**-3,446**	**-8,262**	**0**	**498**

COUNTY OF SANTA CRUZ

SPECIAL DISTRICTS AND OTHER AGENCIES
FINANCING SOURCES AND USES BY BUDGET UNIT BY SUB-OBJECT
FISCAL YEAR 2019-20

610115 RDA ADMIN - PROPERTY MGMT
FUND 27-015

Detail by Revenue and Expenditure Object		2017-18 Actuals	2018-19 Actual [x] Estimated [ ]	2019-20 Recommended Budget	2019-20 Adopted by the Board of Supervisors
REV FROM USE OF MONEY & PROP					
INTEREST	40430	2,319	5,106	3,000	3,000
RENTS & CONCESSIONS	40440	79,920	57,889	68,000	68,000
TOTAL REV FROM USE OF MONEY & PROP		**82,239**	**62,995**	**71,000**	**71,000**
TOTAL REVENUE		**82,239**	**62,995**	**71,000**	**71,000**
SERVICES AND SUPPLIES					
DPW SERVICES-GENERAL MONEY	62330		15,349	60,000	60,000
PROF & SPECIAL SERV-OTHER	62381			167,091	167,091
TOTAL SERVICES AND SUPPLIES		**0**	**15,349**	**227,091**	**227,091**
TOTAL EXPENDITURES/APPROPRIATIONS		**0**	**15,349**	**227,091**	**227,091**
NET COST		**-82,239**	**-47,646**	**156,091**	**156,091**

COUNTY OF SANTA CRUZ

SPECIAL DISTRICTS AND OTHER AGENCIES
FINANCING SOURCES AND USES BY BUDGET UNIT BY SUB-OBJECT
FISCAL YEAR 2019-20

611100 RDA CAPITAL PROJECTS FUND
FUND 28-100

Detail by Revenue and Expenditure Object		2017-18 Actuals	2018-19 Actual [x] Estimated [ ]	2019-20 Recommended Budget	2019-20 Adopted by the Board of Supervisors
REV FROM USE OF MONEY & PROP					
INTEREST	40430	462	204	135	135
TOTAL REV FROM USE OF MONEY & PROP		**462**	**204**	**135**	**135**
TOTAL REVENUE		**462**	**204**	**135**	**135**
SERVICES AND SUPPLIES					
PROJECT IMPROVEMENT COSTS	62870	29,395		491	491
TOTAL SERVICES AND SUPPLIES		**29,395**	**0**	**491**	**491**
TOTAL EXPENDITURES/APPROPRIATIONS		**29,395**	**0**	**491**	**491**
NET COST		**28,933**	**-204**	**356**	**356**

COUNTY OF SANTA CRUZ

SPECIAL DISTRICTS AND OTHER AGENCIES
FINANCING SOURCES AND USES BY BUDGET UNIT BY SUB-OBJECT
FISCAL YEAR 2019-20

612200 RDA LOW & MOD INCOME HOUSING
FUND 29-200

Detail by Revenue and Expenditure Object		2017-18 Actuals	2018-19 Actual [x] Estimated [ ]	2019-20 Recommended Budget	2019-20 Adopted by the Board of Supervisors
REV FROM USE OF MONEY & PROP					
INTEREST	40430	1			
TOTAL REV FROM USE OF MONEY & PROP		**1**	**0**	**0**	**0**
TOTAL REVENUE		**1**	**0**	**0**	**0**
OTHER FINANCING USES					
OPERATING TRANSFERS OUT	90000	160			
TOTAL OTHER FINANCING USES		**160**	**0**	**0**	**0**
TOTAL EXPENDITURES/APPROPRIATIONS		**160**	**0**	**0**	**0**
NET COST		**159**	**0**	**0**	**0**

COUNTY OF SANTA CRUZ

SPECIAL DISTRICTS AND OTHER AGENCIES
FINANCING SOURCES AND USES BY BUDGET UNIT BY SUB-OBJECT
FISCAL YEAR 2019-20

136110 CO RDA S/A-CAP TAX INCREMENT
FUND 32-121

Detail by Revenue and Expenditure Object		2017-18 Actuals	2018-19 Actual [x] Estimated [ ]	2019-20 Recommended Budget	2019-20 Adopted by the Board of Supervisors
TAXES					
PROPERTY TAX-CURRENT SEC-GEN	40100	16,583,302	17,037,620	16,647,389	16,647,389
TOTAL TAXES		**16,583,302**	**17,037,620**	**16,647,389**	**16,647,389**
REV FROM USE OF MONEY & PROP					
INTEREST	40430	69,309	221,056	110,983	110,983
TOTAL REV FROM USE OF MONEY & PROP		**69,309**	**221,056**	**110,983**	**110,983**
MISC. REVENUES					
OTHER REVENUE	42384	3,089			
TOTAL MISC. REVENUES		**3,089**	**0**	**0**	**0**
TOTAL REVENUE		**16,655,700**	**17,258,676**	**16,758,372**	**16,758,372**
SERVICES AND SUPPLIES					
FISCAL AGENTS FEES	62345	23,024	16,132	34,950	34,950
PROF & SPECIAL SERV-OTHER	62381	62,504	92,569	221,081	221,081
TOTAL SERVICES AND SUPPLIES		**85,528**	**108,701**	**256,031**	**256,031**
OTHER CHARGES					
PRINCIPAL ON LONG TERM DEBT	74224	117,987			
PRINCIPAL ON BONDS	74226	4,351,801	7,255,000	7,600,000	7,600,000
INTEREST ON BONDS	74310	6,656,641	8,710,951	8,439,364	8,439,364
TOTAL OTHER CHARGES		**11,126,429**	**15,965,951**	**16,039,364**	**16,039,364**
TOTAL EXPENDITURES/APPROPRIATIONS		**11,211,957**	**16,074,652**	**16,295,395**	**16,295,395**
NET COST		**-5,443,743**	**-1,184,024**	**-462,977**	**-462,977**

COUNTY OF SANTA CRUZ

SPECIAL DISTRICTS AND OTHER AGENCIES
FINANCING SOURCES AND USES BY BUDGET UNIT BY SUB-OBJECT
FISCAL YEAR 2019-20

136120 CO RDA S.A-LMIH TAX INCREMENT
FUND 32-122

Detail by Revenue and Expenditure Object		2017-18 Actuals	2018-19 Actual [x] Estimated [ ]	2019-20 Recommended Budget	2019-20 Adopted by the Board of Supervisors
TAXES					
PROPERTY TAX-CURRENT SEC-GEN	40100	2,441,737			
TOTAL TAXES		**2,441,737**	**0**	**0**	**0**
REV FROM USE OF MONEY & PROP					
INTEREST	40430	2,118			
TOTAL REV FROM USE OF MONEY & PROP		**2,118**	**0**	**0**	**0**
MISC. REVENUES					
OTHER REVENUE	42384	1,301			
TOTAL MISC. REVENUES		**1,301**	**0**	**0**	**0**
OTHER FINANCING SOURCES					
OPERATING TRANSFER IN	42462	160			
TOTAL OTHER FINANCING SOURCES		**160**	**0**	**0**	**0**
TOTAL REVENUE		**2,445,316**	**0**	**0**	**0**
OTHER CHARGES					
PRINCIPAL ON BONDS	74226	1,658,199			
INTEREST ON BONDS	74310	3,047,752			
TOTAL OTHER CHARGES		**4,705,951**	**0**	**0**	**0**
TOTAL EXPENDITURES/APPROPRIATIONS		**4,705,951**	**0**	**0**	**0**
NET COST		**2,260,635**	**0**	**0**	**0**

Appendix

County of Santa Cruz Board of Supervisors
Agenda Item Submittal
From: Auditor-Controller-Treasurer-Tax Collector
(831) 454-2500
Subject: Adopted Budget Actions for Fiscal Year 2019-20
Meeting Date: September 24, 2019

Recommended Action(s):

1) Adopt resolution approving the 2019-20 budget for County Funds and Special Districts Governed by the Board of Supervisors per Exhibit A;

2) Cancel various appropriations due to insufficient funding or contingency balances that exceed legal limitations as shown on Exhibit B, and refer to the County Administrative Office for a report back on any additionally needed actions;

3) Adopt resolution establishing appropriation limitations for the County and Board Governed Special Districts as shown on Exhibit C;

4) Approve transfers of appropriations and adopt resolutions accepting unanticipated revenue related to the prior fiscal year, previously authorized in your Last Day report as shown on Exhibit D; and

5) Adopt resolution cancelling and appropriating the fund balance committed to natural disasters as shown on Exhibit E; and

6) Approve the revised Personnel Summary and Continuing Agreements list reflecting actions and corrections as authorized by the Board during budget hearings and concluding actions, as well as those incorporated in the final budget.

Executive Summary

Adopt the Santa Cruz County Final Budget for Fiscal Year 2019-20 in compliance with California Government Code §29088.

Background

California Government Code §29088 requires the Board approve the Final Budget by resolution no later than October 2 of each year. The Adopted Budget adjusts the Proposed Budget presented in June 2019, and includes changes resulting from the financial year-end closing processes and changes authorized during budget hearings and summarized in the Concluding and Last Day actions.

Analysis
The Final Adopted Budget includes budgets for the County General Fund, Special Revenue Funds (primarily the Road Fund and Housing Funds), Less than County Wide Funds (Library and County Fire funds), Board of Supervisors Governed Special Districts, and Internal Service and Enterprise Funds.

Final budgeted appropriations are summarized below:

General Fund	$579.9 million
Special Revenue Funds	79.2 million
Less than County Wide Funds	13.5 million
Total Governmental Funds	$672.6 million
Special Districts and other Agencies (Board of Supervisors Governed)	50.5 million
Internal Service Funds	112.8 million
Enterprise Funds	33.3 million
Total Appropriations for All Funds	$ 869.2 million

This Budget includes $58.4 million that has been reserved in the General Fund for specific purposes. These reserves are detailed on page 4 of the Adopted Budget. The total Committed and Assigned Reserves of $56.7 million represents 10% of the General Fund operating revenues in accordance with the County's Fund Balance Policy. The Board set a goal of 10% General Fund Reserves by FY 2020-21. In addition, the General Fund appropriations include a contingency of $5.6 million, as found on page 24 of the Adopted Budget.

The total number of authorized positions is 2,557.01, as shown in the Adopted Positions column on page 197 of the Adopted Budget.

The Adopted Budget adjusts the Proposed Budget presented in June 2019, and includes changes resulting from the financial year-end closing processes and includes all changes approved by your Board during the budget hearings including changes authorized in the Concluding and Last Day actions as reflected in the summary below. Consistent with prior years, staff intend to bring a Mid-Year Fiscal Update to the Board of the status of this Budget.

The 2019-20 General Fund (GF) Proposed Budget (PB) to Final Budget Reconciliation

The final FY 2018-19 year-end available Fund Balance carryover for the General Fund was $11.5 million as shown on page 3 of the Adopted Budget.

The FY 2019-20 Proposed Budget estimated a projected carryover of $8.8 million, less an increase to reserves of $2.64 million, for a net available fund balance of $6.2 million. This resulted in an increase to available Fund Balance of $5,243,679 to be used in accordance with your Board's Last Day and Concluding Direction as detailed in the table below.

Adopted Budget June 30, 2019			
Total Fund Balance available	$11,473,297		Final Budget Pg 1, Sch 1
Proposed Budget June 30, 2019			
Total Fund Balance Available	$8,871,192		Prop Budget Pg 535, Sch 1
Less proposed increase to reserves	($2,641,574)		Prop Budget Pg 535, Sch 1
Net GF Fund Balance Available	$6,229,618		
Increased GF Fund Balance available		$5,243,679	
Allocation of Increased GF Fund Balance Available			
Encumbrance Carryover	($5,291,483)		
Rebudget Requests (net)	$3,063,160		
Net Other Adjustments	($4,182,746)		
Net increase to reserves	$1,167,390		
Allocation of Increased GF Fund Balance Available		($5,243,679)	

Financial Impact
The 2019-2020 Adopted Budget represents a structurally balanced operating and strategic expenditure plan of $869.2 Million and provides the needed resources to continue delivering high quality public services that enrich our residents' quality of life.

Strategic Plan Element(s)
6.a (Operational Excellence: Customer Experience) - The agenda item addresses this goal by ensuring adequate funding is in place to support community needs and obligations.

Submitted by:
Edith Driscoll, Auditor-Controller-Treasurer-Tax Collector

Recommended by:
Carlos J. Palacios, County Administrative Officer

Attachments:

a Adopted Budget FY 2019-20
b Resolution - Adopted Budget FY 2019-20 - Exhibit A
c Required Reductions in 2019-20 Appropriations - Exhibit B
d Resolution - Establishing FY 2019-20 Appropriation Limit - Exhibit C
e List of AUD74 Budget Transfers - Exhibit D
f Resolution - State Motor Vehicle Revenues Realignment
g Resolution - Assessment Revenues Realignment
h Resolution - Tax & Interest Revenue Realignment
i Resolution - Tax Relief Subventions & RDA Pass Through Realignment
j Resolution - Cancelling and Appropriating Fund Balance Committed to Natural Disasters - Exhibit E

DocuSign Envelope ID: D5AEC8DE-07B7-4D26-BE54-772D8E77DD61

DocuSigned by:
Clerk of the Board of Supervisors
F2707B2E5811438...

Approved 09/24/2019
Board of Supervisors
DOC-2019-734

EXHIBIT A

BEFORE THE BOARD OF SUPERVISORS
OF THE COUNTY OF SANTA CRUZ, STATE OF CALIFORNIA

RESOLUTION NO. 200-2019
On motion of Supervisor Leopold
Duly seconded by Supervisor Friend
The following resolution is adopted.

RESOLUTION ADOPTING THE ADOPTED BUDGET

WHEREAS, Sections 29080 and 29081 of the Government Code regarding budget hearings have been complied with; and

WHEREAS, said hearings have been terminated, during which time all additions and deletions to the proposed budget for 2019-2020 were made or authorized.

NOW, THEREFORE, BE IT RESOLVED, in accordance with Sections 29089 and 29090 of the Government Code, that the Adopted Budget of the County of Santa Cruz and Special Districts for the fiscal year 2019-2020, for which the Board of Supervisors is the governing board, is hereby adopted by reference to the attached Adopted Budget.

BE IT FURTHER RESOLVED, that the County Administrative Officer is authorized to approve changes in equipment classification of fixed asset acquisitions (also on file with the Clerk of the Board) as to quantity, type and cost provided:

1. The original total budget limit amount approved by the Board of Supervisors is not exceeded; and

2. Substitution or other items shall be limited to items of original appropriation of $15,000 or less with a substitute cost not to exceed a unit cost of $15,000; and

3. Original items unit cost can be increased up to 15% provided that appropriation savings are available within the expenditure object.

PASSED AND ADOPTED by the Board of Supervisors of the County of Santa Cruz, State of California, this 24th day of September, 2019 by, the following vote:

Attachment: Resolution - Adopted Budget FY 2019-20 - Exhibit A (6486 : Adopted Budget Actions for Fiscal Year 2019-20)

AYES: SUPERVISORS Leopold, Friend, Caput, Coonerty
NOES: SUPERVISORS None
ABSENT: SUPERVISORS McPherson

DocuSigned by:
DEED48DEED284AF...

Ryan Coonerty
Chairperson of the Board

ATTEST: DocuSigned by:
5F3EB32A693849D...

Susan Galloway
Clerk of the Board

DocuSigned by:
Clerk of the Board of Supervisors
F2707B2E5811438...

APPROVED AS TO FORM:

9/12/19
Office of the County Counsel

DISTRIBUTION: Auditor-Controller-Treasurer-Tax Collector (2)
County Administrative Officer
County Counsel
State Controller

EXHIBIT B
COUNTY OF SANTA CRUZ
REQUIRED REDUCTIONS IN 2019-2020 APPROPRIATIONS
DUE TO INSUFFICIENT FUNDING OR LEGAL LIMITATIONS

FUND TYPE	FUND	GL KEY	TITLE	OBJECT AND NAME	CANCELLATION OF APPROPRIATIONS
21	21130	194956	PARK DED-LIVE OAK	86001 LAND PURCHASE	$ 3,000
22	22105	622105	BRAEMOOR CSA 47	62330 DPW SERVICES-GENERAL MONEY	$ 377
22	22130	622130	CO ROAD MAINT CSA 9D ZONE 1	62330 DPW SERVICES-GENERAL MONEY	$ 41,319
22	22135	622135	CO ROAD MAINT CSA 9D ZONE 2	62330 DPW SERVICES-GENERAL MONEY	$ 83,769
22	22160	622160	BONITA ENCINO CSA 43	62330 DPW SERVICES-GENERAL MONEY	$ 10,085
22	22175	622175	GRAHAM HILL CSA #57	98700 APPROP FOR CONTINGENCIES	$ 57,935
22	22185	622185	HOPKINS GULCH CSA 51	62330 DPW SERVICES-GENERAL MONEY	$ 42,429
22	22200	622200	OAKFLAT ROAD CSA 13A	62330 DPW SERVICES-GENERAL MONEY	$ 1
22	22231	622231	MCGAFFIGAN MILL ROAD CSA #59	62330 DPW SERVICES-GENERAL MONEY	$ 2,873
22	22245	622245	PAJ ST DRAIN MAINT DIST	62330 DPW SERVICES-GENERAL MONEY	$ 33,877
22	22305	622305	REED STREET CSA 39	62330 DPW SERVICES-GENERAL MONEY	$ 197
22	22317	622317	RIVERDALE PARK RD CSA #55	62330 DPW SERVICES-GENERAL MONEY	$ 993
22	22320	622320	ROBAK DR CSA 16	62330 DPW SERVICES-GENERAL MONEY	$ 2,841
22	22375	622375	SC FL CON ZN 6	86110 BUILDINGS AND IMPROVEMENTS	$ 96,314
22	22385	622385	SC FL CON ZN 7A	86110 BUILDINGS AND IMPROVEMENTS	$ 14,196
22	22445	622445	WHITEHOUSE CSA #18	62330 DPW SERVICES-GENERAL MONEY	$ 86

DocuSign Envelope ID: 2084CDC9-DBF3-48E5-ADFD-49315945F5A1

DocuSigned by:
Clerk of the Board of Supervisors
F2707B2E5811438...

Approved 09/24/2019
Board of Supervisors
DOC-2019-734

Attachment: Resolution - Establishing FY 2019-20 Appropriation Limit - Exhibit C (6486 : Adopted Budget Actions for Fiscal Year 2019-20)

BEFORE THE BOARD OF SUPERVISORS
OF THE COUNTY OF SANTA CRUZ, STATE OF CALIFORNIA

RESOLUTION NO. 201-2019
On motion of Supervisor Leopold
Duly seconded by Supervisor Friend
The following resolution is adopted.

RESOLUTION ESTABLISHING FISCAL YEAR 2019-2020 APPROPRIATION LIMIT UNDER ARTICLE XIII B OF THE CALIFORNIA CONSTITUTION, AND ESTABLISHING PERIOD FOR CONTESTING SUCH LIMITS FOR THE COUNTY AND BOARD OF SUPERVISORS GOVERNED SPECIAL DISTRICTS

WHEREAS, Article XIII B of the California Constitution provides that the state and each local government shall be subject to an annual appropriation limit as defined in that Article; and

WHEREAS, Article XIII B Section 8(e)(2) requires the Governing Body to select the Change in Cost of Living methodology each year by recorded vote; and

WHEREAS, the change in California Per Capita Income provides the greatest result rather than using the percentage change in the Local Assessment roll from the preceding year; and

WHEREAS, the Auditor-Controller-Treasurer-Tax Collector of the County of Santa Cruz has computed the appropriations limit for the fiscal year 2019-2020; and

WHEREAS, the Auditor-Controller-Treasurer-Tax Collector of the County of Santa Cruz has prepared the applicable Statements showing the calculation and such detailed Statements are available for public review during business hours and after reasonable notice in the Auditor-Controller-Treasurer-Tax Collector's Office.

NOW, THEREFORE, BE IT RESOLVED, that the County of Santa Cruz selects the change in California Per Capita Income and the change in population within its jurisdiction, combined with the change in population within all counties having borders that are contiguous to that county (Government Code section 7901(b)(2) methodology), for use in calculating its appropriation limit for fiscal year 2019-2020; and

BE IT FURTHER RESOLVED that, the appropriation limit for the County of Santa Cruz for the fiscal year 2019-2020 as shown on Attachment 1 is hereby established as $539,581,157 and that such appropriation limit may be adjusted at a later date in accordance with Sections 3 and 11 of Article XIII B of the California Constitution; and

BE IT FURTHER RESOLVED that the appropriation limit for the Board of Supervisors Governed Special Districts for the fiscal year 2019-2020 is hereby established as shown on Attachment 2, and that such appropriation limit may be adjusted at a later date in accordance with Sections 3 and 11 of Article XIII B of the California Constitution; and

BE IT FURTHER RESOLVED that the appropriation limit for the County and Board of Supervisors Governed Special Districts for the fiscal year 2019-2020 may be adjusted at a later date in the event that revenues which are unanticipated, and classified as proceeds of taxes in accordance with Section 8(c) of Article XIII B of the California Constitution, are received and appropriated; and

BE IT FURTHER RESOLVED that any judicial action or proceeding to attach, review, set aside, void or annul the appropriation limits established by this resolution shall be commenced within 45 days from the date of this resolution in accordance with Government Code section 7910.

PASSED AND ADOPTED by the Board of Supervisors of the County of Santa Cruz, State of California, this 24th day of September 2019, by the following vote:

AYES: SUPERVISORS Leopold, Friend, Caput, Coonerty
NOES: SUPERVISORS None
ABSENT: SUPERVISORS McPherson

DocuSigned by:
Ryan Coonerty
DEED48DEFD284AF...
Chairperson of the Board

ATTEST:

DocuSigned by:
Susan Galloway
5F3EB32A693849D...
Clerk of the Board

APPROVED AS TO FORM:
JM Heath 9/12/19
Office of the County Counsel

DISTRIBUTION: CAO
County Counsel
Auditor-Controller-Treasurer-Tax Collector

Exhibit C
Attachment 1

COUNTY OF SANTA CRUZ
General Fund
Calculation of Appropriations Subject to Limitations
For the 2019-2020 Fiscal Year

	2019-20 Governmental Funds Only
Proceeds of Taxes	$ 186,933,348
Adjustments	
1. Less: TRANS Interest Expense	603,000
2. Less: State and Federal Mandated Costs	15,821,536
Total Exclusions	16,424,536
Total 2019-20 Appropriations Subject to Limitation	170,508,812
2019-20 Appropriations Limitation	539,581,157
Amount Over/(Under) Limitation	(369,072,345)

Attachment: Resolution - Establishing FY 2019-20 Appropriation Limit - Exhibit C (6486 : Adopted Budget Actions for Fiscal Year 2019-20)

Exhibit C
Attachment 2

COUNTY OF SANTA CRUZ
Board of Supervisors Governed Districts
Appropriation Limitations
For the 2019-2020 Fiscal Year

Index	District Name	-------Appropriations--------- Subject to Limit	Limit	Under Limit
625105	Boulder Creek CSA # 7	0	60,301	60,301
622150	Empire Acres Special Road CSA # 17	7,926	17,512	9,586
622190	Huckleberry Woods Road CSA # 15	6,854	67,587	60,733
622195	Hutchinson Road CSA # 13	45,630	280,241	234,611
304300	Pajaro Dunes CSA # 4 & Zone A	782,975	1,557,943	774,968
625143	Place de Mer CSA # 2	0	382,704	382,704
622320	Robak Drive Road CSA # 16	7,756	35,091	27,335
625200	Sand Dollar Beach CSA # 5	0	364,004	364,004
625125	Davenport - County Sanitation District	36,309	255,629	219,320
622445	Whitehouse Canyon Road Maintenance District	4,567	13,262	8,695

Attachment: Resolution - Establishing FY 2019-20 Appropriation Limit - Exhibit C (6486 : Adopted Budget Actions for Fiscal Year 2019-20)

DocuSign Envelope ID: 51E6088E-FD91-4485-9634-5EBDBCF9EF35

DocuSigned by:
Clerk of the Board of Supervisors
F2707B2E5811438...

Approved 09/24/2019
Board of Supervisors
DOC-2019-734

BEFORE THE BOARD OF SUPERVISORS
OF THE COUNTY OF SANTA CRUZ, STATE OF CALIFORNIA

Resolution No. 202-2019

On the motion of Supervisor Leopold
Duly seconded by Supervisor Friend
The following resolution is adopted:

RESOLUTION ACCEPTING UNANTICIPATED REVENUE

WHEREAS, the County of Santa Cruz is the recipient of funds, in the amount of $368,168 from State Motor Vehicle Revenues, for the Realignment program; and

WHEREAS, the above-referenced funds are either in excess of those anticipated or are not specifically set forth in the current fiscal year budget of the County; and

WHEREAS, pursuant to Government Code section 29130(b), such funds may be made available for specific appropriation by four-fifths vote of the Board of Supervisors;

NOW, THEREFORE, BE IT RESOLVED AND ORDERED that the Santa Cruz County Auditor-Controller-Treasurer-Tax Collector accept the amount of $368,168 for use by the Realignment Program.

GL Key	Revenue Object	Acct Name	Amount
368000	40471	St-Motor Veh. H.S.A. Realign	$368,169

and that such funds be and are hereby appointed as follows:

GL Key	Expenditure Object	Acct Name	Amount
368000	90001	Operating Trf. Out- Realign	$368,169

Attachment: Resolution - State Motor Vehicle Revenues Realignment (6486 : Adopted Budget Actions for Fiscal Year 2019-20)

PASSED AND ADOPTED BY THE Board of Supervisors of the County of Santa Cruz, State of California, this 24th day of September, 20 19 by the following vote (requires four-fifths vote for approval):

AYES: SUPERVISORS Leopold, Friend, Caput, Coonerty

NOES: SUPERVISORS None

ABSENT: SUPERVISORS McPherson

DocuSigned by:
DEED48DEFD284AF...
Ryan Coonerty
Chair of the Board

ATTEST: DocuSigned by:
5E3EB32A693849D...
Susan Galloway
Clerk of the Board

DEPARTMENT HEAD I hereby certify that the fiscal provisions have been researched and that the Revenue(s) (has been)(will be)received within the current fiscal year.

By: Edith Wurdel Date: 9/9/19
Department Head

COUNTY ADMINISTRATIVE OFFICER /X/ Recommended to Board

/___/ Not recommended to Board

APPROVED AS TO FORM:
County Counsel

APPROVED AS TO ACCOUNTING DETAIL:
Auditor-Controller-Treasurer-Tax Collector
GL Key 368000

Distribution:
Auditor-Controller-Treasurer-Tax Collector
County Counsel
County Administrative Officer
Originating Department

Attachment: Resolution - State Motor Vehicle Revenues Realignment (6486 : Adopted Budget Actions for Fiscal Year 2019-20)

DocuSign Envelope ID: 257AC178-D45F-42D0-9C05-DDEBB699866E

DocuSigned by:
Clerk of the Board of Supervisors
F2707B2E5811438...

ADOPTED 9/24/2019
Board of Supervisors
DOC-2019-734

BEFORE THE BOARD OF SUPERVISORS
OF THE COUNTY OF SANTA CRUZ, STATE OF CALIFORNIA

Resolution No. 203-2019

On the motion of Supervisor Leopold
Duly seconded by Supervisor Friend
The following resolution is adopted:

RESOLUTION ACCEPTING UNANTICIPATED REVENUE

WHEREAS, the County of Santa Cruz is the recipient of funds, in the amount of $213 from Assessments revenues, for the Realignment program; and

WHEREAS, the above-referenced funds are either in excess of those anticipated or are not specifically set forth in the current fiscal year budget of the County; and

WHEREAS, pursuant to Government Code section 29130(b), such funds may be made available for specific appropriation by four-fifths vote of the Board of Supervisors;

NOW, THEREFORE, BE IT RESOLVED AND ORDERED that the Santa Cruz County Auditor-Controller-Treasurer-Tax Collector accept the amount of $213 for use by the Realignment Program.

GL Key	Revenue Object	Acct Name	Amount
304400	40192	Assessments	$213

and that such funds be and are hereby appointed as follows:

GL Key	Expenditure Object	Acct Name	Amount
304400	62325	Data Processing Services	$213

Attachment: Resolution - Assessment Revenues Realignment (6486 : Adopted Budget Actions for Fiscal Year 2019-20)

PASSED AND ADOPTED BY THE Board of Supervisors of the County of Santa Cruz, State of California, this 24th day of September, 20 19 by the following vote (requires four-fifths vote for approval):

AYES: SUPERVISORS Leopold, Friend, Caput, Coonerty

NOES: SUPERVISORS None

ABSENT: SUPERVISORS McPherson

DocuSigned by:
DEED48DEFD284AF...
Ryan Coonerty
Chair of the Board

ATTEST: DocuSigned by:
5F3EB32A693849D...
Susan Galloway
Clerk of the Board

DEPARTMENT HEAD I hereby certify that the fiscal provisions have been researched and that the Revenue(s) (has been)(will be)received within the current fiscal year.

By: Edith Wiscovel Date: 9/9/19
Department Head

COUNTY ADMINISTRATIVE OFFICER /X/ Recommended to Board

/ / Not recommended to Board

APPROVED AS TO FORM:
County Counsel

APPROVED AS TO ACCOUNTING DETAIL:
Au itor-Controller-Treasurer-Tax Collector
GL Key 304400

Distribution:
Auditor-Controller-Treasurer-Tax Collector
County Counsel
County Administrative Officer
Originating Department

Attachment: Resolution - Assessment Revenues Realignment (6486 : Adopted Budget Actions for Fiscal Year 2019-20)

DocuSign Envelope ID: BB94C735-62DB-4D3C-AE64-0781EC300B4D

DocuSigned by:
Clerk of the Board of Supervisors
F2707B2E5811438...

Approved 09/24/2019
Board of Supervisors
DOC-2019-734

BEFORE THE BOARD OF SUPERVISORS
OF THE COUNTY OF SANTA CRUZ, STATE OF CALIFORNIA

Resolution No. 204-2019

On the motion of Supervisor Leopold
Duly seconded by Supervisor Friend
The following resolution is adopted:

RESOLUTION ACCEPTING UNANTICIPATED REVENUE

WHEREAS, the County of Santa Cruz is the recipient of funds, in the amount of $74,731 from Tax Revenue and $11,450 from Interest Revenue, for the Realignment program; and

WHEREAS, the above-referenced funds are either in excess of those anticipated or are not specifically set forth in the current fiscal year budget of the County; and

WHEREAS, pursuant to Government Code section 29130(b), such funds may be made available for specific appropriation by four-fifths vote of the Board of Supervisors;

NOW, THEREFORE, BE IT RESOLVED AND ORDERED that the Santa Cruz County Auditor-Controller-Treasurer-Tax Collector accept the amount of $86,181 for use by the Realignment Program.

GL Key	Revenue Object	Acct Name	Amount
136601	40100	PROPERTY TAX-CURRENT SEC-GEN	$37,103
136601	40110	PROPERTY TAX-CURRENT UNSEC-GEN	$3,889
136601	40150	SUPP PROP TAX-CURRENT SEC	$30,761
136601	40130	PROPERTY TAX-PRIOR UNSEC-GEN	$1,611
136601	40151	SUPP PROP TAX-CURRENT UNSEC	$1,197
136601	40161	SUPP PROP TAX-PRIOR UNSEC	$170
136601	40430	INTEREST	$11,450

and that such funds be and are hereby appointed as follows:

GL Key	Expenditure Object	Acct Name	Amount
136601	62393	SHERIFF SERVICES	$86,181

Attachment: Resolution - Tax & Interest Revenue Realignment (6486 : Adopted Budget Actions for Fiscal Year 2019-20)

PASSED AND ADOPTED BY THE Board of Supervisors of the County of Santa Cruz, State of California, this 24th day of September, 2019 by the following vote (requires four-fifths vote for approval):

AYES: SUPERVISORS Leopold, Friend, Caput, Coonerty

NOES: SUPERVISORS None

ABSENT: SUPERVISORS McPherson

DocuSigned by:
DEED48DEED284AF...

Ryan Coonerty

Chair of the Board

ATTEST: DocuSigned by:
5F3EB32A693849D...

Susan Galloway

Clerk of the Board

DEPARTMENT HEAD I hereby certify that the fiscal provisions have been researched and that the Revenue(s) (has been)(will be)received within the current fiscal year.

By: _____ Date: 9/9/19

Department Head

COUNTY ADMINISTRATIVE OFFICER /x/ Recommended to Board

/___/ Not recommended to Board

APPROVED AS TO FORM:

County Counsel

APPROVED AS TO ACCOUNTING DETAIL:

Auditor-Controller-Treasurer-Tax Collector
GL Key 136601

Distribution:

Auditor-Controller-Treasurer-Tax Collector
County Counsel
County Administrative Officer
Originating Department

DocuSigned by:
Clerk of the Board of Supervisors
F2707B2E5811438...

Approved 09/24/2019
Board of Supervisors
DOC-2019-734

BEFORE THE BOARD OF SUPERVISORS
OF THE COUNTY OF SANTA CRUZ, STATE OF CALIFORNIA

Resolution No. 205-2019

On the motion of Supervisor Leopold
Duly seconded by Supervisor Friend
The following resolution is adopted:

RESOLUTION ACCEPTING UNANTICIPATED REVENUE

WHEREAS, the County of Santa Cruz is the recipient of funds, in the amount of $2,971 from ST – Other Tax Relief Subventions revenue and $2,412 from RDA Pass Through revenue, for the Realignment program; and

WHEREAS, the above-referenced funds are either in excess of those anticipated or are not specifically set forth in the current fiscal year budget of the County; and

WHEREAS, pursuant to Government Code section 29130(b), such funds may be made available for specific appropriation by four-fifths vote of the Board of Supervisors;

NOW, THEREFORE, BE IT RESOLVED AND ORDERED that the Santa Cruz County Auditor-Controller-Treasurer-Tax Collector accept the amount of $5,383 for use by the Realignment Program.

GL Key	Revenue Object	Acct Name	Amount
131855	40852	ST-OTHR TAX RELIEF SUBVENTIONS	$2,971
131855	41162	RDA PASS-THROUGHS	$2,412

and that such funds be and are hereby appointed as follows:

GL Key	Expenditure Object	Acct Name	Amount
131855	62381	PROF & SPECIAL SERV - OTHER	$5,383

Attachment: Resolution - Tax Relief Subventions & RDA Pass Through Realignment (6486 : Adopted Budget Actions for Fiscal Year 2019-20)

PASSED AND ADOPTED BY THE Board of Supervisors of the County of Santa Cruz, State of California, this 24th day of September, 2019 by the following vote (requires four-fifths vote for approval):

AYES: SUPERVISORS Leopold, Friend, Caput, Coonerty

NOES: SUPERVISORS None

ABSENT: SUPERVISORS McPherson

DocuSigned by:
DEED48DEFD284AF...
Ryan Coonerty
Chair of the Board

ATTEST:
DocuSigned by:
5F3EB32A693849D...
Susan Galloway
Clerk of the Board

DEPARTMENT HEAD I hereby certify that the fiscal provisions have been researched and that the Revenue(s) (has been)(will be) received within the current fiscal year.

By: Edith Wurcell Date: 9/9/19
Department Head

COUNTY ADMINISTRATIVE OFFICER /X/ Recommended to Board

/___/ Not recommended to Board

APPROVED AS TO FORM:
County Counsel

APPROVED AS TO ACCOUNTING DETAIL:
Auditor-Controller-Treasurer-Tax Collector
GL Key 131855

Distribution:
Auditor-Controller-Treasurer-Tax Collector
County Counsel
County Administrative Officer
Originating Department

COUNTY OF SANTA CRUZ

BOARD OF SUPERVISORS

RATIFICATION OF 2018-19 YEAREND AUD74 BUDGET TRANSFERS

JOURNAL REF.	GL KEY	OBJECT	DEPARTMENT	OBJECT TITLE	TRF TO AMOUNT	TRF FROM AMOUNT
GENERAL FUND 10-110:						
JA60211D	131375	98700	RESERVES-GENERAL FUND	APPROP FOR CONTINGENCIES		(3,605)
JA60211D	334100	62365	GEN SVCS-CENTRAL PURCHASING	MANAGEMENT SERVICES		(16,269)
JA60211D	572000	51000	PROBATION-JUVENILE HALL	REGULAR PAY-PERMANENT		(934)
JA60211A	661100	74850	SHERIFF-ADMIN	TAXES AND LICENSES	26.00	
JA60211A	431000	86204	COMM-TECH RADIO SER(ISD-GF)	EQUIPMENT	1,467.00	
JA60211D	664001	51000	COURT SEC-COURT SEC-DIV 40	REGULAR PAY-PERMANENT		(814)
JA60211A	574100	75316	PROBATION GRANTS (REV 7/04)	COUNTY OVERHEAD GRANTS		(19)
JA60211A	391600	75247	WORKFORCE INV BD GRT ONLY	HRS-TRAINING & PLACEMENT		(4,522)
JA60211D	106000	62935	AG EXTENSION SERVICES	SERVICE CENTER CHARGES	3,281.00	
JA60211A	574000	62381	PROBATION-ADMIN	PROF & SPECIAL SERV-OTHER		(363)
JA60211A	574000	74420	PROBATION-ADMIN	INTEREST ON LEASE PURCHASES	132.00	
JA60211A	393000	74230	VETERAN'S SERVICES OFFICER	PRINCIPAL ON LEASE PURCHASES	1.00	
JA60211D	214100	51000	CLERK SPECIAL SERVICES	REGULAR PAY-PERMANENT	14,584.00	
JA60211D	331000	51000	GEN SVCS-ADMIN	REGULAR PAY-PERMANENT		(4,458)
JA60211A	392100	74074	SOCIAL SERVICES ADMINISTRATION	PUBLIC AUTHORITY		(33,483)
JA60211A	392100	74046	SOCIAL SERVICES ADMINISTRATION	IHSS-ADMIN - MOE	33,483.00	
JA60211D	334100	51000	GEN SVCS-CENTRAL PURCHASING	REGULAR PAY-PERMANENT	16,269.00	
JA60211D	391600	62381	WORKFORCE INV BD GRT ONLY	PROF & SPECIAL SERV-OTHER		(28,647)
JA60211D	106000	51000	AG EXTENSION SERVICES	REGULAR PAY-PERMANENT	324.00	
JA60211D	391600	51000	WORKFORCE INV BD GRT ONLY	REGULAR PAY-PERMANENT	28,647.00	
JA60211D	331000	62226	GEN SVCS-ADMIN	INVENTORIABLE ITEMS <5000	4,458.00	
JA60211A	661100	62381	SHERIFF-ADMIN	PROF & SPECIAL SERV-OTHER		(402)
JA60211A	661100	74230	SHERIFF-ADMIN	PRINCIPAL ON LEASE PURCHASES	239.00	
JA60211D	572000	62226	PROBATION-JUVENILE HALL	INVENTORIABLE ITEMS <5000	934.00	
JA60211D	393000	62381	VETERAN'S SERVICES OFFICER	PROF & SPECIAL SERV-OTHER		(1,614)
JA60211D	393000	51000	VETERAN'S SERVICES OFFICER	REGULAR PAY-PERMANENT	1,614.00	
JA60211A	393000	63070	VETERAN'S SERVICES OFFICER	UTILITIES		(1)
JA60211A	661100	74420	SHERIFF-ADMIN	INTEREST ON LEASE PURCHASES	137.00	
JA60211A	574000	74230	PROBATION-ADMIN	PRINCIPAL ON LEASE PURCHASES	231.00	
JA60211A	431000	61731	COMM-TECH RADIO SER(ISD-GF)	MAINT-OTH EQUIP-SUPPLIES		(1,467)
JA60211D	664001	62223	COURT SEC-COURT SEC-DIV 40	SUPPLIES	814.00	
JA60211D	214100	62223	CLERK SPECIAL SERVICES	SUPPLIES		(14,584)
JA60211A	574100	75216	PROBATION GRANTS (REV 7/04)	CERT OF PARTIC CONTRIB	19.00	
JA60211A	391600	75248	WORKFORCE INV BD GRT ONLY	HSD INDIVIDUAL REFERRAL	4,522.00	
TOTAL FUND 10-110					**$ 111,182**	**$ (111,182)**

JOURNAL REF.	GL KEY	OBJECT	DEPARTMENT	OBJECT TITLE	TRF TO AMOUNT	TRF FROM AMOUNT
GENERAL FUND 10-300 (HEALTH SERVICE AGENCY):						
JA60211B	360180	74912	BUILDING AND INSURANCE COSTS	ALLOW FOR SPCE COST CNTY BLDGS	300,532.00	
JA60211B	360180	95560	BUILDING AND INSURANCE COSTS	TRNSFRS OTH AGENCY DEPTS-SVCS		(261,268.00)
JA60211D	367100	61220	ENVIRONMENTAL HEALTH	TELECOM SERVICES	25,305.00	
JA60211D	367100	51000	ENVIRONMENTAL HEALTH	REGULAR PAY-PERMANENT		(25,305.00)
JA60211D	365200	51000	HEALTH BENEFITS ADVOCACY	REGULAR PAY-PERMANENT	114,952.00	
JA60211D	365001	62381	MEDICRUZ	PROF & SPECIAL SERV-OTHER		(114,952)
JA60211B	363301	90002	MH MANAGED CARE	OPER TRF OUT-ST HOSP OFFSET	1,239,866.00	
JA60211B	363149	62381	ADMINISTRATION	PROF & SPECIAL SERV-OTHER		(81,388)
JA60211B	363142	51000	JAIL SERVICES	REGULAR PAY-PERMANENT		(101,264)
JA60211B	360180	61715	BUILDING AND INSURANCE COSTS	MAINT-BUILDING EQMT-SERVICES		(48,835)
JA60211B	360180	61845	BUILDING AND INSURANCE COSTS	MAINT-STRUCT/IMPS/GRDS-OTH-SRV		(205,645)
JA60211B	363144	51000	ADULT ACUTE SERV-NEW	REGULAR PAY-PERMANENT		(164,997)
JA60211B	363103	52015	PATIENT DATA	PERS		(21,858)
JA60211B	363105	51000	CMH CLERICAL SUPPORT	REGULAR PAY-PERMANENT		(227,984)
JA60211B	365200	51000	HEALTH BENEFITS ADVOCACY	REGULAR PAY-PERMANENT	98,692.00	
JA60211B	363103	53010	PATIENT DATA	EMPLOYEE INSURANCE & BENEFITS		(15,000)
JA60211B	363120	51000	OFFICE OF CONSUMER & FAM AFF	REGULAR PAY-PERMANENT		(338,080)

COUNTY OF SANTA CRUZ

BOARD OF SUPERVISORS

RATIFICATION OF 2018-19 YEAREND AUD74 BUDGET TRANSFERS

JA60211B	360180	75230	BUILDING AND INSURANCE COSTS	CONTRIB TO OTHER AGENCIES-OTH	364,194.00	
JA60211B	363103	51000	PATIENT DATA	REGULAR PAY-PERMANENT		(141,602)
JA60211B	365200	52015	HEALTH BENEFITS ADVOCACY	PERS	16,260.00	
JA60211B	363141	51005	NORTH COUNTY ADULT ACUTE SRVCS	OVERTIME PAY-PERMANENT		(20,966)
JA60211B	363141	51000	NORTH COUNTY ADULT ACUTE SRVCS	REGULAR PAY-PERMANENT		(126,727)
JA60211B	360180	61730	BUILDING AND INSURANCE COSTS	MAINT-OTH EQUIP-SERVICES		(16,772)
JA60211B	360180	63075	BUILDING AND INSURANCE COSTS	UTILITIES-OTHER		(132,206)
JA60211B	365200	62223	HEALTH BENEFITS ADVOCACY	SUPPLIES		(114,952)
TOTAL FUND 10-300					**$ 2,159,801**	**$ (2,159,801)**

JOURNAL	GL KEY	OBJECT	DEPARTMENT	OBJECT TITLE	TRF TO	TRF FROM
SPECIAL REVENUE FUND 21:						
JA60211E	136150	62381	HOUSING - CDBG 21-026	PROF & SPECIAL SERV-OTHER	4,153.00	
JA60211E	136150	75229	HOUSING - CDBG 21-026	CONTRIB TO OTH AGENCIES-GRANTS		(4,153.00)
JA60211C	136169	75229	HOUSING-ST HOME GRANT 2016	CONTRIB TO OTH AGENCIES-GRANTS	206,012.00	
JA60211C	136169	62381	HOUSING-ST HOME GRANT 2016	PROF & SPECIAL SERV-OTHER		(206,012.00)
JA60211E	135490	62330	HSNG-LMIH ASSET FND HSC34176D	DPW SERVICES-GENERAL MONEY	1,788.00	
JA60211E	135490	75201	HSNG-LMIH ASSET FND HSC34176D	AFFORDABLE HSNG PROGRAMS/PROJ		(1,788.00)
TOTAL FUND 21					**$ 211,953**	**$ (211,953)**

JOURNAL	GL KEY	OBJECT	DEPARTMENT	OBJECT TITLE	TRF TO	TRF FROM
SPECIAL REVENUE FUND 22:						
JA60211E	622115	86110	CO HWY SAFETY SERVICE AREA #9	BUILDINGS AND IMPROVEMENTS		(190,384.00)
JA60211E	622115	62330	CO HWY SAFETY SERVICE AREA #9	DPW SERVICES-GENERAL MONEY	190,384.00	
JA60211E	622375	86110	SC FL CON ZN 6	BUILDINGS AND IMPROVEMENTS		(507.00)
JA60211E	622375	62330	SC FL CON ZN 6	DPW SERVICES-GENERAL MONEY	507.00	
TOTAL FUND 22					**$ 190,891**	**$ (190,891)**

DocuSign Envelope ID: D256B1D3-DBEF-4A4C-B29D-E8B50F52A317

DocuSigned by:
Clerk of the Board of Supervisors
F2707B2E5811438...

Approved 09/24/2019
Board of Supervisors
DOC-2019-734

BEFORE THE BOARD OF SUPERVISORS
OF THE COUNTY OF SANTA CRUZ, STATE OF CALIFORNIA

RESOLUTION NO. 206-2019
On motion of Supervisor Leopold
Duly seconded by Supervisor Friend
The following resolution is adopted.

RESOLUTION CANCELLING AND APPROPRIATING FUND BALANCE COMMITTED TO NATURAL DISASTERS

WHEREAS, the Governmental Accounting Standards Board (GASB) has issued Statement No. 54 establishing a hierarchy of fund balances; and

WHEREAS, the committed fund balance classification reflects amounts subject to internal constraints self-imposed by the Board of Supervisors; and

WHEREAS, GASB Statement No. 54 further clarifies the constraints that govern how a governmental entity can use and designate amounts reported as fund balances and stipulates that a fund balance can only be committed by action of the highest level of decision-making authority of the governmental entity; and

WHEREAS, the Board of Supervisors is the highest level of decision-making authority for the County of Santa Cruz, and has the authority to commit, assign, or evaluate existing fund balance classifications and identify the intended uses of committed or assigned funds pursuant to Board Policy; and

WHEREAS, once the committed fund balance constraints are imposed it requires the constraint to be removed by the Board of Supervisors prior to redirecting the funds for other purposes; and

WHEREAS, the Board of Supervisors committed a fund for natural disasters to pay for the extraordinary operating costs, legal costs and cash flow problems associated with delays in State and federal reimbursements for any natural disaster declared by the County's Director of Emergency Services and subsequently ratified by the Board of Supervisors and the State of California or the federal government; and

WHEREAS, the Director of Emergency Services declared various 2016 and 2017 Winter Storm events natural disasters, and those disasters were subsequently ratified by the Board of Supervisors and the State of California; and,

WHEREAS, the fund balance committed for natural disasters is currently $2,000,000; and

WHEREAS, the Director of the Department of Public Works has identified costs in the amount of $6.7 million associated with the 2016 and 2017 Winter Storm natural disasters which are in excess of State and federal reimbursements and for which there will be no reimbursement forthcoming, and

WHEREAS, it is necessary to cancel the committed fund balance of $2,000,000 in order to appropriate it to help pay for these non-reimbursed costs;

NOW, THEREFORE, BE IT RESOLVED, that the Board of Supervisors, in accordance with the provisions of GASB 54, hereby cancels the fund balance committed for natural disasters in the amount of $2,000,000 and appropriates it for payment of non-reimbursable costs as outlined above.

PASSED AND ADOPTED by the Board of Supervisors of the County of Santa Cruz, State of California, this 24th day of September, 2019 by, the following vote:

AYES: SUPERVISORS Leopold, Friend, Caput, Coonerty
NOES: SUPERVISORS None
ABSENT: SUPERVISORS McPherson

DocuSigned by:
Ryan Coonerty
DEED48DEED284AF...
Chairperson of the Board

ATTEST:
DocuSigned by:
Susan Galloway
5F3EB32A693849D...
Clerk of the Board

APPROVED AS TO FORM:

9/12/19
Office of the County Counsel

DISTRIBUTION: Auditor-Controller-Treasurer-Tax Collector (2)
County Administrative Officer
County Counsel
State Controller

2019-2020 COUNTY OF SANTA CRUZ
2018-2019 ENCUMBRANCE BALANCES REBUDGETED
Summary by Fund Type
See Detail by GL Key and Object which Follows

Fund Type	Fund Type Name		Amount
10	GENERAL FUND	$	6,268,636
21	SPECIAL REVENUE -COUNTY WIDE		3,092,598
22	SPECIAL REVENUE -BOS SPECIAL D		1,697,518
25	SPECIAL REVENUE -ROAD FUND		10,952,714
26	SPECIAL REVENUE -LESS THAN CTY		263,520
27	SPEC.REV.-CO RDA S/A-CAP IMPR		500
50	ENTERPRISE FUND		13,671,314
60	INTERNAL SERVICE FUND		1,321,160
		$	37,267,960

Fund Type	Fund	GLKey	GLKeyTitle	Object	ObjectTitle	Carryover
10	10110	103210	AGRICULTURAL COMMISSIONER	62381	PROF & SPECIAL SERV-OTHER	361
10	10110	103210	AGRICULTURAL COMMISSIONER	62610	RENTS/LEASES-STRUC IMP & GRNDS	812
10	10110	103300	WEIGHTS & MEASURES	62223	SUPPLIES	902
10	10110	103300	WEIGHTS & MEASURES	62381	PROF & SPECIAL SERV-OTHER	580
10	10110	103400	GF STAFF FOR MOSQ ABATE CSA	62381	PROF & SPECIAL SERV-OTHER	2,961
10	10110	109100	ASSESSOR	62223	SUPPLIES	1,594
10	10110	121000	AUDITOR/CONT - GENERAL ADMIN	62226	INVENTORIABLE ITEMS <5000	809
10	10110	121000	AUDITOR/CONT - GENERAL ADMIN	62381	PROF & SPECIAL SERV-OTHER	8,900
10	10110	122100	AUDIT STAFF	62226	INVENTORIABLE ITEMS <5000	1,166
10	10110	123100	GEN.ACCOUNTING - GENERAL	62226	INVENTORIABLE ITEMS <5000	566
10	10110	123800	GEN.ACCOUNTNG-GEN ACCTG SYSTEM	86204	EQUIPMENT	66,212
10	10110	131220	REVENUE - GENERAL FUND	62381	PROF & SPECIAL SERV-OTHER	61,671
10	10110	151000	BOARD OF SUPS-ADMIN SUPPORT	62223	SUPPLIES	1,136
10	10110	151000	BOARD OF SUPS-ADMIN SUPPORT	62226	INVENTORIABLE ITEMS <5000	1,982
10	10110	181000	COUNTY ADMINISTRATIVE OFFICE	62381	PROF & SPECIAL SERV-OTHER	44,598
10	10110	183000	ECONOMIC DEVELOPMENT	62381	PROF & SPECIAL SERV-OTHER	16,049
10	10110	184000	CANNABIS LICENSING	62223	SUPPLIES	527
10	10110	184000	CANNABIS LICENSING	62381	PROF & SPECIAL SERV-OTHER	6,238
10	10110	185000	HOMELESS COORDINATOR COSTS	62381	PROF & SPECIAL SERV-OTHER	2,985,627
10	10110	214000	COUNTY CLERK/ELECTIONS	62226	INVENTORIABLE ITEMS <5000	2,485
10	10110	214000	COUNTY CLERK/ELECTIONS	62227	SOFTWARE LICENSE SERVICES	20,200
10	10110	214000	COUNTY CLERK/ELECTIONS	62381	PROF & SPECIAL SERV-OTHER	17,547
10	10110	214000	COUNTY CLERK/ELECTIONS	62827	ELECTION EXPENSE-OTHER	2,000
10	10110	214100	CLERK SPECIAL SERVICES	62223	SUPPLIES	165
10	10110	242000	COUNTY COUNSEL-OPERATIONS	62226	INVENTORIABLE ITEMS <5000	6,555
10	10110	251000	CHILD SUPPORT SERVICES DEPT	62217	MISC NONINVENTORIABLE ITEMS	590
10	10110	251000	CHILD SUPPORT SERVICES DEPT	62226	INVENTORIABLE ITEMS <5000	7,011
10	10110	251000	CHILD SUPPORT SERVICES DEPT	62381	PROF & SPECIAL SERV-OTHER	480
10	10110	251000	CHILD SUPPORT SERVICES DEPT	62857	SPECIAL MISC EXPENSE-SUPPLIES	194
10	10110	251000	CHILD SUPPORT SERVICES DEPT	62920	GAS, OIL, FUEL	100
10	10110	272100	DIST ATTY-CRIMINAL PROSECUTION	62219	PC SOFTWARE PURCHASES	6,845
10	10110	272100	DIST ATTY-CRIMINAL PROSECUTION	62223	SUPPLIES	55,968
10	10110	272100	DIST ATTY-CRIMINAL PROSECUTION	62381	PROF & SPECIAL SERV-OTHER	3,098
10	10110	272100	DIST ATTY-CRIMINAL PROSECUTION	62610	RENTS/LEASES-STRUC IMP & GRNDS	1,225
10	10110	333100	BUILDING MAINTENANCE	61835	FACILITIES MAINT-GENERAL-SERV	24,308
10	10110	333100	BUILDING MAINTENANCE	62381	PROF & SPECIAL SERV-OTHER	279
10	10110	333300	GEN SVCS-BLDG EQUIPMENT MAINT	61840	FACILITIES MAINT-PLUMBING-SERV	553
10	10300	361231	ADMINISTRATION	62374	PHYSICIAN SERVICES	13,001
10	10300	361241	ADMINISTRATION	61730	MAINT-OTH EQUIP-SERVICES	3,990
10	10300	361380	WATSONVILLE DENTAL	62381	PROF & SPECIAL SERV-OTHER	336,878
10	10300	361951	HPHP CLINIC OPERATIONS	86204	EQUIPMENT	9,762
10	10300	362010	EMERGENCY MEDICAL SERVICES	62381	PROF & SPECIAL SERV-OTHER	5,000
10	10300	362100	ADMINISTRATION (PUBLIC HEALTH)	62381	PROF & SPECIAL SERV-OTHER	2,500
10	10300	362200	FIELD NURSING	62377	PATIENT TRANSPORTATION	250
10	10300	362200	FIELD NURSING	62381	PROF & SPECIAL SERV-OTHER	7,501
10	10300	362300	CASE MANAGEMENT	62377	PATIENT TRANSPORTATION	144
10	10300	362300	CASE MANAGEMENT	62381	PROF & SPECIAL SERV-OTHER	1
10	10300	362750	WOMENS SERV & FAMILY HEALTH	62223	SUPPLIES	2,076
10	10300	363105	CMH CLERICAL SUPPORT	61845	MAINT-STRUCT/IMPS/GRDS-OTH-SRV	3,855
10	10300	363105	CMH CLERICAL SUPPORT	62111	MISCELLANEOUS EXPENSE-SERVICES	440
10	10300	363111	CENTRAL SUPPORT - CHILDRENS	62367	MEDICAL SERVICES-OTHER	62,296
10	10300	363117	EPSDT - HRA TEAM	62367	MEDICAL SERVICES-OTHER	27,134
10	10300	363140	DOMINICAN INPAT BUD CROSSWALK	64027	OUTSIDE HOSPITAL EXPENSE	10,000
10	10300	363149	ADMINISTRATION	62367	MEDICAL SERVICES-OTHER	14,100
10	10300	363210	SERVICE CONTRACTORS	62367	MEDICAL SERVICES-OTHER	521
10	10300	364022	OTS (OFFICE OF TRAFFIC SAFETY)	62856	SPECIAL MISC EXPENSE-SERVICES	381
10	10300	364042	CONTRACT SERVICES	62367	MEDICAL SERVICES-OTHER	569
10	10110	391600	WORKFORCE INV BD GRT ONLY	75247	HRS-TRAINING & PLACEMENT	10,355
10	10110	391600	WORKFORCE INV BD GRT ONLY	75248	HSD INDIVIDUAL REFERRAL	32,315

10	10110	392100	SOCIAL SERVICES ADMINISTRATION	62221	POSTAGE	10,466
10	10110	392100	SOCIAL SERVICES ADMINISTRATION	62321	CUSTODIAL SERVICES	115
10	10110	392100	SOCIAL SERVICES ADMINISTRATION	62381	PROF & SPECIAL SERV-OTHER	182,133
10	10110	392100	SOCIAL SERVICES ADMINISTRATION	62885	CHILD PROTECTION-ORIGINAL	10,831
10	10110	392100	SOCIAL SERVICES ADMINISTRATION	75291	SUPPORTIVE SERVICES 1099	572,317
10	10110	395200	CORE INVESTMENTS	74082	ENCOMPASS COMMUNITY SERVICES	140,000
10	10110	431000	COMM-TECH RADIO SER(ISD-GF)	62226	INVENTORIABLE ITEMS <5000	4,451
10	10110	491100	ADMINISTRATION	62890	SUBSCRIPTIONS BOOKS & ED MATER	2,649
10	10110	492100	OPERATIONS FACILITIES	62381	PROF & SPECIAL SERV-OTHER	4,933
10	10110	492300	PARKS OPERATIONS MAINT	62381	PROF & SPECIAL SERV-OTHER	631
10	10110	494000	PLANNING	62381	PROF & SPECIAL SERV-OTHER	4,035
10	10110	510000	ADMINISTRATION	62381	PROF & SPECIAL SERV-OTHER	3,608
10	10110	541300	PLAN DEPT-SUPPORT SERVICES	62381	PROF & SPECIAL SERV-OTHER	55,245
10	10110	542100	PLN DPT-ENVIRONMENTAL PLANNING	62381	PROF & SPECIAL SERV-OTHER	4,527
10	10110	542300	PLAN DEPT-ADVANCED PLANNING	62381	PROF & SPECIAL SERV-OTHER	463,997
10	10110	543510	PLANNING - GRANTS	75229	CONTRIB TO OTH AGENCIES-GRANTS	6,928
10	10110	574000	PROBATION-ADMIN	61845	MAINT-STRUCT/IMPS/GRDS-OTH-SRV	15,654
10	10110	574000	PROBATION-ADMIN	62367	MEDICAL SERVICES-OTHER	90,754
10	10110	574000	PROBATION-ADMIN	62381	PROF & SPECIAL SERV-OTHER	46,947
10	10110	574000	PROBATION-ADMIN	62857	SPECIAL MISC EXPENSE-SUPPLIES	240
10	10110	574100	PROBATION GRANTS (REV 7/04)	62381	PROF & SPECIAL SERV-OTHER	92,057
10	10110	576000	PROBAT-ST CORRECTIONAL SCHOOLS	62367	MEDICAL SERVICES-OTHER	40,140
10	10110	577000	PROBAT-CARE OF COURT WARDS	74032	FOSTER CARE & JUVENLE INSTITUT	25,200
10	10110	591000	PUBLIC DEFENDER-ADMIN	62386	PUBLIC DEFENDER/SPECIAL	115,960
10	10110	591000	PUBLIC DEFENDER-ADMIN	62610	RENTS/LEASES-STRUC IMP & GRNDS	3,955
10	10110	661100	SHERIFF-ADMIN	61830	FACILITIES MNT-ELECTRICAL-SERV	10,327
10	10110	661100	SHERIFF-ADMIN	62111	MISCELLANEOUS EXPENSE-SERVICES	2,332
10	10110	661100	SHERIFF-ADMIN	62219	PC SOFTWARE PURCHASES	33,062
10	10110	661100	SHERIFF-ADMIN	62892	TRAINING AMMUNITION	2,033
10	10110	661300	SHERIFF-PATROL	61115	POLICE SAFETY EQUIP-REPLACE	33,681
10	10110	661300	SHERIFF-PATROL	62227	SOFTWARE LICENSE SERVICES	15,000
10	10110	661400	SHERIFF-INVESTIGATION	62219	PC SOFTWARE PURCHASES	122,800
10	10110	661400	SHERIFF-INVESTIGATION	62381	PROF & SPECIAL SERV-OTHER	24,223
10	10110	662110	CORRECTIONS-ADMIN	62381	PROF & SPECIAL SERV-OTHER	10,000
10	10110	662300	CORRECTIONS-MAIN JAIL	61115	POLICE SAFETY EQUIP-REPLACE	3,890
10	10110	662300	CORRECTIONS-MAIN JAIL	61730	MAINT-OTH EQUIP-SERVICES	141,748
10	10110	662300	CORRECTIONS-MAIN JAIL	62223	SUPPLIES	1,338
10	10110	662300	CORRECTIONS-MAIN JAIL	62381	PROF & SPECIAL SERV-OTHER	7,392
10	10110	662405	CORRECTIONS-MEDICAL SERVICES	62367	MEDICAL SERVICES-OTHER	17,474
10	10110	662500	MENS MINIMUM SECURITY FACILITY	61412	JANITORIAL SERVICES	200
10	10110	662500	MENS MINIMUM SECURITY FACILITY	61730	MAINT-OTH EQUIP-SERVICES	50,000
21	21300	134909	ART IN PUBLIC PLACES	86110	BUILDINGS AND IMPROVEMENTS	163,200
21	21030	135490	HSNG-LMIH ASSET FND HSC34176D	62360	LEGAL SERVICES	29,989
21	21030	135490	HSNG-LMIH ASSET FND HSC34176D	62381	PROF & SPECIAL SERV-OTHER	54,568
21	21030	135490	HSNG-LMIH ASSET FND HSC34176D	75201	AFFORDABLE HSNG PROGRAMS/PROJ	61,694
21	21031	135590	HOUSING-OTHER	75201	AFFORDABLE HSNG PROGRAMS/PROJ	1,708,651
21	21027	136156	HOUSING-AFFORDABLE IMPACT FEES	91000	CHAR 90 HOMEOWNER LOANS-PRINC	240,000
21	21028	136160	HOUSING - PALOMA DEL MAR	74001	AFFORDABLE HOUSING PROGRAM	2,500
21	21029	136169	HOUSING-ST HOME GRANT 2016	75229	CONTRIB TO OTH AGENCIES-GRANTS	146,451
21	21310	194911	STATE PARK BONDS ADMIN	86110	BUILDINGS AND IMPROVEMENTS	521,283
21	21160	194951	PARK DED-APTOS HILLS	86110	BUILDINGS AND IMPROVEMENTS	15,494
21	21130	194956	PARK DED-LIVE OAK	86110	BUILDINGS AND IMPROVEMENTS	73,399
21	21150	194963	PARK DED-SOQUEL	86110	BUILDINGS AND IMPROVEMENTS	75,369
22	22290	134910	CSA #11-PARKS & REC	86206	FIELD EQUIPMENT	26,734
22	22290	134910	CSA #11-PARKS & REC	86209	MOBILE EQUIPMENT	75,588
22	22345	135461	SC FL CON ZN 4 (EH)	62381	PROF & SPECIAL SERV-OTHER	83,715
22	22355	135462	SC FLOOD CTL & WTR CNSRV GEN	62330	DPW SERVICES-GENERAL MONEY	30,056
22	22115	622115	CO HWY SAFETY SERVICE AREA #9	62330	DPW SERVICES-GENERAL MONEY	1,320
22	22120	622120	CO HWY SAFTY SERV AREA #9 ZN A	62330	DPW SERVICES-GENERAL MONEY	25,000
22	22185	622185	HOPKINS GULCH CSA 51	62330	DPW SERVICES-GENERAL MONEY	6,500

22	22215	622215	LARSEN RD CSA #34	62330	DPW SERVICES-GENERAL MONEY	855
22	22240	622240	OLD RANCH RD CSA 23	62330	DPW SERVICES-GENERAL MONEY	18,292
22	22350	622350	SC FLOOD CON ZONE 5	62330	DPW SERVICES-GENERAL MONEY	553
22	22360	622360	SC FL CON ZN 8	62330	DPW SERVICES-GENERAL MONEY	145
22	22375	622375	SC FL CON ZN 6	62330	DPW SERVICES-GENERAL MONEY	101
22	22375	622375	SC FL CON ZN 6	86110	BUILDINGS AND IMPROVEMENTS	285
22	22380	622380	SC FL CON ZN 7	86110	BUILDINGS AND IMPROVEMENTS	1,428,374
25	25100	621100	DPW ROAD FUND	62330	DPW SERVICES-GENERAL MONEY	4,764,222
25	25216	621216	2016 STORM	62330	DPW SERVICES-GENERAL MONEY	13,291
25	25217	621217	2017 STORM	62330	DPW SERVICES-GENERAL MONEY	4,520,637
25	25550	621550	MEASURE D TRANSPORTATION IMPRV	62330	DPW SERVICES-GENERAL MONEY	1,654,564
26	26105	304100	COUNTY FIRE DEPT(GSD)	61215	RADIO	233
26	26105	304100	COUNTY FIRE DEPT(GSD)	61720	MAINT-MOBILE EQUIPMENT-SERV	181,984
26	26105	304100	COUNTY FIRE DEPT(GSD)	62381	PROF & SPECIAL SERV-OTHER	9,303
26	26105	304700	CO FIRE HAZ MATL RESPONSE TEAM	75268	OTHER CHARGES-OTHER	72,000
27	27010	610110	RDA ADMIN - LO/SOQ CAP PROJ	62381	PROF & SPECIAL SERV-OTHER	500
50	50185	136409	SC CO SAN REV BOND CONST ACQ	86110	BUILDINGS AND IMPROVEMENTS	4,516,397
50	50105	625105	BOULDER CREEK CSA 7	62330	DPW SERVICES-GENERAL MONEY	4,807
50	50110	625110	CO DISP SITES CSA 9C CAP	62330	DPW SERVICES-GENERAL MONEY	82,519
50	50110	625110	CO DISP SITES CSA 9C CAP	86204	EQUIPMENT	1,258,137
50	50110	625110	CO DISP SITES CSA 9C CAP	86209	MOBILE EQUIPMENT	90,464
50	50125	625125	DAVENPORT SANITATION	62330	DPW SERVICES-GENERAL MONEY	14,263
50	50125	625125	DAVENPORT SANITATION	86110	BUILDINGS AND IMPROVEMENTS	8,409
50	50140	625140	FREEDOM CO SAN EXP CONST	62330	DPW SERVICES-GENERAL MONEY	8,723
50	50140	625140	FREEDOM CO SAN EXP CONST	86110	BUILDINGS AND IMPROVEMENTS	316,893
50	50175	625175	SC CO SAN DIST	62330	DPW SERVICES-GENERAL MONEY	553,571
50	50175	625175	SC CO SAN DIST	62381	PROF & SPECIAL SERV-OTHER	870
50	50175	625175	SC CO SAN DIST	86204	EQUIPMENT	83,278
50	50175	625175	SC CO SAN DIST	86209	MOBILE EQUIPMENT	87,342
50	50195	625195	SC CO SAN WASTEWATER CAP	86110	BUILDINGS AND IMPROVEMENTS	6,643,602
50	50200	625200	SAND DOLLAR CSA 5	62330	DPW SERVICES-GENERAL MONEY	901
50	50230	625230	TRESTLE BEACH CSA 20	62330	DPW SERVICES-GENERAL MONEY	1,138
60	60110	333540	FLEET DEPREC & REPLACEMT	86209	MOBILE EQUIPMENT	82,976
60	60100	422000	ISD-TELEPHONE FD60-100	61730	MAINT-OTH EQUIP-SERVICES	216,988
60	60100	422000	ISD-TELEPHONE FD60-100	62381	PROF & SPECIAL SERV-OTHER	30,000
60	60100	424200	ISD-NETWORK ACCESS	61730	MAINT-OTH EQUIP-SERVICES	1,571
60	60100	424200	ISD-NETWORK ACCESS	61731	MAINT-OTH EQUIP-SUPPLIES	37,323
60	60100	424200	ISD-NETWORK ACCESS	62225	NON-PC SOFTWARE	141,690
60	60100	424200	ISD-NETWORK ACCESS	62381	PROF & SPECIAL SERV-OTHER	11,187
60	60100	424200	ISD-NETWORK ACCESS	86204	EQUIPMENT	80,826
60	60100	424400	ISD-DESKTOP SUPPORT	62223	SUPPLIES	14,590
60	60100	424400	ISD-DESKTOP SUPPORT	86204	EQUIPMENT	38,767
60	60130	515100	STAFFING FD60-130	62223	SUPPLIES	2,691
60	60130	515100	STAFFING FD60-130	62381	PROF & SPECIAL SERV-OTHER	17,250
60	60120	515200	LIABILITY AND PROPERTY PROG	62360	LEGAL SERVICES	10,890
60	60140	515300	WORKERS COMPENSATION	62315	CLAIMS ADMINISTRATION	163,024
60	60105	601000	DPW-ADMINISTRATION-KEEP	62330	DPW SERVICES-GENERAL MONEY	5,761
60	60105	601000	DPW-ADMINISTRATION-KEEP	75320	DEPT OVERHEAD COSTS-1099	2,270
60	60105	601000	DPW-ADMINISTRATION-KEEP	75321	DIV OVERHEAD COSTS-1099	28,037
60	60105	601000	DPW-ADMINISTRATION-KEEP	86209	MOBILE EQUIPMENT	435,319

County of Santa Cruz Board of Supervisors
Agenda Item Submittal
From: Auditor-Controller-Treasurer-Tax Collector
(831) 454-2500
Subject: 2019-2020 Tax Rates
Meeting Date: September 10, 2019

Recommended Action(s):
Adopt and sign the attached resolution fixing and levying the 2019-2020 tax rates, as outlined in Exhibit A, pursuant to the State Constitution.

Executive Summary
As required by Government Code Section 291000, on or before October 3 of each year, the Santa Cruz County Board of Supervisors shall adopt by resolution the rates of taxes on the secured roll. For voter-approved indebtedness, the Board shall adopt the rates to provide taxing agencies with the necessary revenue to pay the annual principal and interest charges on voter-approved indebtedness.

Background
The secured property tax rates include the one percent limitations specified in Article XIII A of the Constitution of the State of California and the voter approved indebtedness. In accordance with Section 29103 of the Government Code, the Treasurer - Tax Collector completed calculation and review of the required tax rates to be applied on the Secured Roll based upon current law.

Analysis
The tax rates have been computed by request from schools, special districts, and cities per Government Code Section 29103.

Financial Impact
The collection of taxes is necessary to enable the various entities to finance Fiscal Year 2019-20 operations and debt service requirements.

Strategic Plan Element(s)
6.a (County Operational Excellence: Customer Experience) - The agenda item addresses this goal by ensuring adequate funding is in place to support community needs and obligations.

Submitted by:
Edith Driscoll, Auditor-Controller-Treasurer-Tax Collector

Recommended by:

Carlos J. Palacios, County Administrative Officer

Attachments:

a Resolution fixing Tax Rates for FY 2019-2020
b 2019-20 Secured Tax Rates (Exhibit A)

BEFORE THE BOARD OF SUPERVISORS OF
THE COUNTY OF SANTA CRUZ, STATE OF CALIFORNIA

RESOLUTION NO. 191-2019

On the motion of Supervisor: Leopold
duly seconded by Supervisor: McPherson
the following resolution is adopted:

RESOLUTION FIXING 2019-2020 TAX RATES

WHEREAS, the debt service funds of all taxing entities in the County of Santa Cruz have been calculated as to their tax needs for the 2019-2020 year and the respective rates are shown on Exhibit A; and,

WHEREAS, the general rate for all taxing entities' operations as allowed under the Constitution of the State of California is reflected on Exhibit A; and,

WHEREAS, the last day for fixing said rates for the 2019-2020 fiscal year is not to extend beyond October 3, 2019; and,

NOW, THEREFORE, BE IT RESOLVED AND ORDERED that the Board of Supervisors of the County of Santa Cruz does fix and levy the rates of the said county and district taxes pursuant to law and statutes as set forth in Exhibit A attached hereto and by reference made a part hereof; and,

BE IT FURTHER RESOLVED AND ORDERED that the said Board of Supervisors does hereby fix the allowance for unsecured delinquency to be used in computing the tax rates for the county and special district purposes at the prior year 2018-2019 delinquency rate, otherwise known as actual collection experience.

PASSED AND ADOPTED by the Board of Supervisors of the County of Santa Cruz, State of California, this 10th day of September, 2019, by the following vote:

AYES: SUPERVISORS Leopold, Friend, Caput, McPherson, Coonerty
NOES: SUPERVISORS None
ABSENT: SUPERVISORS None

DocuSigned by:
5F3EB32A693849D...

ATTEST: Susan Galloway
Clerk of Board

DocuSigned by:
DEED48DEFD284AF...

Ryan Coonerty
Chairperson of Board

DocuSigned by:
Clerk of the Board of Supervisors
F2707B2E5811438...

APPROVED AS TO FORM:

Assistant County Counsel

Distribution: County Administrative Office
County Counsel
Treasurer-Tax Collector

Attachment: Resolution fixing Tax Rates for FY 2019-2020 (6484 : 2019-2020 Tax Rates)

DocuSign Envelope ID: 11B68468-18CB-4F9A-BDC7-F16843353053

COUNTY OF SANTA CRUZ
2019-2020 Secured Tax Rates

Exhibit A

Approved 09/10/2019
Board of Supervisors
DOC-2019-697

TAX #	INDEX		2019-2020 Rate	2018-2019 Rate
		STATE ASSESSED PROPERTY		
11058		Unitary and Operating Non-Unitary Rate	1.000000%	1.000000%
11059		Unitary and Operating Non-Unitary Debt Service Rate	0.173814%	0.180190%
11060		Railroad Unitary Rate	1.000000%	1.000000%
		COUNTYWIDE		
11057		PROPOSITION 13 RATE	1.000000%	1.000000%
		CITIES		
78130	131640	Watsonville Retirement Debt Service	0.077000%	0.077000%
78120	131624	City of Santa Cruz Debt Service 1999	0.004674%	0.004908%
		SCHOOL DISTRICTS		
ELEMENTARY SCHOOL DISTRICTS				
36139	640386	Live Oak Sch 2014 REFUNDING	0.007801%	0.008035%
36138	640387	Live Oak Sch 2016 REFUNDING	0.012915%	0.013137%
36147	640481	Mountain Elementary School Debt Service 2018	0.029993%	0.028100%
36149	640581	Pacific School District 2012	0.026247%	0.023523%
36162	641582	Santa Cruz Elementary School Debt Service 1998 Series C	0.003820%	0.003609%
36163	641583	Santa Cruz Elementary School 1998/2005/2013 REFNDG	0.011890%	0.012862%
36164	641584	Santa Cruz Elementary School 2016 Series A	0.022957%	0.027064%
36184	640884	Soquel Elementary School Debt Service 2002 Series C	0.001437%	0.001517%
36179	640885	Soquel Elementary School Debt Service 2012 REF2002	0.013663%	0.014609%
36180	640880	Soquel Elementary School Debt Service 2017 B	0.011444%	0.000000%
36181	640881	Soquel Elementary School Debt Service 2017 Series A	0.012932%	0.026385%
HIGH SCHOOL DISTRICTS				
36192	641483	Santa Cruz High School Debt Service 1998 Series C	0.003645%	0.003549%
36193	641484	Santa Cruz High School 1998/2005/2013 REFNDG	0.011586%	0.012415%
36194	641485	Santa Cruz High School 2016 Series A	0.023662%	0.026756%
UNIFIED SCHOOL DISTRICTS				
36153	642091	Pajaro Valley 2012 Series A	0.016561%	0.017485%
36154	642092	Pajaro Valley 2012 Series B	0.003910%	0.003983%
36156	642093	Pajaro Valley 2002A/2005/2013A REF	0.009510%	0.009793%
36157	642094	Pajaro Valley 2002B/2013 REF	0.017853%	0.018281%
36158	642095	Pajaro Valley Elec 2012 Series C	0.009230%	0.010026%
36159	642096	Pajaro Valley Elec 2012 Series D	0.008782%	0.000000%
36203	641193	San Lorenzo Valley Debt Service 2000 Series B	0.008559%	0.008623%
36204	641194	San Lorenzo Valley Debt Service 2000 Series C	0.013029%	0.012071%
36198	641195	San Lorenzo Valley 2008 A	0.023823%	0.024324%
36199	641196	San Lorenzo Valley 2008 B	0.005310%	0.005622%
36197	641197	San Lorenzo Valley 2000A/2011 Refunded	0.020658%	0.020706%
36174	640787	Scotts Valley USD GO DS 2013 Refunded 2003-4	0.029708%	0.030699%
36171	640788	Scotts Valley USD GO DS 2014 Series A	0.015430%	0.015338%
36172	640789	Scotts Valley USD GO DS 2014 Series B	0.041299%	0.022651%
COMMUNITY COLLEGE				
36206	642581	Cabrillo College Debt Service 1998 Series B	0.005918%	0.006201%
36207	642582	Cabrillo College Debt Service 1998 Series C	0.001524%	0.001520%
36208	642583	Cabrillo College Debt Service 1998 Series D	0.001952%	0.002111%
36213	642587	Cabrillo College Debt Service 2004A Refunded 2012	0.005656%	0.005635%
36214	642589	Cabrillo College Debt Service 2016 Refunding 2004	0.006122%	0.005556%

DocuSign Envelope ID: 11B68468-18CB-4F9A-BDC7-F16843353053

FOR INFORMATION PURPOSES - ASSESSED BY OTHER COUNTIES

SANTA CLARA COUNTY SCHOOLS GENERAL OBLIGATION DEBT SERVICE RATES

77830	131416	Lakeside School Debt Service 1998 A	0.026400%	0.026800%
77830	131420	Los Gatos High School Debt Service 1998 A	0.002200%	0.014700%
77830	131415	Los Gatos High School Debt Service 2014	0.015500%	0.015700%
77830	131418	Loma Prieta School 2002 A	0.022500%	0.023100%
77830	131422	Loma Prieta School 2018	0.026900%	0.029800%
77830	131421	West Valley College 2004	0.008100%	0.008900%
77830	131419	West Valley College 2012	0.010500%	0.010900%
77830	131423	West Valley College 2018	0.011000%	0.000000%

SAN BENITO COUNTY SCHOOLS GENERAL OBLIGATION DEBT SERVICE RATES

77711	642205	Aromas/San Juan Unified School District 2002 A	0.049097%	0.050017%

BOARD GOVERNED DISTRICTS ANNUAL CHARGES

FUND	NAME	UNIT	2019-20	2018-19
CSA 2	Place De Mer	Apartment Zone (A)	$1,203.57	1,151.75
		Hill Zone (H)	$101.76	97.38
		Park Zone (P)	1,203.57	1,151.75
		Townhouse Zone (T)	$1,294.36	1,238.62
CSA 3	Aptos Seascape	Retirement Home	200.00	200.00
		Affordable Housing Project	400.00	400.00
		Condominium	50.00	50.00
		Single Family/Vacant Lots	50.00	50.00
		Duplex	100.00	100.00
		Four Plex	200.00	200.00
		Minor Commercial	400.00	400.00
CSA 4	Pajaro Dunes	Per Fire Flow Unit	450.56	433.65
CSA 5	Sand Dollar	Sand Dollar	1,799.49	1,722.00
		Canon Del Sol	1,509.00	1,444.02
CSA 7	Boulder Creek	Single Family Dwelling	2,143.82	2,051.50
		Condominiums	1,932.81	1,849.59
		Com'l (+6.76 HCF)	1,479.15	1,415.45
CSA 9	Highway Lighting	Improved	16.60	16.60
		Unimproved	8.30	8.30
CSA 9A	Residential Lighting	Vacant Parcel	2.35	2.35
		Single Family	4.70	4.70
		Mobile Home	2.82	2.82
		Commercial	4.70	4.70
		Multi-Unit	2.82	2.82
CSA 9C	Co Disp Sites	Single Family	56.94	56.94
		Apartment/MH	28.48	28.48
		Comm/School/Church	113.90	113.90
		Agricultural	113.90	113.90
		Vacant Lot	0.00	0.00
CSA 9D	Co Road Maint	Improved	56.40	56.40
		Unimproved	28.20	28.20
CSA 9E	Streetscape	Single-Family/Commercial	3.08	3.08
		Multi-Family/Commercial	1.85	1.85
		Vacant Lots/Unimproved	1.54	1.54
CSA 10	Pasatiempo Golf Club	Year	6,096.68	5,834.14
	Rolling Woods	Single Family	314.92	301.36
	Woods Cove Zone	Single Family	314.92	301.36
CSA 12	Co Septic Mgt	Parcel	6.90	6.90
CSA 12A	SL Septic Mgt	Parcel	18.54	18.54

BOARD GOVERNED DISTRICTS ANNUAL CHARGES

FUND	NAME	UNIT	2019-20	2018-19
CSA 12N	Nonstand Septic	Managed Alternative-Level 6	$167.00	167.00
		Low Flow Nonconforming-Level 4	$101.00	101.00
		Alternative (no OSSP)-Level 3	$501.00	501.00
CSA 13	Hutchinson Rd	Zone A	500.00	500.00
		Zone B	$800.00	800.00
CSA 13A	Oakflat Road	Parcel	600.00	600.00
CSA 15	Huckleberry Wds Rd	Parcel	$600.00	271.84
CSA 16	Robak Dr	Parcel	54.00	54.00
CSA 17	Empire Acres	Parcel	125.00	125.00
CSA 18	Whitehouse Canyon	Parcel	250.00	50.00
CSA 20	TrestleBeach	Parcel	2,519.29	2,410.81
CSA 21	Westdale Dr	Parcel	110.10	105.98
CSA 22	Kelly Hill	Zone 1	10.00	10.00
		Zone 2 & 4	$17.50	17.50
		Zone 3	$35.00	35.00
CSA 23	Old Ranch Road	Zone A	370.80	370.80
		Zone BMR	$2,870.80	5,000.00
		Zone B	$659.20	659.20
		Zone C	$865.20	865.20
CSA 24	Pineridge	Parcel	243.80	200.00
CSA 25	Viewpoint Rd	Parcel	200.00	200.00
CSA 26	Hidden Valley	Zone A	132.88	127.90
		Zone B	265.76	255.82
		Zone C	398.64	383.74
		Zone D	531.52	511.70
		Zone E	664.40	639.62
		Zone F	797.28	767.56
		Zone G	930.16	895.48
		Muir Drive Zone-Ft./Rd Used	92.00-674.00	46.00-337.00
CSA 28	Lomond Terrace	Parcel - Improved	500.00	500.00
		Parcel - Unimproved	$200.00	200.00
CSA 30	Glenwood Acres	Parcel	500.00	500.00
CSA 32	View Circle	Parcel	315.62	315.62

FUND	NAME	UNIT	2019-20	2018-19
CSA 33	Redwood Dr - Zone A	Parcel - Improved	169.48	169.48
		Parcel - Unimproved	84.72	84.72
		Monte Toyon Camp	677.92	677.92
	- Zone B	Parcel - Improved	228.82	228.82
		Parcel - Unimproved	114.40	114.40
	- Zone C	Parcel - Improved	339.02	339.02
		Parcel - Unimproved	169.48	169.48
	- Zone D	Parcel - Improved	423.80	423.80
		Parcel - Unimproved	211.88	211.88
	- Zone E	Parcel - Improved	466.16	466.16
		Parcel - Unimproved	233.06	233.06
CSA 34	Larsen Rd	Zone A	15.00	15.00
		Zone B	20.00	20.00
		Zone C	25.00	25.00
CSA 35	Country Estates	`	660.72	635.92
CSA 36	Forest Glen	(A) Entrance	52.88	52.88
		(B) Hayward Zone	1,123.48	1,123.48
		(C) Ross Zone	148.16	148.16
		(D) King Zone	257.24	257.24
		(E) Baker Zone	209.90	209.90
		(F) Norman Zone	123.48	123.48
		*Per Parcel + Access Zone		
CSA 37	Entrance	Zone A -* Per Parcel/All Parcels	100.00	100.00
	Ridge Rd	Zone B	0.00	0.00
	Chanterelle Ln	Zone C	0.00	0.00
	Roberts Rd	Zone D	300.00	300.00
CSA 39	Reed Street	Parcel	0.00	0.00
CSA 40	Ralston Way	Zone A	12.36	12.36
		Zone B	168.00	168.00
		Zone C	324.02	324.02
		Zone D	440.38	440.38
CSA 41	Loma Prieta	Parcel	331.36	318.92
CSA 42	Sunlit Ln	Zone A	151.70	101.70
		Zone B	159.20	109.20
		Zone C	167.30	117.30
CSA 43	Bonita Encino	Parcel	279.50	279.50

FUND	NAME	UNIT	2019-20	2018-19
CSA 44	Sunbeam Woods	Improved Parcel	368.42	368.42
CSA 46	Pinecrest	All Zones	29.84-574.18	29.84-574.18
CSA 47	Braemoor	Improved	213.20	205.20
		Unimproved	106.60	102.60
CSA 48	County Fire	Per Fire Flow Unit	79.78	76.79
CSA 50	Vineyard	Parcel	400.00	400.00
CSA 51	Hopkins Gulch	Parcel (7 Zones)		
	Zone A	Improved	26.28	26.28
		Unimproved	6.54	6.54
	Zone B	Improved	167.94	456.94
		Unimproved	41.98	114.22
	Zone C	Improved	415.04	1,373.04
		Unimproved	103.74	343.23
		Jackson Excavating	1,245.32	2,203.32
	Zone D	Improved	543.54	1,501.54
		Unimproved	135.86	374.86
	Zone E	Improved	592.96	1,550.96
		Unimproved	148.20	387.69
	Zone F	Improved	761.02	1,719.02
		Unimproved	190.24	429.73
	Zone G	Improved	988.32	4,086.32
		Unimproved	247.06	1,021.54
CSA 52	Upper Pleasant Valley	Flat Fee + Ft. of Road Used	54.34-313.24	52.30-301.48
CSA 53	Mosquito Abate-So. Cnty	Single Family/MH w/Land	11.59	11.59
		Multi Fam (2-4 Units)	$15.42	15.42
		Multi Fam(5+& Up) & MH Parks	$46.38	46.38
		Recreational Use	$16.70	16.70
		Comm/Institutional Use	$14.15	14.15
		Agricultural Use	$11.59	11.59
		Vacant Land	$5.80	5.80
	MosquitoDisease-SoCnty	Single Family/Institutional	$11.10	10.78
		Multi-Fam (2-4 Units)-Per Unit	$4.42	4.30
		Condominium/Vacant	$5.54	5.38
		Mobile Home	$2.56	2.48
		Industrial/Comm'l	$5.54	5.38
		Office	$15.78	15.32
		Apartments (5+ Units)	$4.42	4.30
		Auto Stor/Prkg	$0.22	0.22
		Agricultural	$0.03	0.03
	MosquitoDisease-NoCnty	Single Family/Institutional	$16.36	15.88
		Multi-Fam (2-4 Units)-Per Unit	$6.53	6.34
		Condominium/Vacant	$8.18	7.94

FUND	NAME	UNIT	2019-20	2018-19
		Mobile Home	$3.74	3.64
		Industrial/Comm'l	$8.18	7.94
		Office	$23.24	22.56
		Apartments (5+ Units)	$6.52	6.34
		Auto Stor/Prkg	$0.34	0.32
		Agricultural	$0.03	0.03
		*Plus Add'l Charges More Acres/Units		
CSA 55	Riverdale Park	Zones A-I/Per Improved Parcel		
		Zone A	$15.00	15.00
		Zone B	$565.00	565.00
		Zone C	$580.00	580.00
		Zone D	$620.00	620.00
		Zone E & F	$605.00	605.00
		Zone G	$620.00	620.00
		Zone H	$680.00	680.00
		Zone I	$215.00	215.00
CSA 56	Felton Grove	Parcel	$250.00	250.00
CSA 57	Graham Hill(Woods Cove)	Drainage-Per Parcel	$614.50	591.44
CSA 58	Ridge Drive	Zone 1	$80.24	77.24
		Zone 2	$321.02	309.00
		Zone 3	$4,821.02	540.74
		Zone 4	$5,061.80	772.50
CSA 59	McGaffigan Mill Rd	Improved (Bridge Loan Pmt)	$0.00	0.00
		Bridge & Road Maintenance	$1,300.00	300.00
		Unimproved	$0.00	0.00
308820	Co Sanitation	Single Family	824.16	783.00
		Low Water User	N/A	N/A
		Multi-Family/Condo/Townhome	712.80	676.80
		Mobile Home	612.48	581.04
		Schools	368.40	353.88
		*Elem/Middle/High (+ 8.43/HCF)		
		*Elem/Middle (+ 22.52/ADA)		
		*High Sch on Wells (+ 33.82/ADA)		
		*Cabrillo (+ 29.77 FTES)		
		Commercial = + HCF	368.40	353.88
		*Additional HCF /Month	8.43-13.40	8.25-13.20
308851	Davenport San	WATER		
		Residential	1,767.42	1,692.18
		Commercial (Plus 10.88/HCF)	461.34	441.48
		Schools (Plus 10.88/HCF)	461.34	441.48
308885	Davenport San	SEWER		
		Residential	2,433.56	2,333.00
		Commercial (Plus 19.98/HCF)	803.26	759.76
		Schools (Plus 53.34/ADA)	803.26	759.76

FUND	NAME	UNIT	2019-20	2018-19
300829	Freedom Sanitation	Single Family	593.54	559.80
		Multi-Family/Condo/Townhome	417.70	418.22
		Mobile Homes	546.64	415.08
		Commercial (Plus 4.80/HCF)	146.26	142.74
		Schools (Plus 12.83/ADA)	146.26	142.74
Zone 7	Flood Control	Residential - Per SFRU/Per Year	$83.42	80.22
		Agricultural Acreage	$11.44	11.00
		Unimproved Acreage	$1.12	1.08
		Commercial/Industrial Acreage	$556.68	535.28
		Churches/Schools	$139.06	133.72
		*Per Acre/Per Year		

Expenditure Agreements to be Renewed for Fiscal Year 2019-20

Department Title	Item #	GL Key	GL Obj	Contractor	2019-20 CalSEC Type	2018-19 Amt	2019-20 Amt
AGRICULTURAL COMMISSIONER & WT	1	103210	62610	WESTRIDGE 125 LLC	CALSECI	85,095.00	88,923.44
ASSESSOR	1	109100	62381	MANATRON INC	CALSECI	247,620.00	265,000.00
COUNTY RECORDER	1	231000	62381	MANATRON INC	WIDGETII	48,900.00	50,000.00
COUNTY RECORDER	2	231000	62381	MANATRON INC	WIDGETII	4,000.00	4,000.00
COUNTY RECORDER	3	231000	62381	MANATRON INC	WIDGETII	55,000.00	55,000.00
						107,900.00	109,000.00
COUNTY RECORDER	1	231000	62381	DEPT OF JUSTICE 903347	WIDGETII	1,800.00	2,000.00
COUNTY RECORDER	1	231000	62381	CALIFORNIA ELECTRONIC RECORDING	WIDGETI	52,000.00	52,000.00
COUNTY ADMINISTRATIVE OFFICE	1	181000	62381	VENDORLESS VENDOR	WIDGETI	25,000.00	25,000.00
COUNTY ADMINISTRATIVE OFFICE	1	181000	62381	RUTAN & TUCKER LLP	WIDGETII	250,000.00	250,000.00
COUNTY ADMINISTRATIVE OFFICE	1	181000	62381	VENDORLESS VENDOR	WIDGETI	8,000.00	8,000.00
CUSTODIAL FUNDS	1	131220	62381	HINDERLITER DE LLAMAS & ASSOCIATES	WIDGETI	60,000.00	60,000.00
COUNTY ADMIN OFFICE	1	185000	62381	HOMELESS SERVICES CENTER	CALSCIII	251,640.00	251,640.00
COUNTY ADMINISTRATIVE OFFICE	1	182000	62219	CARAHSOFT Technology	CALSECII	50,007.73	48,798.00
CUSTODIAL FUNDS	1	131220	62381	HINDERLITER DE LLAMAS & ASSOCIATES	WIDGETI	1.00	30,000.00
AUDITOR CONTROLR-TREAS-TAX COL	1	121000	62381	RAMUNDSEN SUPERIOR HOLDINGS LLC	CALSECI	133,041.00	140,164.00
AUDITOR CONTROLR-TREAS-TAX COL	1	121000	62381	BROWN ARMSTRONG ACCOUNTANCY CORPORATION	CALSECI	75,000.00	52,500.00
AUDITOR CONTROLR-TREAS-TAX COL	1	121000	62381	BROWN ARMSTRONG ACCOUNTANCY CORPORATION	CALSECI	33,500.00	33,500.00
REDEVELOPMENT AGENCY	1	610110	62381	BROWN ARMSTRONG ACCOUNTANCY CORPORATION	CALSECI	7,700.00	5,390.00
PUBLIC WORKS	1	625175	62381	BROWN ARMSTRONG ACCOUNTANCY CORPORATION	CALSECI	9,400.00	9,400.00
AUDITOR CONTROLR-TREAS-TAX COL	1	121000	62381	BROWN ARMSTRONG ACCOUNTANCY CORPORATION	CALSECI	3,700.00	2,590.00
DISTRICT ATTORNEY/PUBLIC ADMIN	1	272100	62301	BROWN ARMSTRONG ACCOUNTANCY CORPORATION	CALSECI	5,200.00	5,200.00
AUDITOR CONTROLR-TREAS-TAX COL	1	121000	62301	BROWN ARMSTRONG ACCOUNTANCY CORPORATION	CALSECI	5,200.00	5,200.00
AUDITOR CONTROLR-TREAS-TAX COL	1	121000	62301	BROWN ARMSTRONG ACCOUNTANCY CORPORATION	CALSECI	5,200.00	-
CHILD SUPPORT SERVICES DEPT	1	251000	62610	BEI-SCOTT COMPANY	CALSECI	236,460.00	242,760.00
COUNTY CLERK	1	214000	62381	DFM ASSOCIATES INC	CALSECI	111,242.88	116,063.28
COUNTY CLERK	2	214100	62381	DFM ASSOCIATES INC	CALSECI	5,764.50	5,622.72
COUNTY CLERK	3	214100	62381	DFM ASSOCIATES INC	CALSECI	3,214.08	2,996.46
COUNTY CLERK	5	214000	62381	DFM ASSOCIATES INC	CALSECI	12,840.00	12,840.00
COUNTY CLERK	1	214000	62610	UNIVERSITY BUSINESS PARK LLC	CALSECI	113,532.00	116,940.00
EMERGENCY SERVICES	1	304100	62381	CA DEPARTMENT OF FORESTRY	CALSECI	3,239,459.00	3,401,432.00
EMERGENCY SERVICES	2	304300	62381	CA DEPARTMENT OF FORESTRY	CALSECI	1,408,995.00	1,302,174.00
						4,648,454.00	4,703,606.00
EMERGENCY SERVICES	1	304700	75268	SCOTTS VALLEY FIRE PROTECTION DISTRICT	CALSECII	72,000.00	87,000.00
EMERGENCY SERVICES	1	304100	61720	CENTRAL FIRE PROTECTION DIST	CALSECI	85,000.00	85,000.00
CUSTODIAL FUNDS	1	136160	74001	PALOMA DEL MAR ASSOCIATES	WIDGETI	12,000.00	9,600.00
CUSTODIAL FUNDS	1	135490	62381	COMMUNITY ACTION BOARD OF SANTA CRUZ COUNTY INC	CALSECII	95,000.00	95,000.00
CUSTODIAL FUNDS	1	135490	62381	HOUSING AUTHORITY OF COUNTY OF SC	CALSECII	77,000.00	77,000.00
CUSTODIAL FUNDS	1	135490	62381	FAMILIES IN TRANSITION OF SANTA CRUZ COUNTY INC	CALSECII	78,000.00	78,000.00
CUSTODIAL FUNDS	1	135490	62360	RUTAN & TUCKER LLP	WIDGETI	30,000.00	45,000.00
DISTRICT ATTORNEY/PUBLIC ADMIN	1	272100	62610	CITY OF WATSONVILLE	CALSECI	82,803.00	86,115.00
DISTRICT ATTORNEY/PUBLIC ADMIN	1	272100	61717	CONSTELLATION JUSTICE SYSTEMS	CALSECI	133,580.00	101,843.00
DISTRICT ATTORNEY/PUBLIC ADMIN	1	272100	62610	CIFPM INC	CALSECI	30,840.00	32,831.00
DISTRICT ATTORNEY/PUBLIC ADMIN	1	272100	62610	MARIETTI, LIDO	CALSECI	28,572.00	29,124.00
DISTRICT ATTORNEY/PUBLIC ADMIN	1	271220	62610	APTOS VILLAGE LLC	CALSECI	14,640.00	41,200.00
GENERAL SERVICES**	1	333600	63035	ENGIE STORAGE SERVICES NA LLC	CALSECI	28,904.00	28,904.00
GENERAL SERVICES	1	333300	61835	ELEVATOR SERVICE CO OF CENTRAL CALIFORNIA INC	CALSCIII	36,000.00	46,461.00
GENERAL SERVICES	1	333100	61835	CRANE PEST CONTROL	CALSCIII	20,000.00	23,000.00

Expenditure Agreements to be Renewed for Fiscal Year 2019-20

Department Title	Item #	GL Key	GL Obj	Contractor	2019-20 CalSEC Type	2018-19 Amt	2019-20 Amt
GENERAL SERVICES	1	333100	62381	FIRST ALARM	CALSECII	62,000.00	64,000.00
GENERAL SERVICES	1	333600	61730	SUNPOWER CORPORATION SYSTEMS	CALSECI	64,692.00	66,337.00
PLANT ACQUISITION**	2	191075	86110	TOMBLESON INCORPORATED	CALSECI	678,718.00	298,265.41
PLANT ACQUISITION**	1	191020	86110	Z-CON SPECIALTY SERVICES INC	WIDGETI	60,000.00	75,000.00
HEALTH SERVICES AGENCY	1	361250	62357	QUEST DIAGNOSTICS	WIDGETI	60,000.00	60,000.00
HEALTH SERVICES AGENCY	2	361350	62357	QUEST DIAGNOSTICS	WIDGETI	40,000.00	40,000.00
						100,000.00	100,000.00
HEALTH SERVICES AGENCY	1	363210	62381	ENCOMPASS COMMUNITY SERVICES	CALSECII	45,000.00	45,000.00
HEALTH SERVICES AGENCY	2	361950	62381	ENCOMPASS COMMUNITY SERVICES	CALSECII	5,000.00	5,000.00
						50,000.00	50,000.00
HEALTH SERVICES AGENCY	1	365001	62381	COASTAL TPA INC	WIDGETI	5,000.00	5,000.00
HEALTH SERVICES AGENCY	2	365001	64027	COASTAL TPA INC	WIDGETI	160,000.00	160,000.00
HEALTH SERVICES AGENCY	3	365001	64028	COASTAL TPA INC	WIDGETI	650,000.00	400,000.00
HEALTH SERVICES AGENCY	4	365001	64026	COASTAL TPA INC	WIDGETI	2,937,513.00	2,743,534.00
HEALTH SERVICES AGENCY	5	362503	64026	COASTAL TPA INC	WIDGETI	30,000.00	30,000.00
						3,782,513.00	3,338,534.00
HEALTH SERVICES AGENCY	1	363149	62367	THE LOTUS COLLABORATIVE INC	WIDGETII	75,000.00	75,000.00
HEALTH SERVICES AGENCY	1	364042	62367	ENCOMPASS COMMUNITY SERVICES	CALSECII	4,657,944.00	3,310,756.00
HEALTH SERVICES AGENCY	1	363149	62367	CASTLEWOOD WEST TREATMENT CENTER	WIDGETII	140,000.00	40,000.00
HEALTH SERVICES AGENCY	1	363301	62367	VENDORLESS VENDOR	WIDGETI	15,000.00	15,000.00
HEALTH SERVICES AGENCY	1	363141	62381	SANTA CRUZ HEALTH INFORMATION ORGANIZATION	CALSECI	47,000.00	42,000.00
HEALTH SERVICES AGENCY	1	363210	62381	NAMI SANTA CRUZ COUNTY	CALSECII	90,000.00	90,000.00
HEALTH SERVICES AGENCY	1	362750	62381	PERSIMMONY INTERNATIONAL	WIDGETI	57,380.00	60,615.00
HEALTH SERVICES AGENCY	1	362750	62381	NURSE-FAMILY PARTNERSHIP	WIDGETI	17,784.00	18,335.00
HEALTH SERVICES AGENCY	1	363149	74065	GARFIELD NURSING HOME INC	WIDGETII	140,112.05	111,642.00
HEALTH SERVICES AGENCY	1	363149	74065	CALIFORNIA PSYCHIATRIC TRANSITIONS INC	WIDGETII	229,332.00	234,056.00
HEALTH SERVICES AGENCY	1	363141	62381	STANFORD HEALTH CARE	CALSECI	90,746.00	59,000.00
CUSTODIAL FUNDS**	1	135461	62381	SAN LORENZO VALLEY WATER DISTRICT	CALSECI	109,940.00	110,000.00
CUSTODIAL FUNDS	1	135461	62381	BALANCE HYDROLOGICS INC	CALSECII	67,000.00	70,000.00
HEALTH SERVICES AGENCY	1	361231	62374	EMERYVILLE OCCUPATIONAL MEDICAL CENTER INC	WIDGETII	80,000.00	80,000.00
HEALTH SERVICES AGENCY	2	361100	62367	EMERYVILLE OCCUPATIONAL MEDICAL CENTER INC	WIDGETII	5,000.00	5,000.00
						85,000.00	85,000.00
HEALTH SERVICES AGENCY	1	363111	62367	EAST BAY AGENCY FOR CHILDREN	CALSECII	90,000.00	90,000.00
HEALTH SERVICES AGENCY	1	362010	62377	AMERICAN MEDICAL RESPONSE	WIDGETI	1.00	1.00
HEALTH SERVICES AGENCY	1	363210	62367	ENCOMPASS COMMUNITY SERVICES	CALSECII	4,247,732.00	4,247,732.00
HEALTH SERVICES AGENCY	2	363119	62367	ENCOMPASS COMMUNITY SERVICES	CALSECII	1,666,869.00	1,666,869.00
HEALTH SERVICES AGENCY	3	363117	62367	ENCOMPASS COMMUNITY SERVICES	CALSECII	1,164,594.00	1,164,597.00
HEALTH SERVICES AGENCY	4	363210	62367	ENCOMPASS COMMUNITY SERVICES	CALSECII	346,113.00	279,072.00
HEALTH SERVICES AGENCY	6	361950	62381	ENCOMPASS COMMUNITY SERVICES	CALSECII	30,000.00	30,000.00
HEALTH SERVICES AGENCY	5	363210	62367	ENCOMPASS COMMUNITY SERVICES	CALSECII	146,324.00	185,793.00
						7,601,632.00	7,574,063.00
HEALTH SERVICES AGENCY	1	363147	62377	SALINAS YELLOW CAB COMPANY LLC	WIDGETI	103,000.00	129,000.00
HEALTH SERVICES AGENCY	1	363147	62377	SALINAS YELLOW CAB COMPANY LLC	WIDGETI	55,000.00	35,000.00
HEALTH SERVICES AGENCY	2	362300	62377	SALINAS YELLOW CAB COMPANY LLC	WIDGETI	250.00	250.00
HEALTH SERVICES AGENCY	3	362200	62377	SALINAS YELLOW CAB COMPANY LLC	WIDGETI	250.00	250.00
HEALTH SERVICES AGENCY	4	361950	62377	SALINAS YELLOW CAB COMPANY LLC	WIDGETI	7,700.00	7,700.00
HEALTH SERVICES AGENCY	5	361241	62377	SALINAS YELLOW CAB COMPANY LLC	WIDGETI	1,000.00	1,000.00
						64,200.00	44,200.00
HEALTH SERVICES AGENCY	1	363101	62381	FRONT STREET HOUSING INC	CALSECI	27,720.00	30,918.00
HEALTH SERVICES AGENCY	1	364042	62367	JANUS OF SANTA CRUZ	CALSECII	5,061,122.00	5,173,648.00
HEALTH SERVICES AGENCY	2	364042	62367	JANUS OF SANTA CRUZ	CALSECII	1,505,152.00	1,618,419.00
						6,566,274.00	6,792,067.00
HEALTH SERVICES AGENCY	1	365200	62381	PHILIPS NORTH AMERICA LLC	CALSECI	381,350.00	21,900.00
HEALTH SERVICES AGENCY	1	361112	62381	SANTA CRUZ HEALTH INFORMATION ORGANIZATION	WIDGETI	1,650.00	1,650.00
HEALTH SERVICES AGENCY	2	363141	62381	SANTA CRUZ HEALTH INFORMATION ORGANIZATION	WIDGETI	50,000.00	50,000.00
						51,650.00	51,650.00
HEALTH SERVICES AGENCY	1	364042	62367	NEW LIFE COMMUNITY SERVICES INC	CALSECII	239,071.00	239,071.00
HEALTH SERVICES AGENCY	1	363117	62367	HAVEN OF HOPE INC	CALSECII	122,630.00	122,630.00
HEALTH SERVICES AGENCY	1	360110	62610	CENTRAL CALIF ALLIANCE FOR HLTH	CALSECI	94,616.48	166,254.72
HEALTH SERVICES AGENCY	1	363142	61926	CORRECT RX PHARMACY SERVICES INC	WIDGETI	50,000.00	50,000.00
HEALTH SERVICES AGENCY	1	365200	62381	SANTA CRUZ HEALTH INFORMATION ORGANIZATION	CALSECI	200,000.00	200,000.00
HEALTH SERVICES AGENCY**	1	362800	62381	ECOLOGY ACTION OF SANTA CRUZ	CALSECI	200,000.00	147,140.00
HEALTH SERVICES AGENCY	1	361231	62367	VENDORLESS VENDOR	WIDGETI	10,000.00	20,696.00
HEALTH SERVICES AGENCY	2	361331	62367	VENDORLESS VENDOR	WIDGETI	10,000.00	20,696.00

Expenditure Agreements to be Renewed for Fiscal Year 2019-20

Department Title	Item #	GL Key	GL Obj	Contractor	2019-20 CalSEC Type	2018-19 Amt	2019-20 Amt
HEALTH SERVICES AGENCY	3	361950	62367	VENDORLESS VENDOR	WIDGETI	10,000.00	20,696.00
						30,000.00	62,088.00
HEALTH SERVICES AGENCY	1	363210	62367	VOLUNTEER CENTERS OF SANTA CRUZ COUNTY	CALSECII	1,249,948.00	1,249,948.00
HEALTH SERVICES AGENCY	2	363117	62367	VOLUNTEER CENTERS OF SANTA CRUZ COUNTY	CALSECII	206,290.00	206,290.00
HEALTH SERVICES AGENCY	3	363210	62367	VOLUNTEER CENTERS OF SANTA CRUZ COUNTY	CALSECII	210,517.00	402,793.00
						1,666,755.00	1,859,031.00
HEALTH SERVICES AGENCY	1	363140	62381	VENDORLESS VENDOR	WIDGETI	35,000.00	35,000.00
HEALTH SERVICES AGENCY	1	363210	62381	FAMILY SERVICE AGENCY OF THE CENTRAL COAST	CALSECII	155,241.00	155,241.00
HEALTH SERVICES AGENCY	1	363149	74065	FRONT STREET INC	CALSECII	1,459,222.00	1,459,224.00
HEALTH SERVICES AGENCY	2	363210	62381	FRONT STREET INC	CALSECII	3,221,621.00	3,221,621.00
						4,680,843.00	4,680,845.00
HEALTH SERVICES AGENCY	1	363149	74065	CRESTWOOD BEHAVIORAL HEALTH INC	WIDGETII	1,090,250.00	743,140.00
HEALTH SERVICES AGENCY	1	363210	62381	CALIFORNIA STATE DEPT OF REHABILITATION	CALSECI	115,817.00	115,817.00
HEALTH SERVICES AGENCY	1	363140	62381	ADVOCACY INC	CALSECII	106,970.00	106,970.00
HEALTH SERVICES AGENCY	1	363149	74065	VENDORLESS VENDOR	WIDGETI	973,467.00	971,983.00
HEALTH SERVICES AGENCY	1	364042	62367	PAJARO VALLEY PREVENTION AND STUDENT ASSISTANCE IN	CALSECII	190,602.00	132,602.00
CUSTODIAL FUNDS	1	133607	63010	SANTA CRUZ FINANCE, CITY OF	WIDGETI	773,694.00	815,000.00
HEALTH SERVICES AGENCY	1	363111	62381	SANTA CRUZ COUNTY YOUTH RESOURCE BANK	CALSECII	31,500.00	31,500.00
HEALTH SERVICES AGENCY	2	364042	62856	SANTA CRUZ COUNTY YOUTH RESOURCE BANK	CALSECII	9,495.00	8,000.00
						40,995.00	39,500.00
HEALTH SERVICES AGENCY	1	363117	62367	PARENTS CENTER INC	CALSECII	433,381.00	433,381.00
HEALTH SERVICES AGENCY	1	363210	62381	MENTAL HEALTH CLIENT ACTION NETWORK	CALSECII	325,366.00	326,366.00
HEALTH SERVICES AGENCY	1	362010	62381	SANTA CRUZ REGIONAL 9-1-1	WIDGETI	12,000.00	12,000.00
HEALTH SERVICES AGENCY	2	362010	62381	SANTA CRUZ REGIONAL 9-1-1	WIDGETI	14,500.00	14,500.00
						26,500.00	26,500.00
HEALTH SERVICES AGENCY	1	363149	74065	7TH AVENUE CENTER LLC	WIDGETII	1,205,930.75	1,582,640.00
HEALTH SERVICES AGENCY	1	362010	62374	VENDORLESS VENDOR	WIDGETI	60,000.00	120,000.00
HEALTH SERVICES AGENCY	1	362501	62374	VENDORLESS VENDOR	WIDGETI	50,000.00	40,000.00
HEALTH SERVICES AGENCY	1	360140	75230	VENDORLESS VENDOR	WIDGETI	1,417,827.00	1,417,827.00
HEALTH SERVICES AGENCY	1	364042	62367	RIKKI RAP INC	CALSECII	1,065,785.00	695,500.00
HEALTH SERVICES AGENCY	1	363301	62381	VENDORLESS VENDOR	WIDGETI	2,000.00	2,000.00
HEALTH SERVICES AGENCY	1	361950	62367	PLANNED PARENTHOOD MAR MONTE	CALSECII	40,000.00	40,000.00
HEALTH SERVICES AGENCY	1	361950	62367	DIENTES COMMUNITY DENTAL CARE	CALSECII	49,976.00	49,976.00
HEALTH SERVICES AGENCY	2	362310	62367	DIENTES COMMUNITY DENTAL CARE	CALSECII	30,000.00	20,000.00
						79,976.00	69,976.00
HEALTH SERVICES AGENCY	1	363114	74004	VENDORLESS VENDOR	WIDGETII	70,000.00	70,000.00
HEALTH SERVICES AGENCY	1	367100	62381	ACCELA INC	CALSECI	90,205.00	44,419.00
HEALTH SERVICES AGENCY	1	361112	62381	OREGON COMMUNITY HEALTH INFORMATION NETWORK	CALSECI	274,000.00	274,000.00
HEALTH SERVICES AGENCY	2	361112	62381	OREGON COMMUNITY HEALTH INFORMATION NETWORK	CALSECI	126,000.00	126,000.00
						400,000.00	400,000.00
HEALTH SERVICES AGENCY	1	363114	62367	PAJARO VALLEY PREVENTION AND STUDENT ASSISTANCE IN	CALSECII	1,288,936.00	1,288,936.00
HEALTH SERVICES AGENCY	1	362810	62381	UNITED WAY OF SANTA CRUZ COUNTY	CALSECII	153,687.00	78,892.00
HEALTH SERVICES AGENCY	1	361950	62610	HOMELESS SERVICES CENTER	CALSECI	46,000.00	46,000.00
HEALTH SERVICES AGENCY	1	361950	62381	FRONT STREET HOUSING INC	CALSECII	474,485.00	474,485.00
HEALTH SERVICES AGENCY	2	361950	62381	FRONT STREET HOUSING INC	CALSECII	40,567.00	40,567.00
HEALTH SERVICES AGENCY	3	361950	62381	FRONT STREET HOUSING INC	CALSECII	84,268.00	84,268.00
HEALTH SERVICES AGENCY	4	361950	42384	FRONT STREET HOUSING INC	CALSECII	100,486.00	105,236.00
						699,806.00	704,556.00
HEALTH SERVICES AGENCY	1	362810	62381	APPLIED SURVEY RESEARCH	CALSECII	46,075.00	48,075.00
HEALTH SERVICES AGENCY	1	363149	74065	DAVIS GUEST HOME INC	WIDGETII	650,065.00	848,132.00
HEALTH SERVICES AGENCY	1	363149	74065	FRONT STREET INC	WIDGETII	617,378.00	701,588.00
HEALTH SERVICES AGENCY	1	361231	62374	VENDORLESS VENDOR	WIDGETI	170,000.00	170,000.00
HEALTH SERVICES AGENCY	1	363141	62381	FCS INC	WIDGETII	35,000.00	35,000.00
HEALTH SERVICES AGENCY	1	365001	64026	DIGNITY HEALTH	CALSECI	280,000.00	280,000.00
HEALTH SERVICES AGENCY	1	363320	61725	PANORAMIC SOFTWARE INC	CALSECI	23,400.00	24,000.00
HEALTH SERVICES AGENCY	1	362503	62374	VENDORLESS VENDOR	WIDGETII	1.00	1.00
HEALTH SERVICES AGENCY	1	363149	74065	HELIOS HEALTHCARE LLC	WIDGETII	153,345.00	193,421.00
HEALTH SERVICES AGENCY	1	361260	62374	RADIOLOGY MEDICAL GROUP OF SANTA CRUZ COUNTY INC	WIDGETI	36,000.00	36,000.00

Expenditure Agreements to be Renewed for Fiscal Year 2019-20

Department Title	Item #	GL Key	GL Obj	Contractor	2019-20 CalSEC Type	2018-19 Amt	2019-20 Amt
HEALTH SERVICES AGENCY	2	361360	62374	RADIOLOGY MEDICAL GROUP OF SANTA CRUZ COUNTY INC	WIDGETI	18,000.00	18,000.00
						54,000.00	54,000.00
HEALTH SERVICES AGENCY	1	363210	62381	VENDORLESS VENDOR	WIDGETI	69,000.00	69,000.00
HEALTH SERVICES AGENCY	1	363111	62367	UNITED WAY OF SANTA CRUZ COUNTY	CALSECII	126,059.00	126,059.00
HEALTH SERVICES AGENCY	1	363114	62367	SANTA CRUZ COUNTY OFFICE OF EDUCATION	CALSECII	115,836.00	115,836.00
CUSTODIAL FUNDS**	1	133609	74110	STATE WATER RESOURCES CONTROL BOARD	CALSECI	16,826.17	17,264.00
CUSTODIAL FUNDS**	2	133609	74425	STATE WATER RESOURCES CONTROL BOARD	CALSECI	1,141.14	704.00
						17,967.31	17,968.00
HEALTH SERVICES AGENCY	1	363210	62381	FRONT STREET HOUSING INC	CALSECII	830,811.00	824,875.00
HEALTH SERVICES AGENCY	1	363140	64027	NATIVIDAD MEDICAL CENTER	WIDGETI	150,000.00	50,000.00
HEALTH SERVICES AGENCY	1	363141	62374	VENDORLESS VENDOR	WIDGETI	411,000.00	175,000.00
HEALTH SERVICES AGENCY	2	361231	62374	VENDORLESS VENDOR	WIDGETI	200,000.00	200,000.00
HEALTH SERVICES AGENCY	3	361331	62374	VENDORLESS VENDOR	WIDGETI	70,000.00	70,000.00
						681,000.00	445,000.00
HEALTH SERVICES AGENCY	1	362300	62381	ENCOMPASS COMMUNITY SERVICES	CALSECII	30,256.00	30,256.00
HEALTH SERVICES AGENCY	2	362300	62381	ENCOMPASS COMMUNITY SERVICES	CALSECII	215,815.00	34,258.00
HEALTH SERVICES AGENCY	3	362300	62381	ENCOMPASS COMMUNITY SERVICES	CALSECII	64,513.00	11,504.00
						310,584.00	76,018.00
HEALTH SERVICES AGENCY	1	363140	64027	TELECARE CORPORATION	CALSECI	7,295,787.00	7,514,661.00
HEALTH SERVICES AGENCY	1	363140	64027	TELECARE CORPORATION	CALSECI	4,237,248.00	4,364,365.00
HEALTH SERVICES AGENCY	1	365001	64026	PALO ALTO MEDICAL FOUNDATION	CALSECI	1.00	1.00
HEALTH SERVICES AGENCY	1	363147	62377	CENTRAL COAST AMBULANCE	WIDGETI	50,000.00	50,000.00
HEALTH SERVICES AGENCY	1	361112	62381	AXESSON INC	WIDGETI	5,000.00	5,000.00
HEALTH SERVICES AGENCY	1	363103	62381	NETSMART TECHNOLOGIES INC	CALSECI	641,978.00	626,207.00
HEALTH SERVICES AGENCY	1	363141	62381	VENDORLESS VENDOR	WIDGETI	124,000.00	124,000.00
HEALTH SERVICES AGENCY	2	361100	62381	VENDORLESS VENDOR	WIDGETI	30,000.00	30,000.00
						154,000.00	154,000.00
HEALTH SERVICES AGENCY	1	363117	62367	VENDORLESS VENDOR	WIDGETII	150,000.00	150,000.00
HEALTH SERVICES AGENCY	1	361380	62381	DIENTES COMMUNITY DENTAL CARE	WIDGETI	1,500,000.00	1,500,000.00
HEALTH SERVICES AGENCY	2	361380	62381	DIENTES COMMUNITY DENTAL CARE	WIDGETI	350,000.00	350,000.00
HEALTH SERVICES AGENCY	3	361380	61920	DIENTES COMMUNITY DENTAL CARE	WIDGETI	190,000.00	140,000.00
						2,040,000.00	1,990,000.00
HEALTH SERVICES AGENCY	2	364042	62367	ENCOMPASS COMMUNITY SERVICES	CALSECII		708,748.00
HEALTH SERVICES AGENCY	2	364022	62367	PAJARO VALLEY PREVENTION AND STUDENT ASSISTANCE IN	CALSECII		33,000.00
HUMAN SERVICES DEPT	1	392100	62381	CSAC CALIFORNIA STATE ASSOCIATION OF COUNTIES	CALSCIII	124,309.00	155,734.00
HUMAN SERVICES DEPT	1	391600	75248	VENDORLESS VENDOR	WIDGETI	407,324.00	294,324.00
HUMAN SERVICES DEPT	1	391600	75247	CABRILLO COMMUNITY COLLEGE DISTRICT	CALSCIII	37,500.00	60,000.00
HUMAN SERVICES DEPT	2	391600	75247	CABRILLO COMMUNITY COLLEGE DISTRICT	CALSCIII	37,500.00	60,000.00
						75,000.00	120,000.00
HUMAN SERVICES DEPT	1	392100	75218	SANTA CRUZ COUNTY OFFICE OF EDUCATION	CALSECII	45,882.00	45,882.00
HUMAN SERVICES DEPT	1	392100	75291	COMMUNITY ACTION BOARD OF SANTA CRUZ COUNTY INC	CALSECII	432,000.00	432,000.00
HUMAN SERVICES DEPT	1	392100	62381	REGENTS OF THE UNIVERSITY OF CA DAVIS	WIDGETII	271,575.00	271,575.00
HUMAN SERVICES DEPT	2	392100	62381	REGENTS OF THE UNIVERSITY OF CA DAVIS	WIDGETII	38,250.00	38,250.00
						309,825.00	309,825.00
HUMAN SERVICES DEPT	1	392100	75291	FAMILIES IN TRANSITION OF SANTA CRUZ COUNTY INC	CALSECII	401,370.00	401,370.00
HUMAN SERVICES DEPT	2	392100	62885	FAMILIES IN TRANSITION OF SANTA CRUZ COUNTY INC	CALSECII	13,000.00	13,000.00
						414,370.00	414,370.00
HUMAN SERVICES DEPT	1	392100	75291	GOODWILL CENTRAL COAST	CALSECII	110,812.00	110,812.00
HUMAN SERVICES DEPT*	1	392100	62381	HOMELESS SERVICES CENTER	CALSECII	84,618.00	84,618.00
HUMAN SERVICES DEPT*	2	392100	62381	HOMELESS SERVICES CENTER	CALSECII	102,426.00	102,426.00
						187,044.00	187,044.00
HUMAN SERVICES DEPT	1	392100	62381	NATIONAL COUNCIL ON CRIME AND DELINQUENCY	CALSECI	42,525.00	42,525.00
HUMAN SERVICES DEPT	1	392100	62381	BIT CALIFORNIA LLC	WIDGETI	140,000.00	140,000.00
HUMAN SERVICES DEPT	2	392100	62221	BIT CALIFORNIA LLC	WIDGETI	160,000.00	160,000.00
						300,000.00	300,000.00
HUMAN SERVICES DEPT	1	391600	75247	SANTA CRUZ COUNTY OFFICE OF EDUCATION	CALSECII	775,000.00	800,000.00
HUMAN SERVICES DEPT	1	392100	62610	WESTRIDGE 225 LLC	CALSECI	379,708.00	387,302.00
HUMAN SERVICES DEPT	1	392100	62885	ENCOMPASS COMMUNITY SERVICES	CALSECII	452,190.00	451,655.00

Expenditure Agreements to be Renewed for Fiscal Year 2019-20

Department Title	Item #	GL Key	GL Obj	Contractor	2019-20 CalSEC Type	2018-19 Amt	2019-20 Amt
HUMAN SERVICES DEPT	2	392100	62381	ENCOMPASS COMMUNITY SERVICES	CALSECII	123,000.00	123,000.00
HUMAN SERVICES DEPT	3	392100	62885	ENCOMPASS COMMUNITY SERVICES	CALSECII	32,881.00	32,881.00
HUMAN SERVICES DEPT	4	392100	62885	ENCOMPASS COMMUNITY SERVICES	CALSECII	81,308.00	81,308.00
HUMAN SERVICES DEPT	5	392100	62885	ENCOMPASS COMMUNITY SERVICES	CALSECII	121,074.00	156,609.00
HUMAN SERVICES DEPT	6	392100	62885	ENCOMPASS COMMUNITY SERVICES	CALSECII	79,130.00	79,130.00
						889,583.00	924,583.00
HUMAN SERVICES DEPT	1	392100	75291	THE WATSONVILLE LAW CENTER	CALSECII	62,181.00	62,181.00
HUMAN SERVICES DEPT	1	392100	62885	PARENTS CENTER INC	CALSCIII	824,141.00	824,141.00
HUMAN SERVICES DEPT	2	392100	62885	PARENTS CENTER INC	CALSCIII	60,000.00	60,000.00
HUMAN SERVICES DEPT	3	392100	62885	PARENTS CENTER INC	CALSCIII	32,251.00	32,251.00
HUMAN SERVICES DEPT	4	392100	62856	PARENTS CENTER INC	CALSCIII	5,000.00	5,000.00
						921,392.00	921,392.00
HUMAN SERVICES DEPT	1	391600	75247	GOODWILL CENTRAL COAST	CALSECII	300,000.00	312,500.00
HUMAN SERVICES DEPT	2	391600	75247	GOODWILL CENTRAL COAST	CALSECII	300,000.00	312,500.00
						600,000.00	625,000.00
HUMAN SERVICES DEPT	1	391600	75247	CABRILLO COMMUNITY COLLEGE DISTRICT	CALSECII	44,000.00	44,000.00
HUMAN SERVICES DEPT	1	392100	62381	SECOND HARVEST FOOD BANK SANTA CRUZ	CALSECII	293,770.00	293,770.00
HUMAN SERVICES DEPT	1	392100	75291	COMMUNITY ACTION BOARD OF SANTA CRUZ COUNTY INC	CALSCIII	649,966.00	649,966.00
HUMAN SERVICES DEPT	1	392100	62885	PARENTS CENTER INC	CALSECII	342,362.00	342,362.00
HUMAN SERVICES DEPT	1	392100	75291	GOODWILL CENTRAL COAST	CALSCIII	649,715.00	649,715.00
HUMAN SERVICES DEPT	1	392100	62885	MERIDIAN PSYCHOTHERAPY GROUP	CALSECII	33,687.00	33,687.00
HUMAN SERVICES DEPT	2	392100	62885	MERIDIAN PSYCHOTHERAPY GROUP	CALSECII	19,464.00	19,464.00
						53,151.00	53,151.00
HUMAN SERVICES DEPT	1	392100	62610	PACIFIC COAST DEVELOPMENT	CALSECI	995,476.00	1,005,332.00
HUMAN SERVICES DEPT	1	392100	75291	CABRILLO COMMUNITY COLLEGE DISTRICT	CALSECII	77,465.00	77,465.00
HUMAN SERVICES DEPT	2	392100	75291	CABRILLO COMMUNITY COLLEGE DISTRICT	CALSECII	109,189.00	109,189.00
						186,654.00	186,654.00
HUMAN SERVICES DEPT	1	392100	62381	NATIONAL COUNCIL ON CRIME AND DELINQUENCY	CALSECII	63,000.00	63,000.00
HUMAN SERVICES DEPT	1	392100	75291	FAMILIES IN TRANSITION OF SANTA CRUZ COUNTY INC	CALSECII	1,481,232.00	1,481,232.00
HUMAN SERVICES DEPT	1	392100	75291	HOMELESS SERVICES CENTER	CALSECII	359,991.00	359,989.00
HUMAN SERVICES DEPT	2	392100	75291	HOMELESS SERVICES CENTER	CALSECII	157,393.00	157,393.00
HUMAN SERVICES DEPT	3	392100	75291	HOMELESS SERVICES CENTER	CALSECII	100,000.00	100,000.00
						617,384.00	617,382.00
HUMAN SERVICES DEPT	1	392100	62381	CONTRACTPAL INC	WIDGETII	117,000.00	134,000.00
HUMAN SERVICES DEPT	1	392100	62381	DXC TECHNOLOGY SERVICES LLC	WIDGETI	1,063,147.00	947,014.00
HUMAN SERVICES DEPT	1	392100	62885	SANTA CRUZ COUNTY OFFICE OF EDUCATION	CALSECII	76,500.00	76,500.00
HUMAN SERVICES DEPT	1	392100	62885	ENCOMPASS COMMUNITY SERVICES	CALSECII	472,685.00	472,685.00
HUMAN SERVICES DEPT	2	392200	74032	ENCOMPASS COMMUNITY SERVICES	CALSECII	472,410.00	472,410.00
						945,095.00	945,095.00
HUMAN SERVICES DEPT	1	392400	75217	UNITED WAY OF SANTA CRUZ COUNTY	CALSCIII	17,377.00	15,000.00
HUMAN SERVICES DEPT	2	392400	75217	UNITED WAY OF SANTA CRUZ COUNTY	CALSCIII	19,168.00	17,810.00
						36,545.00	32,810.00
HUMAN SERVICES DEPT	1	392100	62885	CALIFORNIA STATE UNIVERSITY FRESNO FOUNDATION	CALSECII	126,751.00	127,267.00
HUMAN SERVICES DEPT	1	392100	75291	HOMELESS SERVICES CENTER	CALSECII	73,787.00	73,787.00
HUMAN SERVICES DEPT	1	392100	62381	CITYSPAN TECHNOLOGIES INC	CALSECII	80,000.00	80,000.00
HUMAN SERVICES DEPT	2	392100	62381	CITYSPAN TECHNOLOGIES INC	CALSECII	44,100.00	44,100.00
HUMAN SERVICES DEPT	3	392100	62381	CITYSPAN TECHNOLOGIES INC	CALSECII	4,500.00	4,500.00
						128,600.00	128,600.00
HUMAN SERVICES DEPT	1	392100	62610	O'CONNELL FAMILY PARTNERSHIPS LP	CALSECI	141,000.00	144,500.00
HUMAN SERVICES DEPT	1	392100	62885	HUFFMAN, SUSAN M	CALSECII	47,300.00	47,300.00
HUMAN SERVICES DEPT	2	392100	62885	HUFFMAN, SUSAN M	CALSECII	9,280.00	9,280.00
						56,580.00	56,580.00
HUMAN SERVICES DEPT	1	392100	62885	LILLIPUT CHILDRENS SERVICES	WIDGETII	114,000.00	114,000.00
HUMAN SERVICES DEPT	1	392100	62885	MONARCH SERVICES-SERVICIOS MONARCA	CALSECII	65,000.00	65,000.00
HUMAN SERVICES DEPT	1	395200	75267	ADVOCACY INC	CALSECI	44,000.00	44,000.00
HUMAN SERVICES DEPT	1	395200	75230	ARTS COUNCIL OF SANTA CRUZ COUNTY	CALSECI	26,000.00	26,000.00
HUMAN SERVICES DEPT	1	395200	74095	BIG BROTHERS/BIG SISTERS OF SANTA CRUZ COUNTY INC	CALSECI	55,000.00	55,000.00
HUMAN SERVICES DEPT	1	395200	75230	BOYS & GIRLS CLUB OF SANTA CRUZ	CALSECI	25,000.00	25,000.00
HUMAN SERVICES DEPT	1	395200	75230	CABRILLO COMMUNITY COLLEGE DISTRICT	CALSECI	41,000.00	41,000.00

Expenditure Agreements to be Renewed for Fiscal Year 2019-20

Department Title	Item #	GL Key	GL Obj	Contractor	2019-20 CalSEC Type	2018-19 Amt	2019-20 Amt
HUMAN SERVICES DEPT	1	395200	75290	CABRILLO COMMUNITY COLLEGE STROKE & DISABILITY	CALSECI	29,000.00	29,000.00
HUMAN SERVICES DEPT	1	395200	75255	CALIFORNIA RURAL LEGAL ASSISTANCE INC	CALSECI	20,000.00	20,000.00
HUMAN SERVICES DEPT	1	395200	75224	COMMUNITY ACTION BOARD OF SANTA CRUZ COUNTY INC	CALSCIII	55,000.00	55,000.00
HUMAN SERVICES DEPT	2	395200	75224	COMMUNITY ACTION BOARD OF SANTA CRUZ COUNTY INC	CALSCIII	67,000.00	67,000.00
HUMAN SERVICES DEPT	3	395200	75224	COMMUNITY ACTION BOARD OF SANTA CRUZ COUNTY INC	CALSCIII	47,000.00	47,000.00
HUMAN SERVICES DEPT	4	395200	75224	COMMUNITY ACTION BOARD OF SANTA CRUZ COUNTY INC	CALSCIII	63,000.00	63,000.00
HUMAN SERVICES DEPT	5	395200	75224	COMMUNITY ACTION BOARD OF SANTA CRUZ COUNTY INC	CALSCIII	190,000.00	190,000.00
						422,000.00	422,000.00
HUMAN SERVICES DEPT	1	395200	74016	COMMUNITY BRIDGES	CALSECI	163,000.00	163,000.00
HUMAN SERVICES DEPT	2	395200	74016	COMMUNITY BRIDGES	CALSECI	60,000.00	60,000.00
HUMAN SERVICES DEPT	3	395200	74016	COMMUNITY BRIDGES	CALSECI	154,000.00	154,000.00
HUMAN SERVICES DEPT	4	395200	74016	COMMUNITY BRIDGES	CALSECI	15,000.00	15,000.00
						392,000.00	392,000.00
HUMAN SERVICES DEPT	1	395200	74016	COMMUNITY BRIDGES	CALSCIII	145,000.00	145,000.00
HUMAN SERVICES DEPT	2	395200	74016	COMMUNITY BRIDGES	CALSCIII	15,000.00	15,000.00
HUMAN SERVICES DEPT	3	395200	74016	COMMUNITY BRIDGES	CALSCIII	415,000.00	415,000.00
HUMAN SERVICES DEPT	4	395200	74016	COMMUNITY BRIDGES	CALSCIII	145,000.00	145,000.00
HUMAN SERVICES DEPT	5	395200	74016	COMMUNITY BRIDGES	CALSCIII	15,000.00	15,000.00
						735,000.00	735,000.00
HUMAN SERVICES DEPT	1	395200	74017	COURT APPOINTED SPECIAL ADVOCATES OF SANTA CRUZ CO	CALSECI	85,000.00	85,000.00
HUMAN SERVICES DEPT	1	395200	74020	DIENTES COMMUNITY DENTAL CARE	CALSECI	144,000.00	144,000.00
HUMAN SERVICES DEPT	1	395200	74082	ENCOMPASS COMMUNITY SERVICES	CALSCIII	75,000.00	75,000.00
HUMAN SERVICES DEPT	2	395200	74082	ENCOMPASS COMMUNITY SERVICES	CALSCIII	140,000.00	-
HUMAN SERVICES DEPT	3	395200	74082	ENCOMPASS COMMUNITY SERVICES	CALSCIII	89,000.00	89,000.00
HUMAN SERVICES DEPT	4	395200	74082	ENCOMPASS COMMUNITY SERVICES	CALSCIII	23,000.00	23,000.00
HUMAN SERVICES DEPT	5	395200	74082	ENCOMPASS COMMUNITY SERVICES	CALSCIII		70,000.00
						327,000.00	257,000.00
HUMAN SERVICES DEPT	1	395200	75230	FAMILIES IN TRANSITION OF SANTA CRUZ COUNTY INC	CALSECI	55,000.00	55,000.00
HUMAN SERVICES DEPT	1	395200	75285	FAMILY SERVICE AGENCY OF THE CENTRAL COAST	CALSECI	28,000.00	28,000.00
HUMAN SERVICES DEPT	2	395200	75285	FAMILY SERVICE AGENCY OF THE CENTRAL COAST	CALSECI	15,000.00	15,000.00
HUMAN SERVICES DEPT	3	395200	75285	FAMILY SERVICE AGENCY OF THE CENTRAL COAST	CALSECI	22,000.00	22,000.00
HUMAN SERVICES DEPT	4	395200	75285	FAMILY SERVICE AGENCY OF THE CENTRAL COAST	CALSECI	16,000.00	16,000.00
HUMAN SERVICES DEPT	5	395200	75285	FAMILY SERVICE AGENCY OF THE CENTRAL COAST	CALSECI	25,000.00	25,000.00
HUMAN SERVICES DEPT	6	395200	75285	FAMILY SERVICE AGENCY OF THE CENTRAL COAST	CALSECI	15,000.00	15,000.00
						121,000.00	121,000.00
HUMAN SERVICES DEPT	1	395200	75215	GREY BEARS	CALSECI	95,000.00	95,000.00
HUMAN SERVICES DEPT	1	395200	74047	HOMELESS SERVICES CENTER	CALSECI	68,000.00	68,000.00
HUMAN SERVICES DEPT	1	395200	75230	MENTAL HEALTH CLIENT ACTION NETWORK	CALSECI	20,000.00	20,000.00
HUMAN SERVICES DEPT	2	395200	75230	MENTAL HEALTH CLIENT ACTION NETWORK	CALSECI	25,000.00	25,000.00
						45,000.00	45,000.00
HUMAN SERVICES DEPT	1	395200	74093	MONARCH SERVICES-SERVICIOS MONARCA	CALSECI	130,000.00	130,000.00
HUMAN SERVICES DEPT	1	395200	75230	NAMI SANTA CRUZ COUNTY	CALSECI	24,000.00	24,000.00
HUMAN SERVICES DEPT	1	395200	75270	PACIFIC ELEMENTARY SCHOOL DISTRICT	CALSECI	19,000.00	19,000.00
HUMAN SERVICES DEPT	1	395200	75271	PAJARO VALLEY CHILDRENS CENTER	CALSECI	25,000.00	25,000.00
HUMAN SERVICES DEPT	1	395200	75230	PAJARO VALLEY PREVENTION AND STUDENT ASSISTANCE IN	CALSCIII	41,000.00	101,000.00
HUMAN SERVICES DEPT	2	395200	75230	PAJARO VALLEY PREVENTION AND STUDENT ASSISTANCE IN	CALSCIII	112,000.00	112,000.00
						153,000.00	213,000.00
HUMAN SERVICES DEPT	1	395200	74070	PAJARO VALLEY UNIFIED SCHOOL DISTRICT	CALSECI	43,000.00	43,000.00
HUMAN SERVICES DEPT	1	395200	74072	PLANNED PARENTHOOD MAR MONTE	CALSECI	67,000.00	67,000.00
HUMAN SERVICES DEPT	1	395200	74085	SALUD PARA LA GENTE	CALSECI	200,000.00	200,000.00
HUMAN SERVICES DEPT	1	395200	74010	SANTA CRUZ BARRIOS UNIDOS	CALSECI	35,000.00	25,000.00

Expenditure Agreements to be Renewed for Fiscal Year 2019-20

Department Title	Item #	GL Key	GL Obj	Contractor	2019-20 CalSEC Type	2018-19 Amt	2019-20 Amt
HUMAN SERVICES DEPT	1	395200	74094	SANTA CRUZ COMMUNITY HEALTH CENTERS	CALSECI	136,000.00	136,000.00
HUMAN SERVICES DEPT	1	395200	75293	SANTA CRUZ TODDLER CARE CENTER	CALSECI	37,000.00	37,000.00
HUMAN SERVICES DEPT	1	395200	74031	SECOND HARVEST FOOD BANK SANTA CRUZ	CALSECI	88,000.00	88,000.00
HUMAN SERVICES DEPT	1	395200	75292	SENIOR CITIZENS LEGAL SERVICES	CALSECI	47,000.00	47,000.00
HUMAN SERVICES DEPT	1	395200	75289	SENIOR CITIZENS ORGANIZATION OF SAN LORENZO VALLEY	CALSECI	15,000.00	15,000.00
HUMAN SERVICES DEPT	1	395200	75287	SENIOR NETWORK SERVICES	CALSECI	20,000.00	20,000.00
HUMAN SERVICES DEPT	1	395200	74087	SENIORS COUNCIL OF SANTA CRUZ & SAN BENITO COUNTIE	CALSECI	131,000.00	131,000.00
HUMAN SERVICES DEPT	2	395200	74087	SENIORS COUNCIL OF SANTA CRUZ & SAN BENITO COUNTIE	CALSECI	15,000.00	15,000.00
						146,000.00	146,000.00
HUMAN SERVICES DEPT	1	395200	75230	THE DIVERSITY CENTER	CALSECI	15,000.00	15,000.00
HUMAN SERVICES DEPT	1	395200	75230	ADAMS, BRENT ELLIOTT	CALSECI	15,000.00	15,000.00
HUMAN SERVICES DEPT	1	395200	75230	VISTA CENTER FOR THE BLIND AND VISUALLY IMPAIRED	CALSECI	15,000.00	15,000.00
HUMAN SERVICES DEPT	1	395200	74092	VOLUNTEER CENTER OF SANTA CRUZ COUNTY	CALSECI	19,000.00	19,000.00
HUMAN SERVICES DEPT	2	395200	74092	VOLUNTEER CENTER OF SANTA CRUZ COUNTY	CALSECI	29,000.00	29,000.00
HUMAN SERVICES DEPT	3	395200	74092	VOLUNTEER CENTER OF SANTA CRUZ COUNTY	CALSECI	26,000.00	26,000.00
HUMAN SERVICES DEPT	4	395200	74092	VOLUNTEER CENTER OF SANTA CRUZ COUNTY	CALSECI	25,000.00	25,000.00
						99,000.00	99,000.00
HUMAN SERVICES DEPT	1	395200	75230	WALNUT AVENUE FAMILY & WOMEN'S CENTER	CALSECI	28,000.00	28,000.00
HUMAN SERVICES DEPT	1	395200	74015	WATSONVILLE YMCA	CALSECI	17,000.00	17,000.00
HUMAN SERVICES DEPT	1	395200	75395	YWCA WATSONVILLE	CALSECI	20,000.00	20,000.00
HUMAN SERVICES DEPT	1	392100	62885	HOMELESS SERVICES CENTER	CALSECII	363,970.00	35,000.00
HUMAN SERVICES DEPT	1	392100	62366	DOCTORS ON DUTY MEDICAL GROUP INC	WIDGETII	370,000.00	384,000.00
HUMAN SERVICES DEPT	1	392100	62381	FIRST 5 SANTA CRUZ COUNTY COMMISSION	CALSECII	242,500.00	242,500.00
HUMAN SERVICES DEPT**	1	392100	75291	COMMUNITY ACTION BOARD OF SANTA CRUZ COUNTY INC	CALSECI	488,023.00	298,023.00
HUMAN SERVICES DEPT*	1	392100	62381	DOWNTOWN STREETS INC	CALSECII	178,784.00	178,784.00
HUMAN SERVICES DEPT	1	392100	62885	LILLIPUT CHILDRENS SERVICES	CALSECII	107,000.00	160,000.00
HUMAN SERVICES DEPT	1	392100	62885	SANTA CRUZ COUNTY OFFICE OF EDUCATION	CALSCIII	39,897.00	79,980.00
HUMAN SERVICES DEPT	2	392100	62885	SANTA CRUZ COUNTY OFFICE OF EDUCATION	CALSCIII	24,610.00	47,880.00
						64,507.00	127,860.00
INFORMATION SERVICES	1	422000	74420	CALIFORNIA FIRST NATIONAL BANK	CALSECI	46,966.00	40,367.00
INFORMATION SERVICES	2	422000	74230	CALIFORNIA FIRST NATIONAL BANK	CALSECI	503,709.00	510,038.00
						550,675.00	550,405.00
INFORMATION SERVICES	1	422000	61730	VOX NETWORK SOLUTIONS	CALSECI	296,089.00	293,000.00
INFORMATION SERVICES	1	424200	61731	ECS IMAGING INC	CALSECI	61,500.00	61,500.00
INFORMATION SERVICES	1	424200	61731	ROGERS REFRIGERATION INC	WIDGET I	47,671.00	1.00
INFORMATION SERVICES	1	424200	61731	CARAHSOFT TECHNOLOGY CORP	CALSEC I	68,403.31	135,974.33
INFORMATION SERVICES	1	431000	74230	CALIFORNIA FIRST NATIONAL BANK	CALSECI	178,065.04	49,736.25
INFORMATION SERVICES	2	431000	74420	CALIFORNIA FIRST NATIONAL BANK	CALSECI	30,358.96	16,870.53
						208,424.00	66,606.78
PARKS	1	134904	75207	ARTS COUNCIL OF SANTA CRUZ COUNTY	CALSECII	170,046.00	170,046.00
PARKS	1	134904	75245	MUSEUM OF ART & HISTORY	CALSECII	154,594.00	154,594.00
PERSONNEL	1	510000	62381	VOLUNTEER CENTER OF SANTA CRUZ COUNTY	CALSECII	37,884.00	37,884.00
PERSONNEL	1	511100	62369	PREFERRED BENEFIT INSURANCE ADMIN INC	CALSECI	2,250,000.00	2,400,000.00
PERSONNEL	2	511100	62315	PREFERRED BENEFIT INSURANCE ADMIN INC	CALSECI	200,000.00	200,000.00
						2,450,000.00	2,600,000.00
PERSONNEL	1	515300	62315	SEDGWICK CLAIMS MANAGEMENT SERVICES INC	CALSECII	594,000.00	594,000.00
PERSONNEL	1	515200	62360	SLOAN SAKAI YEUNG & WONG LLP	CALSECII	192,000.00	192,000.00
PERSONNEL	1	515505	62381	HYAS GROUP LLC	CALSECI	38,000.00	38,000.00
PERSONNEL**	1	515100	62381	SKILLSOFT CORPORATION	CALSECI	30,500.00	15,250.00
PROBATION	1	576000	62367	CALIF DEPT OF CORRECTIONS AND REHAB	CALSCIII	40,140.00	40,140.00
PROBATION	1	577000	74032	COUNTY OF SANTA CLARA	WIDGETI	108,000.00	98,000.00
PROBATION	1	574000	62381	BI INCORPORATED	WIDGETII	28,000.00	30,000.00
PROBATION	1	574000	62381	BI INCORPORATED	WIDGETII	184,000.00	185,000.00

Expenditure Agreements to be Renewed for Fiscal Year 2019-20

Department Title	Item #	GL Key	GL Obj	Contractor	2019-20 CalSEC Type	2018-19 Amt	2019-20 Amt
PROBATION	1	574000	62381	AUTOMON LLC	CALSECII	109,139.39	114,600.00
PROBATION	2	574000	62381	AUTOMON LLC	CALSECII	35,040.57	36,800.00
PROBATION	3	574000	62381	AUTOMON LLC	CALSECII	12,075.00	12,700.00
						156,254.96	164,100.00
PROBATION	1	574000	62381	JBI, LTD.	WIDGETI	60,000.00	60,000.00
PROBATION	1	577000	74032	COUNTY OF YUBA	WIDGETI	36,000.00	40,000.00
PROBATION	1	574000	62367	REDWOOD TOXICOLOGY LABORATORY INC	CALSECI	70,000.00	70,000.00
PROBATION	1	574000	62381	VOLUNTEER CENTER OF SANTA CRUZ COUNTY	CALSECI	140,266.00	140,266.00
PROBATION	1	574000	62610	ENCINA INVESTMENT GROUP-WATER ST LLC	WIDGETI	218,772.00	298,000.00
PROBATION	1	574100	62381	ENCOMPASS COMMUNITY SERVICES	CALSCIII	197,564.00	198,000.00
PROBATION*	1	574100	62381	UNITED WAY OF SANTA CRUZ COUNTY	CALSECII	95,302.50	95,302.50
PROBATION*	1	574100	62381	COMMUNITY ACTION BOARD OF SANTA CRUZ COUNTY INC	CALSECII	68,390.00	68,390.00
PROBATION*	1	574100	62381	APPLIED SURVEY RESEARCH	CALSECII	46,200.00	46,200.00
PUBLIC DEFENDER	1	591000	62384	WALLRAFF, THOMAS R	CALSECI	1,166,540.00	1,207,369.00
PUBLIC DEFENDER	1	591000	62381	VENDORLESS VENDOR	CALSECII	240,000.00	240,000.00
PUBLIC DEFENDER	1	591000	62386	VENDORLESS VENDOR	CALSECII	372,445.00	370,000.00
PUBLIC DEFENDER	1	591000	62385	BIGGAM, LAWRENCE P	CALSECI	7,042,938.00	7,289,438.00
PUBLIC DEFENDER	1	591000	62385	BIGGAM, LAWRENCE P	CALSECI	207,000.00	214,200.00
PUBLIC DEFENDER	1	591000	62381	BIGGAM, LAWRENCE P	CALSECI	39,710.00	41,700.00
PUBLIC DEFENDER	1	591000	62381	BIGGAM, LAWRENCE P	CALSECI	594,339.69	600,000.00
PUBLIC DEFENDER	1	591000	62381	VENDORLESS VENDOR	CALSECII	300,000.00	300,000.00
PUBLIC DEFENDER	1	591000	62386	VENDORLESS VENDOR	CALSECII	150,000.00	150,000.00
PUBLIC DEFENDER	1	591000	62384	PAGE AND DUDLEY	CALSECI	1,166,540.00	1,207,369.00
PUBLIC DEFENDER	1	591000	62610	ROMO PROPERTIES LLC	CALSECI	54,023.52	54,690.00
PUBLIC DEFENDER	1	591000	62610	ROMO PROPERTIES LLC	CALSECI	23,939.90	24,278.52
PUBLIC WORKS	1	625110	62330	KEITH DAY COMPANY, INC.	CALSECI	653,250.00	1,306,500.00
PUBLIC WORKS	1	191405		NOLL & TAM ARCHITECTS	CALSECII	148,738.00	12,000.00
PUBLIC WORKS	1	601000	75321	GEOSYNTEC CONSULTANTS INC	CALSECI	17,534.00	17,534.00
PUBLIC WORKS	2	625110	62330	GEOSYNTEC CONSULTANTS INC	CALSECI	116,643.00	116,643.00
PUBLIC WORKS	3	625110	62330	GEOSYNTEC CONSULTANTS INC	CALSECI	72,516.00	72,516.00
						206,693.00	206,693.00
PUBLIC WORKS**	1	622380	86110	PETERSON BRUSTAD INC	CAL SECI	1,000,000.00	1,499,312.00
PUBLIC WORKS	1	621100	62330	RUGGERI JENSEN AZAR AND ASSOCIATES	CAL SECI	200,000.00	200,000.00
PUBLIC WORKS	1	621100	62330	KIMLEY-HORN AND ASSOCIATES INC	CAL SECI	200,000.00	200,000.00
PUBLIC WORKS	1	621100	62330	QUINCY ENGINEERING INC	CALSECI	1.00	475,000.00
PUBLIC WORKS**	1	621100	62330	HARRIS AND ASSOCIATES	CALSECI	1.00	475,000.00
PUBLIC WORKS**	1	621100	62330	WSP USA INC.	CALSECI	1.00	475,000.00
PUBLIC WORKS**	1	621100	62330	MNS ENGINEERS INC	CALSECI	1.00	475,000.00
PUBLIC WORKS**	1	625110	62330	PETERSON TRACTOR COMPANY INC	CAL SECI	200,000.00	200,000.00
PUBLIC WORKS	2	625110	62330	PETERSON TRACTOR COMPANY INC	CAL SECI	10,000.00	10,000.00
						210,000.00	210,000.00
PUBLIC WORKS	1	625110	62330	STEARNS CONRAD AND SCHMIDT CONSULTING ENG INC	CAL SECI	120,205.00	120,205.00
PUBLIC WORKS	1	622115	62330	CAL-WEST LIGHTING & SIGNAL MAINTENANCE INC	CAL SECI	150,000.00	150,000.00
PUBLIC WORKS	2	622120	62330	CAL-WEST LIGHTING & SIGNAL MAINTENANCE INC	CAL SECI	50,000.00	50,000.00
						200,000.00	200,000.00
PUBLIC WORKS	1	622115	62330	HATCH MOTT MACDONALD LLC	CAL SECI	40,000.00	40,000.00
PUBLIC WORKS	2	621100	62330	HATCH MOTT MACDONALD LLC	CAL SECI	35,000.00	35,000.00
PUBLIC WORKS	3	621100	62330	HATCH MOTT MACDONALD LLC	CAL SECI	50,000.00	50,000.00
						125,000.00	125,000.00
DISTRICT ATTORNEY/PUBLIC ADMIN	2	271220	62610	APTOS VILLAGE LLC	CALSECI	14,640.00	42,868.97
PROBATION	3	574000	62610	APTOS VILLAGE LLC	CALSECI	9,516.00	27,864.77
PROBATION	4	574000	62610	APTOS VILLAGE LLC	CALSECI	5,124.00	15,004.09
SHERIFF-CORONER	1	661100	61830	CENTRAL COAST LANDSCAPE AND MAINTENANCE INC	CALSECII	36,300.00	38,115.00
SHERIFF-CORONER	1	661100	62219	MOTOROLA INC	CALSECI	114,250.00	114,250.00
SHERIFF-CORONER	1	661100	61830	CENTRAL COAST LANDSCAPE AND MAINTENANCE INC	CALSECII	38,565.00	40,494.00
SHERIFF-CORONER	1	661100	61717	GEMALTO COGENT INC	CALSECII	51,534.00	104,137.00
SHERIFF-CORONER	1	661100	61412	ALVAREZ INDUSTRIES INC	CALSECII	75,060.00	78,813.00

Expenditure Agreements to be Renewed for Fiscal Year 2019-20

Department Title	Item #	GL Key	GL Obj	Contractor	2019-20 CalSEC Type	2018-19 Amt	2019-20 Amt
SHERIFF-CORONER	2	661800	61412	ALVAREZ INDUSTRIES INC	CALSECII	17,904.00	20,690.00
SHERIFF-CORONER	1	662300	61412	ALVAREZ INDUSTRIES INC	CALSECII	17,985.00	20,916.00
SHERIFF-CORONER	2	662500	61412	ALVAREZ INDUSTRIES INC	CALSECII	17,676.00	20,778.00
						128,625.00	141,197.00
SHERIFF-CORONER	1	661300	62217	VIEVU LLC	CALSECI	101,640.00	101,640.00
SHERIFF-CORONER	1	661400	62381	VENDORLESS VENDOR	WIDGETI	51,700.00	51,700.00
SHERIFF-CORONER	1	661400	62381	NATIONAL MEDICAL SERVICES INC	WIDGETII	90,000.00	90,000.00
SHERIFF-CORONER	1	661400	62366	SANTA CLARA VALLEY MEDICAL CENTER, COUNTY OF	WIDGETII	165,000.00	165,000.00
SHERIFF-CORONER	1	661800	62610	MASTERMAN FAMILY PARTNERSHIP	CALSECI	30,200.00	28,115.00
SHERIFF-CORONER	1	661800	62610	BOULDER CREEK FIRE DEPT	CALSECI	21,725.00	22,157.00
SHERIFF-CORONER	1	661800	62610	APTOS VILLAGE LLC	CALSECI	14,640.80	42,868.97
SHERIFF-CORONER	1	662110	62381	JANUS OF SANTA CRUZ	CALSECII	634,731.00	686,460.00
SHERIFF-CORONER	1	662300	62381	BI INCORPORATED	CALSECII	250,000.00	125,000.00
SHERIFF-CORONER	1	662300	61730	AMERICAN ALARM COMPANY INC (renew)	CALSECII	294,000.00	384,000.00
SHERIFF-CORONER	1	662405	62367	CALIFORNA FORENSIC MEDICAL GROUP	CALSECII	4,247,413.00	4,347,413.00
SHERIFF-CORONER	2	662500	61730	AMERICAN ALARM COMPANY INC (CAL)	CALSECII	100,000.00	100,000.00

Department Title	Item #	GL Key	GL Obj	Contractor	2019-20 CalSEC Type	2018-19 Amt	2019-20 Amt
AGRICULTURAL COMMISSIONER & WT	1	103210	41304	CALIFORNIA DEPT OF FOOD & AGRICULTURE	SECIVAMD	7,128.00	7,128.00
AGRICULTURAL COMMISSIONER & WT	1	103210	40732	CA DEPT PESTICIDE REGULATION	SECIVAMD	4,000.00	12,500.00
AGRICULTURAL COMMISSIONER & WT	1	103210	40725	AGRICULTURAL COMMISSIONER	SECIVAMD	3,717.25	3,717.00
AGRICULTURAL COMMISSIONER & WT	1	103210	40728	CALIFORNIA DEPT OF FOOD & AGRICULTURE	SECIVAMD	7,559.00	10,500.00
AGRICULTURAL COMMISSIONER & WT	1	103210	40732	CACASA	SECIVAMD	7,518.00	7,518.00
AGRICULTURAL COMMISSIONER & WT	1	103210	40730	CALIFORNIA DEPT OF FOOD & AGRICULTURE	SECIVAMD	8,825.00	8,825.00
AGRICULTURAL COMMISSIONER & WT	1	103210	40731	CALIFORNIA DEPT OF FOOD & AGRICULTURE	SECIVAMD	324,067.00	338,956.00
AGRICULTURAL COMMISSIONER & WT	1	103210	40726	CALIFORNIA DEPT OF FOOD & AGRICULTURE	SECIVAMD	6,920.00	6,510.00
AGRICULTURAL COMMISSIONER & WT	1	103300	40726	CALIFORNIA DEPT OF FOOD & AGRICULTURE	SECIVAMD	3,900.00	3,900.00
AGRICULTURAL COMMISSIONER & WT	1	103300	40726	CALIFORNIA DEPT OF FOOD & AGRICULTURE	SECIVAMD	1,200.00	5,000.00
AGRICULTURAL COMMISSIONER & WT	1	103210	40733	CALIFORNIA DEPT OF FOOD & AGRICULTURE	SECIVAMD	125,279.30	62,640.00
AGRICULTURAL COMMISSIONER & WT	1	103210	40727	CALIFORNIA DEPT OF FOOD & AGRICULTURE	SECIVAMD	37,842.00	43,883.00
AGRICULTURAL COMMISSIONER & WT	1	103210	40724	CALIFORNIA DEPT OF FOOD & AGRICULTURE	SECIVAMD	6,000.00	7,161.00
AGRICULTURAL COMMISSIONER & WT	1	103300	40723	CALIFORNIA DEPT OF FOOD & AGRICULTURE	SECIVAMD	2,000.00	5,000.00
EMERGENCY SERVICES	1	304100	42022	SOUTH SANTA CLARA COUNTY FIRE DISTRICT	SCIVNOAM	10,000.00	10,000.00
TRUST ONLY	1	072586	22000	VENDORLESS VENDOR	SCIVNOAM	5,117.80	5,226.52
CUSTODIAL FUNDS	1	135490	40440	VENDORLESS VENDOR	SCIVNOAM	3,656.00	3,916.00
CUSTODIAL FUNDS	1	135490	40440	VENDORLESS VENDOR	SCIVNOAM	15,408.00	20,964.00
CUSTODIAL FUNDS	1	135490	40440	VENDORLESS VENDOR	SCIVNOAM	6,744.00	9,048.00
DISTRICT ATTORNEY/PUBLIC ADMIN	1	272100	41150	CITY OF SCOTTS VALLEY	SECIVAMD	8,697.00	11,089.00
DISTRICT ATTORNEY/PUBLIC ADMIN	1	272100	41150	CAPITOLA, CITY OF	SECIVAMD	7,254.00	9,628.00
DISTRICT ATTORNEY/PUBLIC ADMIN	1	272100	41150	CITY OF SANTA CRUZ	SECIVAMD	46,490.00	60,488.00
DISTRICT ATTORNEY/PUBLIC ADMIN	1	272100	41150	CITY OF WATSONVILLE	SECIVAMD	37,892.00	48,642.00
GENERAL SERVICES	1	333100	40440	VENDORLESS VENDOR (State of California - Senate)	SCIVNOAM	11,523.00	11,523.00
GENERAL SERVICES	1	333100	40440	VENDORLESS VENDOR (US Congress)	SCIVNOAM	10,296.00	10,296.00
GENERAL SERVICES	1	333100	40440	VENDORLESS VENDOR (State of California - Assembly)	SCIVNOAM	16,092.00	16,092.00
GENERAL SERVICES	1	333100	40440	JANUS COMMUNITY SERVICES	SCIVNOAM	27,506.00	27,506.00
GENERAL SERVICES	1	333100	40440	LAFCO	SCIVNOAM	7,905.00	7,905.00
HEALTH SERVICES AGENCY	1	361950	42384	VENDORLESS VENDOR	SECIVAMD	105,236.00	105,236.00
HEALTH SERVICES AGENCY	1	361950	40954	VENDORLESS VENDOR	SECIVAMD	41,662.00	41,662.00
HEALTH SERVICES AGENCY	1	363101	41817	PAJARO VALLEY UNIFIED SCHOOL DISTRICT	SCIVNOAM	762,559.00	762,559.00
HEALTH SERVICES AGENCY	1	363101	42048	SANTA CRUZ COUNTY OFFICE OF EDUCATION	SECIVAMD	65,000.00	86,000.00
HEALTH SERVICES AGENCY	1	360131	42384	CENTRAL CALIF ALLIANCE FOR HLTH	SCIVNOAM	1.00	1.00
HEALTH SERVICES AGENCY	1	363101	41150	CITY OF WATSONVILLE	SECIVAMD	50,000.00	50,000.00
HEALTH SERVICES AGENCY	1	360131	42384	CENTRAL CALIF ALLIANCE FOR HLTH	SECIVNOAM	1.00	1.00
HEALTH SERVICES AGENCY	1	361231	42384	CENTRAL CALIF ALLIANCE FOR HLTH	SCIVNOAM	1.00	109,922.00
HEALTH SERVICES AGENCY	1	362800	41095	ECOLOGY ACTION OF SANTA CRUZ	SECIVAMD	7,500.00	7,500.00
HEALTH SERVICES AGENCY	1	362300	40690	CA DEPT OF PUBLIC HEALTH	SECIVAMD	111,716.00	46,016.00
HEALTH SERVICES AGENCY	1	361231	42384	CENTRAL CALIF ALLIANCE FOR HLTH	SCIVNOAM	70,000.00	36,607.00
HEALTH SERVICES AGENCY	1	361231	42384	CENTRAL CALIF ALLIANCE FOR HLTH	SCIVAMD	75,000.00	109,922.00
HEALTH SERVICES AGENCY	1	365200	41096	CALIFORNIA DEPARTMENT OF HEALTH CARE SERVICES	SCIVNOAM	5,223,084.00	5,223,084.00
HEALTH SERVICES AGENCY	1	362800	41095	CITY OF WATSONVILLE	SCIVNOAM	54,000.00	7,615.00
HEALTH SERVICES AGENCY	1	361950	42384	HOMELESS SERVICES CENTER	SECIVAMD	100,000.00	10,000.00

Department Title	Item #	GL Key	GL Obj	Contractor	2019-20 CalSEC Type	2018-19 Amt	2019-20 Amt
HEALTH SERVICES AGENCY	1	364042	40988	STATE OF CALIFORNIA-DEPARTMENT OF HEALTH CARE SERV	SCIVNOAM	1,916,050.00	1,348,299.00
HEALTH SERVICES AGENCY	1	362800	40894	CA Department of Public Health	SCIVNOAM	250,217.00	236,217.00
HEALTH SERVICES AGENCY	1	361241	42384	JANUS OF SANTA CRUZ	SCIVNOAM	333,038.00	333,038.00
HEALTH SERVICES AGENCY	2	361341	42384	JANUS OF SANTA CRUZ	SCIVNOAM	333,038.00	333,038.00
						666,076.00	666,076.00
HEALTH SERVICES AGENCY	1	364022	40864	CA Office of Traffic Safety	SECIVAMD	100,000.00	109,320.00
HEALTH SERVICES AGENCY	1	363101	40894	DEPARTMENT OF HEALTH CARE SERVICES	SCIVNOAM	1,043,000.00	653,213.00
HEALTH SERVICES AGENCY	1	363101	40894	SUPERIOR COURT	SCIVNOAM	36,167.00	148,646.00
HEALTH SERVICES AGENCY	1	364012	41619	ENCOMPASS COMMUNITY SERVICES	SCIVNOAM	19,839.60	18,839.00
HEALTH SERVICES AGENCY	2	364012	41805	ENCOMPASS COMMUNITY SERVICES	SCIVNOAM	13,226.40	12,200.00
						33,066.00	31,039.00
HEALTH SERVICES AGENCY	1	362200	40690	CA DEPT OF PUBLIC HEALTH	REVENUE	9,999.99	9,999.99
HEALTH SERVICES AGENCY	1	364012	41619	JANUS OF SANTA CRUZ	SCIVNOAM	12,560.40	11,560.00
HEALTH SERVICES AGENCY	2	364012	41805	JANUS OF SANTA CRUZ		8,373.60	7,373.00
						20,934.00	18,933.00
HEALTH SERVICES AGENCY	1	361950	42384	TIDES CENTER	SCIVNOAM	50,000.00	35,000.00
HEALTH SERVICES AGENCY	1	364022	40894	TULARE CO OFFICE OF EDUCATION	SECIVAMD	4,500.00	4,500.00
HEALTH SERVICES AGENCY	1	363101	40626	STATE OF CALIFORNIA-DEPARTMENT OF HEALTH CARE SERV	SCIVNOAM	1.00	1.00
HEALTH SERVICES AGENCY	1	362300	40662	CA DEPT OF PUBLIC HEALTH	SCIVNOAM	200,000.00	185,000.00
HEALTH SERVICES AGENCY	1	362800	40660	CA DEPT OF PUBLIC HEALTH	SECIVAMD	532,161.00	491,764.00
HEALTH SERVICES AGENCY	1	362200	40684	CA DEPT OF PUBLIC HEALTH	SCIVNOAM	112,385.00	112,384.00
HEALTH SERVICES AGENCY	1	363101	41150	SANTA CRUZ, CITY OF	SECIVAMD	75,000.00	97,948.00
HEALTH SERVICES AGENCY	1	364012	42022	ENCOMPASS COMMUNITY SERVICES	SCIVNOAM	2,500.00	2,500.00
HEALTH SERVICES AGENCY	1	364042	40622	STATE OF CALIFORNIA-DEPARTMENT OF HEALTH CARE SERV	SCIVNOAM	5,967,837.00	5,967,837.00
HEALTH SERVICES AGENCY	2	364042	40690	STATE OF CALIFORNIA-DEPARTMENT OF HEALTH CARE SERV	SCIVNOAM	3,487,128.00	3,487,128.00
						9,454,965.00	9,454,965.00
HEALTH SERVICES AGENCY	1	362851	40690	CA DEPT OF PUBLIC HEALTH	SCIVNOAM	199,141.00	202,129.00
HEALTH SERVICES AGENCY	1	362200	40664	CA DEPT OF PUBLIC HEALTH	SCIVNOAM	33,314.00	33,314.00
HEALTH SERVICES AGENCY	1	361210	41674	CENTRAL CALIF ALLIANCE FOR HLTH	SECIVAMD	1.00	1.00
HEALTH SERVICES AGENCY	1	363101	40624	STATE OF CALIFORNIA-DEPARTMENT OF HEALTH CARE SERV	SCIVNOAM	19,795,256.00	21,670,047.00
HEALTH SERVICES AGENCY	1	362800	40894	SANTA CRUZ COUNTY REGIONAL TRANSP COMM (SCCRTC)	SCIVNOAM	65,000.00	65,000.00
HEALTH SERVICES AGENCY	2	362800	40894	SANTA CRUZ COUNTY REGIONAL TRANSP COMM (SCCRTC)	SCIVNOAM	65,000.00	65,000.00
HEALTH SERVICES AGENCY	3	362800	40894	SANTA CRUZ COUNTY REGIONAL TRANSP COMM (SCCRTC)	SECIVAMD	40,000.00	20,000.00
						170,000.00	150,000.00
HEALTH SERVICES AGENCY	1	365200	40668	CA DEPT OF PUBLIC HEALTH	SCIVNOAM	1.00	1.00
HEALTH SERVICES AGENCY	1	362750	42384	CA DEPT OF PUBLIC HEALTH	SCIVNOAM	13,868.00	12,560.00
HEALTH SERVICES AGENCY	1	367200	40872	STATE WATER RESOURCES CONTROL BOARD	SECIVAMD	105,000.00	105,000.00
HEALTH SERVICES AGENCY	1	360140	40935	STATE OF CALIFORNIA-DEPARTMENT OF HEALTH CARE SERV	SECIVAMD	500,000.00	500,000.00
HEALTH SERVICES AGENCY	1	362110	40894	CA DEPT OF PUBLIC HEALTH	SCIVAMD	550,000.00	550,000.00
HEALTH SERVICES AGENCY	1	360140	40935	STATE OF CALIFORNIA-DEPARTMENT OF HEALTH CARE SERV	SCIVNOAM	917,827.00	917,827.00
HEALTH SERVICES AGENCY	1	361950	40954	VENDORLESS VENDOR	SECIVAMD	486,281.00	486,281.00
HEALTH SERVICES AGENCY	1	361950	42384	CENTRAL CALIF ALLIANCE FOR HLTH	SECIVAMD	120,000.00	120,000.00
HEALTH SERVICES AGENCY	1	362800	40873	DEPT OF TRANSPORTATION	SCIVNOAM	183,000.00	183,504.00
HEALTH SERVICES AGENCY	1	363101	40618	STATE OF CALIFORNIA-DEPARTMENT OF HEALTH CARE SERV	SCIVNOAM	1.00	1.00
HEALTH SERVICES AGENCY	1	364022	40894	TULARE CO OFFICE OF EDUCATION	SECIVAMD	9,000.00	9,000.00
HEALTH SERVICES AGENCY	1	362800	40936	CA DEPT OF PUBLIC HEALTH	SCIVAMD	332,137.00	309,321.00
HEALTH SERVICES AGENCY	1	362010	42384	DIGNITY HEALTH	SECIVNOAM	15,000.00	15,000.00
HEALTH SERVICES AGENCY	1	362800	42065	SANTA CRUZ, CITY OF	SCIVNOAM	15,500.00	15,500.00
HEALTH SERVICES AGENCY	1	363101	41150	SANTA CRUZ, CITY OF	SECIVAMD	60,000.00	120,000.00
HEALTH SERVICES AGENCY	1	362200	40996	CA DEPT OF PUBLIC HEALTH	SECIVAMD	40,000.00	30,000.00
HEALTH SERVICES AGENCY	2	362200	40996	CA DEPT OF PUBLIC HEALTH	SECIVAMD	2,539.00	2,539.00
						42,539.00	32,539.00
HEALTH SERVICES AGENCY	1	362800	41095	CA Office of Traffic Safety	SCIVAMD	195,000.00	215,000.00
HEALTH SERVICES AGENCY	1	362300	40690	CA DEPT OF PUBLIC HEALTH	SECIVAMD	442,451.00	110,560.00
HEALTH SERVICES AGENCY	1	362200	40666	CA DEPT OF PUBLIC HEALTH	SECIVAMD	25,000.00	67,469.00

Department Title	Item #	GL Key	GL Obj	Contractor	2019-20 CalSEC Type	2018-19 Amt	2019-20 Amt
HEALTH SERVICES AGENCY	1	360180	40440	VOLUNTEER CENTERS OF SANTA CRUZ COUNTY	SCIVNOAM	39,668.00	39,668.00
HEALTH SERVICES AGENCY	1	363140	40440	TELECARE CORPORATION	SCIVNOAM	240,000.00	240,000.00
HEALTH SERVICES AGENCY	1	361950	40954	VENDORLESS VENDOR	SECIVAMD	86,189.00	86,189.00
HEALTH SERVICES AGENCY	1	360180	40440	ENCOMPASS COMMUNITY SERVICES	SCIVNOAM	66,816.00	66,816.00
HEALTH SERVICES AGENCY	1	360180	40440	ENCOMPASS COMMUNITY SERVICES	SCIVNOAM	45,408.00	45,408.00
HEALTH SERVICES AGENCY	1	360180	40440	FRONT STREET INC	SCIVNOAM	52,740.00	52,740.00
HEALTH SERVICES AGENCY	1	361100	40996	Health Resources and Services Administration	SCIVNOAM	2,233,642.00	1,924,000.00
HEALTH SERVICES AGENCY	2	361950	40996	Health Resources and Services Administration	SCIVNOAM	705,360.00	676,000.00
						2,939,002.00	2,600,000.00
HEALTH SERVICES AGENCY	1	363141	41675	VENDORLESS VENDOR	SCIVNOAM	1.00	1.00
HEALTH SERVICES AGENCY	1	362750	41006	CA DEPT OF PUBLIC HEALTH	SECIVAMD	268,536.00	268,536.00
HEALTH SERVICES AGENCY	1	362310	40980	VENDORLESS VENDOR	SCIVNOAM	449,706.00	456,452.00
HEALTH SERVICES AGENCY	1	362750	42384	CA DEPT OF PUBLIC HEALTH	SCIVNOAM	125,000.00	125,000.00
HEALTH SERVICES AGENCY	1	362010	42384	AMERICAN MEDICAL RESPONSE WEST	SCIVNOAM	1.00	1.00
HEALTH SERVICES AGENCY	1	365001	42384	DIGNITY HEALTH	SCIVNOAM	1.00	1.00
HEALTH SERVICES AGENCY	1	365001	42384	SUTTER MATERNITY & SURGERY CENTER	SCIVNOAM	1.00	1.00
HEALTH SERVICES AGENCY	1	365001	42384	WATSONVILLE HOSPITAL CORP	SCIVNOAM	1.00	1.00
HEALTH SERVICES AGENCY	1	362200	40666	CA DEPT OF PUBLIC HEALTH	SECIVAMD		67,469.00
HEALTH SERVICES AGENCY		135461	40904	CA State Wildlife Conservation Board	SECIVNOAM	124,455.00	197,154.00
HEALTH SERVICES AGENCY	2	364022	40988	STATE OF CALIFORNIA-DEPARTMENT OF HEALTH CARE SERV	SECIVAMD		542,526.00
HEALTH SERVICES AGENCY	4	364012	40622	STATE OF CALIFORNIA-DEPARTMENT OF HEALTH CARE SERV	SCIVNOAM		389,923.00
HEALTH SERVICES AGENCY	3	364032	40622	STATE OF CALIFORNIA-DEPARTMENT OF HEALTH CARE SERV	SCIVNOAM		643,363.00
HEALTH SERVICES AGENCY	1	364022	40997	FED SAMHSA DRG FR SPP (DFC)	SCIVNOAM	125,000.00	125,000.00
HEALTH SERVICES AGENCY	1	361210	41674	Alliance CCAH	SCIVNOAM	10,000.00	10,000.00
HEALTH SERVICES AGENCY	2	361310	41674	Alliance CCAH	SCIVNOAM	10,000.00	10,000.00
HEALTH SERVICES AGENCY	3	361951	41674	Alliance CCAH	SCIVNOAM	10,000.00	10,000.00
HEALTH SERVICES AGENCY	1	365001	42047	Safety Net Providers	SCIVNOAM		70,583.00
HUMAN SERVICES DEPT	1	392100	41160	HOUSING AUTHORITY OF COUNTY OF SC	SECIVAMD	23,334.00	23,334.00
HUMAN SERVICES DEPT	1	392100	41161	FIRST 5 SANTA CRUZ COUNTY COMMISSION	SECIVAMD	452,190.00	452,190.00
INFORMATION SERVICES	1	424200	42131	SCOTTS VALLEY POLICE DEPARTMENT	SCVINOAM	6,328.44	6,328.44
TECHNICAL RADIO SERVICE 2006	1	431000	41232	SANTA CRUZ FIRE DEPARTMENT	SCVINOAM	38,000.00	38,000.00
TECHNICAL RADIO SERVICE 2006	1	431000	41232	SANTA CRUZ REGIONAL 9-1-1	SCVINOAM	15,085.00	3,771.25
TECHNICAL RADIO SERVICE 2006	1	431000	41232	CITY OF SANTA CRUZ	SCVINOAM	11,099.00	11,099.00
TECHNICAL RADIO SERVICE 2006	1	431000	41232	SANTA CRUZ REGIONAL 9-1-1	SCVINOAM	46,027.00	46,027.00
TECHNICAL RADIO SERVICE 2006	1	431000	41232	CAPITOLA POLICE DEPARTMENT, CITY OF	SCVINOAM	2,820.00	2,820.00
TECHNICAL RADIO SERVICE 2006	1	431000	41232	SCOTTS VALLEY WATER DISTRICT	SCVINOAM	3,187.00	3,187.00
TECHNICAL RADIO SERVICE 2006	1	431000	40440	AT&T	SCVINOAM	15,947.00	15,947.00
TECHNICAL RADIO SERVICE 2006	1	431000	40440	VERIZON	SCVINOAM	10,695.00	10,695.00
PARKS, OPEN SPACE & CULTURAL S	1	492100	40440	SENIOR CITIZENS ORGANIZATION OF SAN LORENZO VALLEY	SCIVNOAM	1.00	1.00
PARKS, OPEN SPACE & CULTURAL S	1	492100	40440	COMMUNITY BRIDGES	SCIVNOAM	1.00	1.00
PARKS, OPEN SPACE & CULTURAL S	1	492100	40440	SANTA CRUZ COUNTY OFFICE OF EDUCATION	SCIVNOAM	16,561.00	16,892.00
PARKS, OPEN SPACE & CULTURAL S	1	492100	40440	VENDORLESS VENDOR	SCIVNOAM	1.00	1.00
PROBATION	1	574100	41155	SANTA CRUZ COUNTY OFFICE OF EDUCATION	SECTION IVAM	39,000.00	39,000.00
SHERIFF-CORONER	1	661200	41548	SAN LORENZO VALLEY UNIFIED SCHOOL DISTRICT	SECIVAMD	31,459.00	33,488.00
SHERIFF-CORONER	1	661200	41548	CABRILLO COLLEGE	REVENUE	677,599.00	746,305.00
SHERIFF-CORONER	1	661200	41548	PAJARO VALLEY UNIFIED SCHOOL DISTRICT	SECIVAMD	131,838.00	139,954.00
SHERIFF-CORONER	1	661200	41548	14TH DISTRICT AGRICULTURAL ASSOCIATION	SECIVAMD	19,713.04	20,000.00

Revenue Agreements to be Renewed for Fiscal Year 2019-20

Department Title	Item #	GL Key	GL Obj	Contractor	2019-20 CalSEC Type	2018-19 Amt	2019-20 Amt
SHERIFF-CORONER	1	661200	42056	UNIVERSITY OF CALIFORNIA SANTA CRUZ	SECIVAMD	3,090.00	3,090.00
SHERIFF-CORONER	1	661200	42056	DIGNITY HEALTH	SECIVAMD	20,000.00	20,000.00
SHERIFF-CORONER	1	661200	42056	WATSONVILLE POLICE DEPARTMENT	SECIVAMD	34,863.00	35,105.00
SHERIFF-CORONER	1	661200	42056	CAPITOLA POLICE DEPARTMENT, CITY OF	SECIVAMD	6,683.00	6,940.00
SHERIFF-CORONER	1	661200	42056	SANTA CRUZ POLICE DEPT, CITY OF	SECIVAMD	42,790.00	43,659.00
SHERIFF-CORONER	1	661200	42056	SCOTTS VALLEY POLICE DEPARTMENT	SECIVAMD	7,998.00	8,012.00
SHERIFF-CORONER	1	661200	41548	14TH DISTRICT AGRICULTURAL ASSOCIATION	SECIVAMD	15,500.00	15,500.00
SHERIFF-CORONER	1	661200	41548	SANTA CRUZ CITY SCHOOLS	SECIVAMD	68,919.00	72,977.00

This Page Intentionally Left Blank