THE COUNTY OF SANTA CRUZ

ADOPTED BUDGET | FISCAL YEAR 2022-23

Recommended by
Carlos J. Palacios
County Administrative Officer

Compiled by
Edith Driscoll
Auditor-Controller-Treasurer-Tax Collector

The last strands of morning mist disintegrate as the sun demands its rightful place in the low heavens. Within moments not a cloud remains in the brilliant expanse above. Below, the blue of the vast Pacific deepens. Neoprene clad surfers revel in the perpetual grid of rollers, seeking the perfect wave amid the morning scent of kelp and the soothing sounds of tumbling tides.

Once touted as the last true “surf ghetto”, the neighborhoods surrounding Pleasure Point have evolved over the years. The reliability of the waves continues, but gritty Point Boys have been replaced with tech impresarios, bologna sandwiches and beer have been replaced with kale salad and kombucha. Weather battered cottages have perished at the hand of glass and steel and money. Is it loss or gain? Cause for celebration or lamentation?

The waves are timeless though. The sun, the cold water. Guaranteed are we of days of calm and also tremendous swell. The cliffs will withstand battering for only so long. Sun-kissed turns to grey. We journey from soft-top to shortboards to longboards. Change is inevitable, but the waves will remain.

Photo Credit: Neil Simmons Photography

PREFACE

Dear Citizens:

This is the adopted budget for the County of Santa Cruz as compiled by the County Auditor-Controller / Treasurer-Tax Collector.

This adopted budget document is the spending plan for fiscal year 2022-2023. A brief description of the contents follows:

- Budget Introduction presents a budget overview and narrative descriptions of the various organizations represented in the budget.
- Schedule 1 is a summary of all funds', including enterprise funds and internal service funds', financing requirements, both sources and uses, summarized by fund type.
- Schedules 2 and 12 are summaries of the governmental and special district funds' financing requirements, both sources and uses.
- Schedules 3 and 13 show the carry over fund balances available for financing the current year budget. They represent the unexpended balance available from the previous year.
- Schedules 4 and 14 reflect the reserve requirements of the various funds.
- Schedule 5 (page 1) shows the summary of additional financing sources by revenue object. Schedule 5 (page2) summarizes additional financing sources by fund types.
- Schedule 6 shows the financing sources by line item detail for each of the general government operations by fund and source.
- Schedule 7 is a recap of budget uses by function and fund for general government operations.
- Schedule 8 shows the detail of budget uses by function and fund for general government operations.
- Schedules 9 and 15 show the financing uses and sources detail line item for each general government operation and special purpose district.
- Schedule 10 reflects the operations of internal service funds.
- Schedule 11 reflects the operations of enterprise funds.

Sincerely yours,

Chairperson	Manu Koenig,	Supervisor 1st District
	Zach Friend,	Supervisor 2nd District
	Ryan Coonerty,	Supervisor 3rd District
	Greg Caput,	Supervisor 4th District
	Bruce McPherson,	Supervisor 5th District

This Page Intentionally Left Blank

TABLE OF CONTENTS

This Page Intentionally Left Blank

COUNTY OF SANTA CRUZ

2022-2023 Adopted Budget

Table of Contents

	Organizational Reference	Page
PREFEACE		
TABLE OF CONTENTS		
BUDGET INTRODUCTION		i
COUNTY FUND SUMMARIES		
Schedule 1 - All Funds Summary		1
Schedule 2 - Governmental Funds Summary		2
Schedule 3 - Fund Balance – Governmental Funds		3
Schedule 4 – Obligated Fund Balances – Governmental Funds		4
Schedule 5 - Summary of Additional Financing Sources by Source and Fund		5
Schedule 6 - Detail of Additional Sources by Fund and Account		7
Schedule 7 - Summary of Financing Uses by Function and Fund		26
Schedule 8 - Detail of Financing Uses by Function, Activity, and Budget Unit		29
COUNTY BUDGET DETAIL SCHEDULE 9 – DETAIL OF FINANCING SOURCES AND USES		
COUNTY DEPARTMENTAL		
Agricultural Commission & Wts & Measures - Department 3		
Agricultural Commissioner	03/20/00.	35
Weights and Measures	03/30/00	37
Staffing for Mosquito Abatement	03/40/00	39
Agricultural Extension - Department 6	06/00/00	41
Assessor - Department 9	09/00/00	42
Auditor-Controller/Treasurer-Tax Collector - Department 12	12/00/00	44
Board of Supervisors - Department 15	15/00/00	47
County Administrative Office - Department 18		
County Administrative Office	18/10/00	48
Clerk of the Board	18/20/00	50
Economic Development	18/30/00	52
Cannabis Licensing Office	18/40/00	53
Homeless Coordinator	18/50/00	55
Office of Response, Recovery and Resiliency	18/60/00	56
County Clerk/Elections - Department 21		
County Clerk Elections	21/40/00	57
County Clerk Elections/Clerk Special Services	21/40/10	59
County Recorder - Department 23	23/00/00	61
County Counsel - Department 24	24/00/00	63
Child Support Services - Department 25	25/00/00	65

COUNTY OF SANTA CRUZ

2022-2023 Adopted Budget

Table of Contents

	Organizational Reference	Page
District Attorney/Public Administration - Department 27	27/00/00	67
Office of Emergency Services - Department 30		
Office of Emergency Services	30/20/00	70
Communications - Office of Emergency Services	30/30/00	72
County Fire Service - Office of Emergency Services	30/40/00	73
General Services - Department 33		
General Services	33/10/00	76
Facilities Management	33/30/00	78
Purchasing	33/40/10	81
Central Stores	33/40/20	82
Grand Jury - Department 35	35/00/00	84
Health Services Agency - Department 36	36/00/00	85
Human Services Department - Department 39		
Homelessness Programs	39/10/20	93
Shelter and Care	39/10/30	95
SCZ Complex Fire Shelters	39/10/50	97
Workforce Innovation and Opportunity Act Grant	39/10/60	98
Social Services	39/20/10	100
Categorical Aids	39/20/20	104
General Assistance	39/20/30	106
Family Relations	39/20/40	107
Veterans' Service	39/30/00	108
Public Guardian	39/40/00	109
Community Services	39/50/00	111
Technical Radio Services - Department 43	43/00/00	113
County Contributions to Courts - Department 45	45/00/00	115
Parks, Open Spaces and Cultural Services - Department 49	49/00/00	117
Personnel - Department 51		
Personnel	51/00/00	120
Risk Management - Liability	51/50/20	122
Planning - Department 54	54/00/00	123
Probation - Department 57		
Juvenile Hall	57/20/00	127
Probation	57/40/00	129
State Correctional Schools	57/60/00	132
Care of Court Wards	57/70/00	133
Public Defender - Department 59	59/00/00	134
Public Works - Department 60		

COUNTY OF SANTA CRUZ

2022-2023 Adopted Budget

Table of Contents

		Organizational Reference	Page
Public Works Real Estate	Fund 10-900	60/20/00	136
Public Works Roads Surveyor	Fund 10-901	60/20/00	137
Public Works Live Oak Parking	Fund 10-902	60/20/00	138
Public Works Construction Insp	Fund 10-903	60/20/00	139
Publics Works Engineering	Fund 10-904	60/50/00	140
Public Works RIFs	Fund 21-001	60/20/00	141
Public Works TIFs	Fund 21-002	60/20/00	142
Public Works Transportation	Fund 21-220	60/20/00	143
Public Works Road Fund	Fund 25	60/20/00	144
Road Fund Projects Schedule			146
Sheriff-Coroner - Department 66			
Sheriff-Coroner/Administration		66/10/10	147
Sheriff-Coroner/Records		66/10/15	149
Sheriff-Coroner/Sheriff Staff		66/10/20	150
Sheriff-Coroner/Patrol Division		66/10/30	152
Sheriff-Coroner/Forensics		66/10/35	154
Sheriff-Coroner/Investigations Division		66/10/40	155
Sheriff-Coroner/SART Program		66/10/43	157
Sheriff-Coroner/Coroner		66/10/45	159
Sheriff-Coroner/Burial of Indigents		66/10/50	160
Sheriff-Coroner/Civil Division		66/10/70	161
Sheriff-Coroner/Community Centers		66/10/80	163
Sheriff-Coroner/Vehicle Abatement Program		66/10/85	165
Detention & Correction		66/20/00	166
Court Security		66/40/00	169
CUSTODIAL FUNDS - DEPARTMENT 13			
Auditor-Controller Oversight			
Finance		13/12/20	171
Debt Service - Certificates of Participation		13/12/15	173
Debt Service - TRAN		13/12/17	174
Reserves - Contingencies		13/13/25	175
Reserves – Contingencies – Tech Appropriation		13/13/77	176
County Administrative Officer Oversight			
Health and Safety, Air Pollution		13/18/10	177
Public Protection, Animal Shelter		13/18/20	178
Public Protection, Assn of Monterey Bay Area Govn		13/18/30	179
Public Protection, Local Agency Formation Commission		13/18/45	180

COUNTY OF SANTA CRUZ

2022-2023 Adopted Budget

Table of Contents

		Organizational Reference		Page
Education, Library	Fund 26-100	13/18/55		181
Education, Library	Fund 26-101	13/18/55		182
Parks, Open Spaces and Cultural Services Oversight				
Art in Public Places Fund 21-300	Fund 21-300	13/49/35		183
Cultural Services		13/49/45		184
Planning Oversight				
Fish and Game	Fund 21-225			185
Housing	Fund 21-025			186
Housing-LMIH Asset	Fund 21-030			187
Housing-Other	Fund 21-031			188
Housing-Other	Fund 21-032			189
Housing-RDA CDBG	Fund 21-026			190
Housing-Subdiv In-Lieu	Fund 21-027			191
Housing-Paloma Del Mar	Fund 21-028			192
Housing-Home Grant	Fund 21-029			193
PLANT INCLUDING PARK DEDICATION - DEPARTMENT 19			Fund Type/Fund	
Plant Acquisition		19/00/00	10/000	195
Unincorp County		19/00/00	21/115	196
La Selva I-01		19/00/00	21/120	197
Aptos I-02		19/00/00	21/125	198
Live Oak I-03		19/00/00	21/130	199
Pajaro I-04		19/00/00	21/135	200
San Andreas II-05		19/00/00	21/140	201
Carbonera II-06		19/00/00	21/145	202
Soquel II-07		19/00/00	21/150	203
San Lorenzo II-08		19/00/00	21/155	204
Aptos Hills III-09		19/00/00	21/160	205
Skyline III-10		19/00/00	21/165	206
Summit III-11		19/00/00	21/170	207
Eureka III-12		19/00/00	21/175	208
North Coast III-13		19/00/00	21/180	209
Bonny Doon III-14		19/00/00	21/185	210
Salsipuedes III-15		19/00/00	21/190	211
Alba Rec		19/00/00	21/195	212
Boulder Creek Rec		19/00/00	21/200	213
La Selva Rec		19/00/00	21/205	214
Opal Rec		19/00/00	21/210	215

COUNTY OF SANTA CRUZ

2022-2023 Adopted Budget

Table of Contents

	Organizational Reference		Page
CERTS Reserve	19/00/00	21/215	216
Fund Interest	19/00/00	21/216	217
State Park Bonds	19/00/00	21/310	218
CAPITAL PROJECTS FUNDS - DEPARTMENT 19		Fund Type/Fund	
County Capital Projects	19/00/00	40/100	219
Measure E Capital Projects	19/00/00	40/400	232
Capital Projects Contingency Fund	19/00/00	42/100	235
Soquel Linear Park & Parking Fund	19/00/00	42/217	238
Aptos Park Fund	19/00/00	49/125	241
Live Oak Park Fund	19/00/00	49/130	244
Soquel Park Fund	19/00/00	49/150	247
SUMMARY OF ALLOWED POSITIONS			
Summary of Allowed Positions			251
Allowed, Recommended & Adopted Positions			252
Salary Ranges			273
INTERNAL SERVICE FUNDS – SCHEDULE 10		Fund Type/Fund	
General Services Fleet Operations Service Center		60/110	285
Information Services		60/100	287
Information Services Central Duplicating		60/115	289
Personnel Dental Health Insurance		60/118	290
Personnel Risk Management and Self Insurance		60/130	291
Personnel Liability and Property Insurance		60/120	293
Personnel Workers Comp Self Insurance		60/140	294
Personnel State Unemployment Insurance		60/135	295
Personnel Employee Benefits-Staffing		60/116	296
Public Works		60/105	297
ENTERPRISE FUNDS – SCHEDULE 11			
Boulder Creek CSA 7		50/105	299
County Disposal Sites CSA 9C Capital Improvements		50/110	300
Ben Lomond Closure		50/120	301
Buena Vista Closure		50/121	302
Davenport Sanitation		50/125	303
Davenport Davis-Grunsky Loan		33/155	304
Freedom Co Sanitation		50/130	305

COUNTY OF SANTA CRUZ

2022-2023 Adopted Budget

Table of Contents

	Organizational Reference		Page
Freedom Co Sanitation Expansion Construction		50/140	306
Place De Mer CSA #2		50/143	307
Rolling Woods CSA 10		50/170	308
Sand Dollar CSA 5		50/200	309
SC Septic Tank Maintenance CSA 12 General		50/215	310
SC Septic Tank Maintenance CSA 12 Capital Improvements		50/220	311
SC Septic Tank Maintenance CSA 12 Zone A		50/225	312
Trestle Beach CSA 20		50/230	313
SPECIAL DISTRICT FUND SUMMARY SCHEDULES			
Schedule 12 - Special Districts and Other Agencies Summary			315
Schedule 13 - Fund Balance - Special Districts and Other Agencies			317
Schedule 14 - Special Districts and Other Agencies – Obligated Fund Balances			319
SPECIAL DISTRICT BUDGETS			
SPECIAL DISTRICT BUDGETS - SCHEDULE 15 - PUBLIC PROTECTION			
CSA #48 - County Fire Protection	304400		321
Extended Police Protection CSA#38	136601		322
Graham Hill CSA #57	622175		323
Pajaro St Drain Maint Dist	622245		324
CSA #4 - Pajaro Dunes	304300		326
SC Flood Control & Water Conservation Zone 4 (EH)	135461		328
SC Flood Control & Water Conservation Zone 5	622350		330
SC Flood Control & Water Conservation	135462		331
SC Flood Control & Water Conservation Zone 8	622360		333
SC Flood Control & Water Conservation Zone 5 Exp. Constr.	622365		334
SC Flood Control & Water Conservation Zone 6	622375		335
SC Flood Control & Water Conservation Zone 7	622380		336
SC Flood Control & Water Conservation Zone 7A	622385		337
SPECIAL DISTRICT BUDGETS - SCHEDULE 15 - HEALTH AND SANITATION			
Mosquito Abatement CSA #53	130320		339
Mosquito Abatement CSA #53 - North	130321		340
SPECIAL DISTRICT BUDGETS - SCHEDULE 15 - RECREATION			
CSA # 11-Parks and Recreation	134910		341
SPECIAL DISTRICT BUDGETS - SCHEDULE 15 - ROADS			

COUNTY OF SANTA CRUZ

2022-2023 Adopted Budget

Table of Contents

	Organizational Reference	Page
Aptos Seascape CSA 3	622100	343
Braemoor CSA 47	622105	344
Co Hwy Safety Serv Area 9	622115	345
Co Hwy Safety Serv Area 9 Zone A	622120	347
Co Hwy Safety Serv Area 9 Zone B	622125	349
Co Road Maintenance CSA 9D Zone 1	622130	350
Co Road Maintenance CSA 9D Zone 2	622135	351
Co Road Maintenance CSA 9D Zone 3	622140	352
Streetscape - CSA #9E	136105	353
Soquel Village – CSA #9F	622142	354
Country Estates CSA 35	622145	355
Empire Acres CSA 17	622150	356
Bonita Encino CSA 43	622160	357
Forest Glen CSA 36	622165	358
Felton Grove CSA 56	622166	359
Glenwood Acres CSA #30	622170	360
Hidden Valley CSA 26	622180	361
Hopkins Gulch CSA 51	622185	362
Huckleberry Woods Rd Maint CSA 15	622190	363
Hutchinson Rd CSA 13	622195	364
Oakflat Road CSA 13A	622200	365
Kelly Hill CSA 22	622210	366
Larsen Rd CSA #34	622215	367
Loma Prieta CSA 41	622220	368
Lomond Terrace CSA #28	622225	369
McGaffigan Mill Road CSA 59	622231	370
Old Ranch Rd CSA 23	622240	371
Pinecrest CSA 46	622265	372
Pineridge CSA #24	622275	373
Ralston Way CSA 40	622285	374
Redwood Dr CSA #33	622300	375
Reed Street CSA 39	622305	376
Roberts Rd CSA 37	622310	377
Ridge Drive CSA # 58	622312	378
Riverdale Park Road CSA 55	622317	379
Robak Dr CSA 16	622320	380
Sunlit Ln CSA 42	622400	381
Sunbeam Woods CSA 44	622405	382

COUNTY OF SANTA CRUZ

2022-2023 Adopted Budget

Table of Contents

	Organizational Reference	Page
Vineyard CSA #50	622410	383
View Circle CSA #32	622420	384
Viewpoint Rd CSA #25	622425	385
Upper Pleasant Valley 52	622435	386
Westdale Dr CSA 21	622440	387
Whitehouse CSA #18	622445	388
SPECIAL DISTRICT BUDGETS - SCHEDULE 15 - REDEVELOPMENT SUCCESSOR AGENCY		
RDA Admin - LO/SOQ RDA-Capital Project	610110	389
RDA Administration - Property Management	610115	390
RDA Capital Projects Fund	611100	391
CO RDA S/A Tax Increment-Cap Proj	136110	392
APPENDIX		
Adopted Budget Actions for 2022-2023 Fiscal Year		393
Attachment A - Resolution Adopting the Adopted Budget		397
Attachment B - Resolution Establishing Fiscal Year 2022-2023 Appropriation Limit		399
Exhibit B - Attachment 1 - Calculation of Appropriations Subject to Limitation 2022-2023		401
Exhibit B - Attachment 2 - Board of Supervisors Governed Districts Appropriation Limitations		402
Attachments C-E – Resolutions Accepting Unanticipated Revenue		403
Attachment F - Ratification of 2021-2022 Yearend AUD74 Budget Transfers		409
Attachment G - Funds Requiring Budgetary Changes in Appropriations Due to Available Financing		411
2021-2022 Encumbrance Balances Rebudgeted for 2022-2023		412
2022-2023 Tax Rates		418
Resolution Fixing 2022-2023 Tax Rates		420
Attachment A - 2022-2023 Secured Tax Rates		421
Board Governed Districts Annual Charges		423
Expenditures Agreements to be Renewed for Fiscal Year 2022-2023		430
Revenue Agreements to be Renewed for Fiscal Year 2022-2023		450

INTRODUCTION

This Page Intentionally Left Blank

BUDGET INTRODUCTION

This budget document conforms to the reporting standards imposed by the State Controller of California. This official document contains many schedules and summaries designed to satisfy the needs of knowledgeable budget users, analysts, accountants, and statisticians. Consequently, we have prepared the following foreword to present an overview of the budget which is adopted by the Board of Supervisors in much greater detail herein.

- The total budget or spending plan for the 2022-2023 fiscal year can best be presented in six parts: the general government fund, special revenue funds, capital project funds, internal service funds, enterprise funds, and special district funds governed by the Board of Supervisors. The table below summarizes these fund types.

General Fund	$	712	Million
Special Purposes Revenue Funds		134	Million
Capital Project Funds		65	Million
Subtotal		911	Million
Internal Service Funds		136	Million
Enterprise Funds		34	Million
Special District Funds - Non Enterprise		59	Million
Subtotal		229	Million
Total Governmental Funds and Board Governed Special Districts	$	1,140	Million

- The chart below shows the distribution of governmental funds, which include the general and special revenue funds, by functional areas of government.

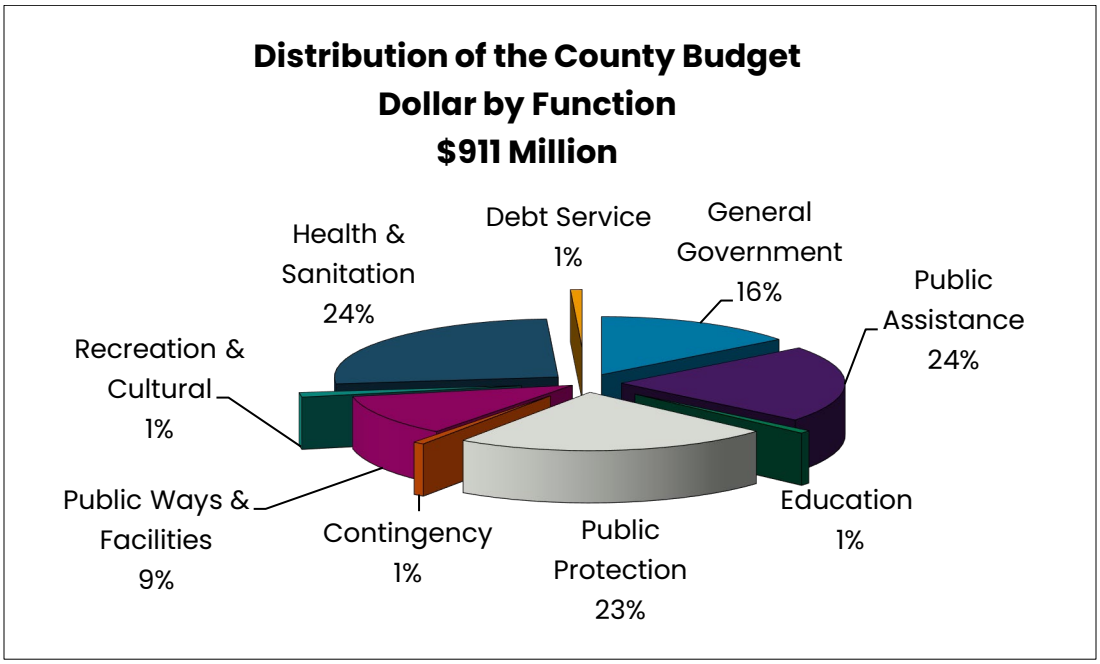

- The next chart shows the revenues by source that support the governmental funds, including the general and special revenue funds.

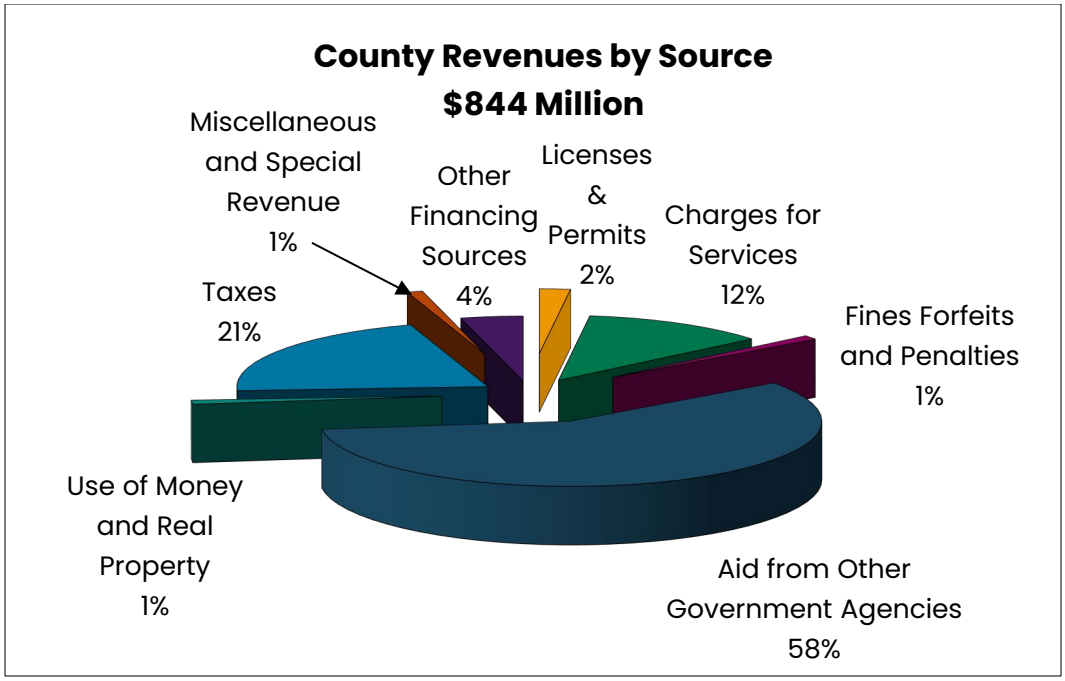

The chart above shows that 58% of revenues are derived from the State of California or the Federal government. This chart demonstrates the extent of mandated State and Federal programs that are carried out by our county government.

- The following chart reflects the net county cost as percentages by functional area of the general fund balance financed from local revenues.

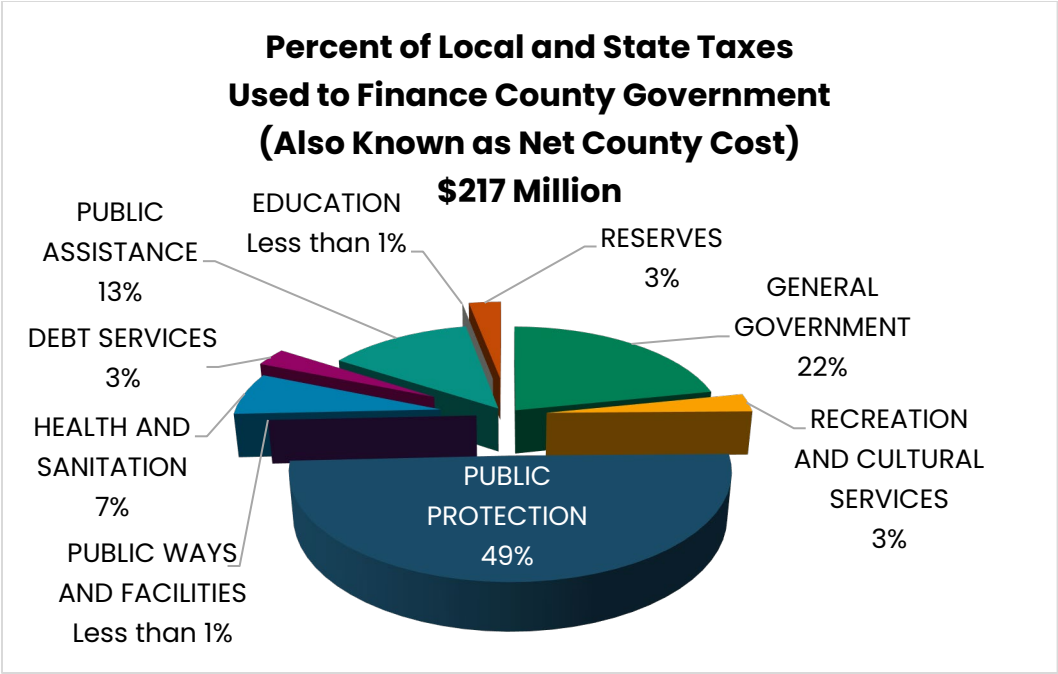

- The following chart shows the County's population change over the past 10 years, as well as the change in the number of County full time equivalent (FTE) employees. The 2021-22 population was 266,564.

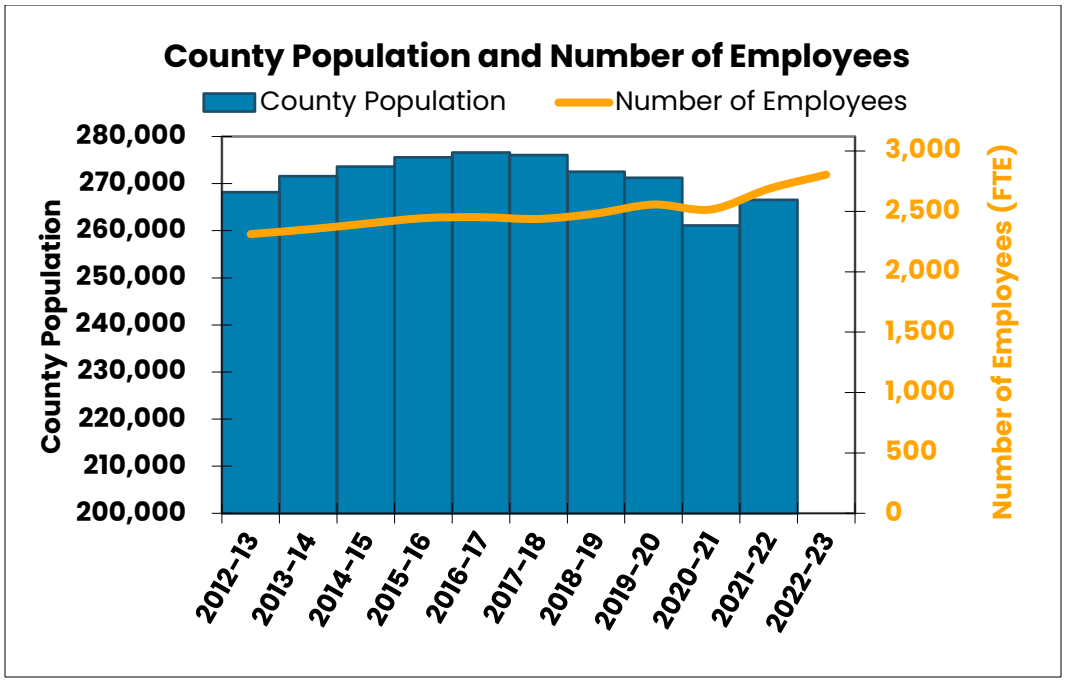

- This chart shows the change in the County's General Fund budget over the past 11 years in actual dollars, and that amount adjusted for the growth in the Consumer Price Index and County population over ten years.

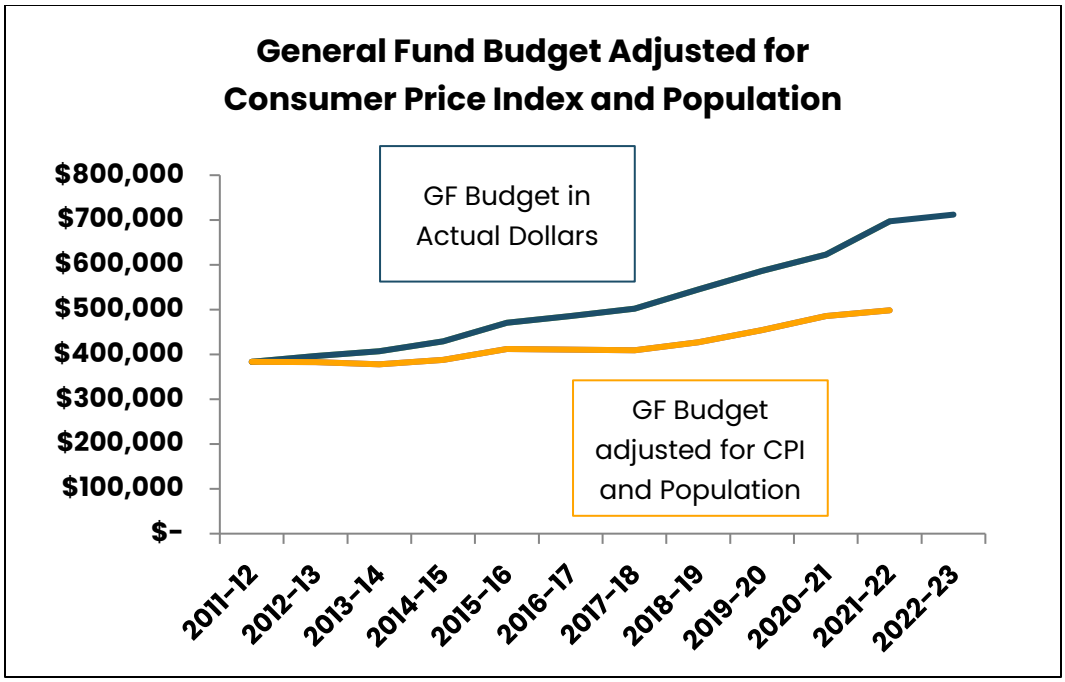

- The table below shows the adopted budget for governmental funds by County Department or Activity. This table also reflects the number of employee positions authorized by the Board of Supervisors.

Department Description	Revenue	Expenditures	Net Cost	Budgeted Positions
Agricultural Commissioner	$ 3,505,757	$ 4,353,699	$ 847,942	27.81
Agricultural Extension Ser	0	150,627	150,627	1.00
Assessor	1,404,230	4,045,876	2,641,646	26.00
Recorder	2,036,724	1,560,150	(476,574)	9.00
Auditor-Controller-Treasurer-Tax Collector	3,850,541	6,379,043	2,528,502	44.55
General Revenues		6,393,634	6,393,634	
Debt Service	1,292,936	7,603,619	6,310,683	
Contingencies	0	7,425,668	7,425,668	
Tech Appropriation	0	500,000	500,000	
Air Pollution	0	64,989	64,989	
Animal Shelter	0	1,805,415	1,805,415	
Association of Monterey Bay Area Gov	0	32,585	32,585	
LAFCO	0	139,755	139,755	
Community Services	0	480,910	480,910	
Board of Supervisors	0	3,368,507	3,368,507	17.00
County Administrative Office	2,198,327	13,279,941	11,081,614	21.00
Cannabis Licensing Office	300,000	356,747	56,747	4.25
Plant Acquisition	0	6,534,202	6,534,202	
County Clerk/Elections	2,327,596	4,701,656	2,374,060	14.00
County Counsel	1,677,293	3,297,452	1,620,159	20.50
Child Support Services	5,914,011	5,914,011	0	33.00
District Attorney	7,859,128	23,597,742	15,738,614	107.00
Emergency Services	773,250	2,667,052	1,893,802	5.00
General Services	1,753,628	5,912,824	4,159,196	58.00
Grand Jury	0	51,697	51,697	
Health Services	221,427,295	235,518,464	14,091,169	755.90
Human Services	156,836,484	183,694,984	26,858,500	577.00
Communications Radio Shop	534,626	534,626	0	7.00
Courts	2,234,207	2,008,163	(226,044)	
Parks	5,402,187	10,989,609	5,587,422	54.50
Personnel	2,765,226	6,820,524	4,055,298	30.00
Planning	14,209,886	19,843,687	5,633,801	80.50
Probation	23,883,370	33,226,302	9,342,932	133.00
Public Defender	469,416	15,144,617	14,675,201	57.00
Public Works	1,027,051	872,501	(154,550)	
Sheriff	31,618,872	92,736,506	61,117,634	367.50
	$ 495,302,041	$ 712,007,784	$ 216,705,743	
General Purpose Revenue	177,581,126		(177,581,126)	
Total General Fund	$ 672,883,167	$ 712,007,784	$ 39,124,617	2,450.51

Department Description	Revenue	Expenditures	Net Cost	Budgeted Positions
Other County Funds				
Art In Public Places	$ 14,385	$ 118,500	$ 104,115	
County Library	7,930,418	7,930,417	(1)	
Library Capital Projects	0	(725,000)		
County Fire	6,005,665	10,130,580	4,124,915	
Fish and Game	12,300	18,000	5,700	
Park Dedication	826,268	2,744,016	1,917,748	
Public Works	102,031,759	101,947,255	(84,504)	
County Housing	3,034,829	9,370,725	6,335,896	
Transportation	280,250	2,682,015	2,401,765	
Capital Project Funds	50,870,719	65,007,243	14,136,524	
Total Other County Funds	$ 171,006,593	$ 199,223,751	$ 28,942,158	0.00
Total County Wide Budget	$ 843,889,760	$ 911,231,535	$ 68,066,775	0.00

Other Budgeted Positions:	
Internal Service Funds and Redevelopment	
General Services - Fleet Services	4.00
Information Service	61.00
Personnel Risk Management, Insurance	13.00
Public Works	275.75
Total Other Budgeted Positions	353.75
Grand Total Budgeted Positions	2,804.26

- The distribution of the County budget for governmental funds by expenditure classifications as a percentage is shown in the following chart.

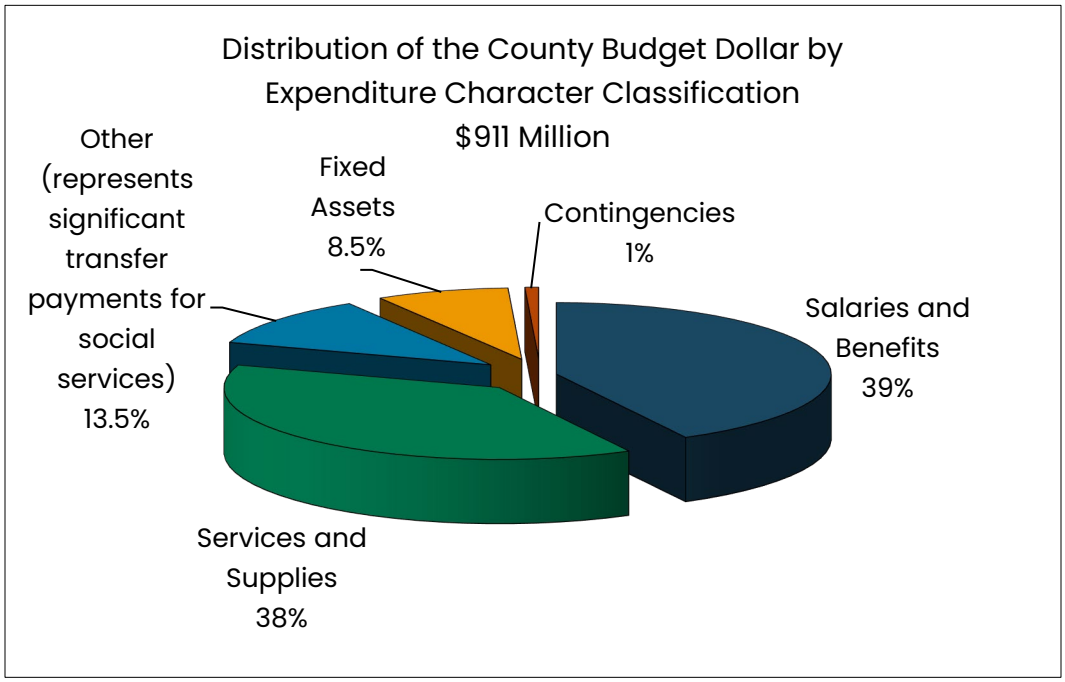

- The following table presents comparative data for the current and prior year for all governmental funds.

Comparative Adopted Budget Summaries
Fiscal Years 2022-2023 and 2021-2022

	2022-2023	2021-2022	Change	% Change
Governmental Funds (General and Special Revenue Funds)				
Total Available Financing	$843,889,760	$828,805,247	$15,084,513	1.82%
Estimated Financing Uses	$911,231,535	$864,447,309	$46,784,226	5.41%
Budgeted Positions	2,804.26	2,686.66	117.60	4.38%
General Fund Only				
Total Available Financing	$672,883,167	$672,702,111	$181,056	0.03%
Estimated Financing Uses	$712,007,784	$689,400,962	$22,606,822	3.18%
Budgeted Positions	2,450.51	2,341.91	108.60	4.64%

- The table below shows the changes in staffing by department.

Changes In Staffing by Department

Agricultural Commissioner	(1.00)
Auditor-Controller/Treasurer-Tax Collector	0.30
County Administrative Office	2.00
Office of Response, Recovery & Resilience	1.00
General Services	3.00
Health Services Agency	106.30
Human Services Department	(44.50)
Information Services	2.00
Parks, Open Space and Cultural Services	3.50
Personnel	4.00
Planning	8.50
Probation	3.50
Public Defender	20.00
Public Works Department	6.00
Sheriff Coroner	3.00
Total Staffing Changes	117.60

- The following chart shows the distribution of all local property taxes to be apportioned in 2022-2023.

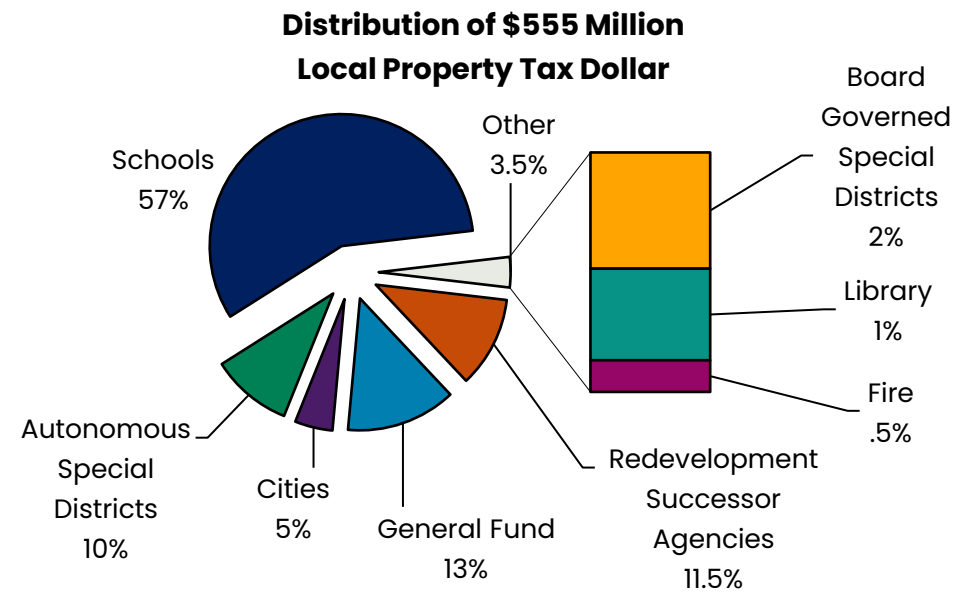

Source: Final Tax Apportionment Worksheet after ERAF

- The following chart shows the distribution by function of the budgets of Special Districts Governed by the Board of Supervisors – Non Enterprise Funds.

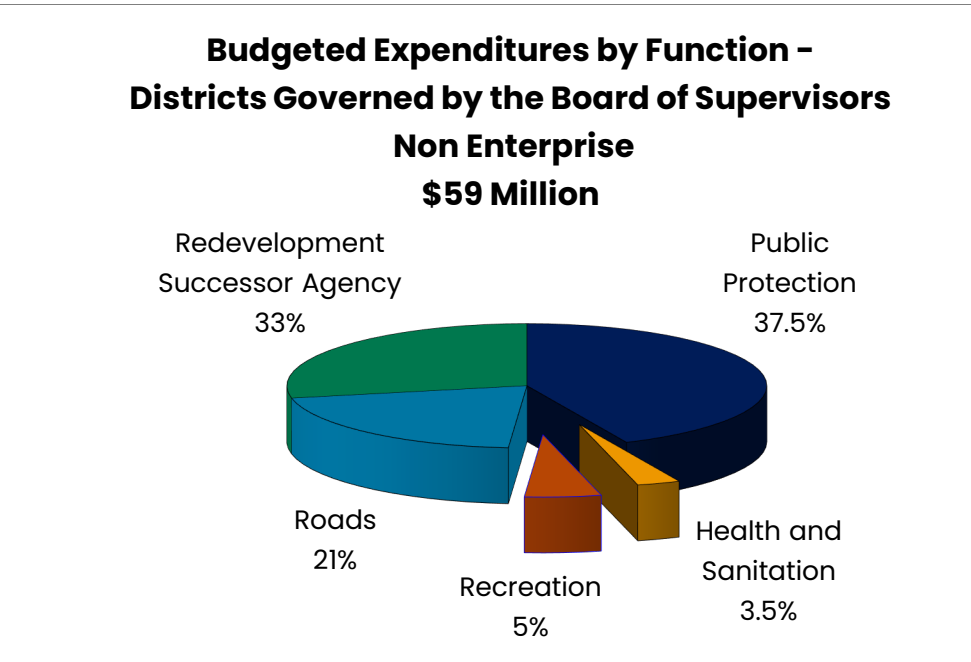

- The following schedules show budgeted department revenues and expenditures by character and function.

COUNTY OF SANTA CRUZ
COUNTYWIDE BUDGETED FINANCIAL SOURCES SUMMARY
FISCAL YEAR 2022-2023

Dept	Fund	Department		Taxes 01	Licenses, Permits and Franchises 05	Fines, Forfeitures, and Assessments 07	Revenue from Use of Money and Property 10	Inter-Governmental Revenue 15
09	10	Assessor	$			1,000		
12	10	Auditor-Controller/Treasurer			250	120,000		
13	10	Custodial		165,186,341	5,714,689	3,510,918	562,894	965,972
15	10	Board of Supervisors						
18	10	County Administrative Office			325,000	600,000		499,612
19	10	Plant						
19	21	Plant					10,165	443,428
19	4X	Plant					480	20,940,250
21	10	County Clerk Elections			175			1,313,971
24	10	County Counsel				21,731		
30	10	Emergency Services						
33	10	General Services					441,217	
43	10	Communications					33,000	
51	10	Personnel					804	
60	10	Public Works					10,189	
		General Government	**$**	**165,186,341**	**6,040,114**	**4,253,649**	**1,058,749**	**24,163,233**
03	10	Agricultural Commissioner			3,500	17,000		1,451,909
13	10	Custodial						
13	21	Custodial				12,000	300	
23	10	County Recorder						
25	10	Child Support Services						5,914,011
27	10	District Attorney				34,550		5,436,291
30	10	Emergency Services						88,250
30	26	Emergency Services		2,761,069			77,670	193,098
35	10	Grand Jury						
39	10	Human Services					102	209,420
45	10	Courts				1,898,320		200,000
54	10	Planning			8,076,288	25,133	15,179	2,951,581
57	10	Probation				17,000		22,951,458
59	10	Public Defender						469,416
60	10	Public Works						
66	10	Sheriff			99,000	141,452	4,400	25,510,314
		Public Protection	**$**	**2,761,069**	**8,178,788**	**2,145,455**	**97,651**	**65,375,748**
60	10	Public Works						
60	21	Public Works					6,750	
60	25	Public Works		3,668,209			24,000	92,044,941
		Public Ways & Facilities	**$**	**3,668,209**	**-**	**-**	**30,750**	**92,044,941**
03	10	Agricultural Commissioner						
13	10	Custodial						
36	10	Health Services			3,265,306	339,313	419,887	148,910,181
		Health & Sanitation	**$**	**-**	**3,265,306**	**339,313**	**419,887**	**148,910,181**
13	21	Custodial					158,401	1,752,028
39	10	Human Services			85,373			155,347,333
57	10	Probation						624,212
66	10	Sheriff						
		Public Assistance	**$**	**-**	**85,373**	**-**	**158,401**	**157,723,573**
06	10	Agricultural Extension Ser						
13	26	Custodial		7,839,418		1,000		90,000
		Education	$	7,839,418	-	1,000	-	90,000
13	10	Custodial						
13	21	Custodial					885	
49	10	Parks			5,000		698,121	240,881
		Recreation & Cultural	**$**	**-**	**5,000**	**-**	**699,006**	**240,881**
13	10	Custodial					340,637	
		Debt Service	**$**	**-**	**-**	**-**	**340,637**	**-**
13	10	Custodial						
		Contingencies	**$**	**-**	**-**	**-**	**-**	**-**
			$	179,455,037	17,574,581	6,739,417	2,805,081	488,548,557

Charges for Services 19	Miscellaneous Revenues 23	Other Financing Sources 25	Other Governmental Unit Revenue 29	Total Budgeted Revenues	Total Budgeted Expenditures	Net County Cost
1,403,230				1,404,230	4,045,876	2,641,646
3,597,742	121,025	11,524		3,850,541	6,379,043	2,528,502
67,278	1,550,588	22,446		177,581,126	6,893,634	(170,687,492)
				-	3,368,507	3,368,507
1,014,215	53,000	6,500		2,498,327	13,636,688	11,138,361
				-	6,534,202	6,534,202
372,675				826,268	2,744,016	'N/A
	75,000	29,854,989		50,870,719	65,007,243	'N/A
1,013,450				2,327,596	4,701,656	2,374,060
1,648,314	7,248			1,677,293	3,297,452	1,620,159
685,000				685,000	2,279,234	1,594,234
1,081,911	230,500			1,753,628	5,912,824	4,159,196
501,626				534,626	534,626	-
2,760,422	4,000			2,765,226	6,820,524	4,055,298
706,862	10,000	25,000		752,051	597,501	(154,550)
14,852,725	**2,051,361**	**29,920,459**	**-**	**247,526,631**	**132,753,026**	**(130,827,877)**
338,800	600			1,811,809	2,659,751	847,942
				-	1,977,755	1,977,755
				12,300	18,000	'N/A
2,034,724	2,000			2,036,724	1,560,150	(476,574)
				5,914,011	5,914,011	-
2,385,287	3,000			7,859,128	23,597,742	15,738,614
				88,250	387,818	299,568
2,973,828				6,005,665	10,130,580	'N/A
				-	51,697	51,697
158,264				367,786	367,786	-
60,887	75,000			2,234,207	2,008,163	(226,044)
3,111,208	30,497			14,209,886	19,843,687	5,633,801
75,000	215,700			23,259,158	32,103,090	8,843,932
				469,416	15,144,617	14,675,201
275,000				275,000	275,000	-
5,478,545	385,161			31,618,872	92,736,506	61,117,634
16,891,543	**711,958**	**-**	**-**	**96,162,212**	**208,776,353**	**108,483,526**
				-	-	-
273,500				280,250	2,682,015	'N/A
2,548,844	25,000	3,720,765		102,031,759	101,947,255	'N/A
2,822,344	**25,000**	**3,720,765**	**-**	**102,312,009**	**104,629,270**	**-**
		1,693,948		1,693,948	1,693,948	-
				-	64,989	64,989
61,726,493	6,766,115			221,427,295	235,518,464	14,091,169
61,726,493	**6,766,115**	**1,693,948**	**-**	**223,121,243**	**237,277,401**	**14,156,158**
500,000	224,400	400,000		3,034,829	9,370,725	'N/A
541,674	494,318			156,468,698	183,327,198	26,858,500
				624,212	1,123,212	499,000
				-	-	-
1,041,674	**718,718**	**400,000**	**-**	**160,127,739**	**193,821,135**	**27,357,500**
				-	150,627	150,627
				7,930,418	7,205,417	'N/A
-	-	-	-	7,930,418	7,356,044	150,627
				-	480,910	480,910
	13,500			14,385	118,500	'N/A
4,346,495	111,690			5,402,187	10,989,609	5,587,422
4,346,495	**125,190**	**-**	**-**	**5,416,572**	**11,589,019**	**6,068,332**
		952,299		1,292,936	7,603,619	6,310,683
-	**-**	**952,299**	**-**	**1,292,936**	**7,603,619**	**6,310,683**
				-	7,425,668	7,425,668
-	**-**	**-**	**-**	**-**	**7,425,668**	**7,425,668**
101,681,274	10,398,342	36,687,471	-	843,889,760	911,231,535	39,124,617

COUNTY OF SANTA CRUZ
COUNTYWIDE BUDGETED FINANCIAL USES SUMMARY
FISCAL YEAR 2022-2023

Dept	Fund	Department		Salaries & Benefits 50	Services & Supplies 60	Other Charges 70	Fixed Assets 80
09	10	Assessor	$	3,188,820	859,506	188,892	-
12	10	Auditor-Controller/Treasurer		6,266,331	2,315,492	-	23,899
13	10	Custodial		-	1,251,660	880,145	-
15	10	Board of Supervisors		3,157,796	210,711	-	-
18	10	County Administrative Office		6,441,662	8,165,256	10,286	15,000
19	10	Plant		-	454,573	-	-
19	21	Plant		-	78,442	22,573	2,644,556
19	4X	Plant		-	630,732	-	64,376,511
21	10	County Clerk Elections		2,475,235	2,226,421	-	-
24	10	County Counsel		4,570,062	195,849	3,524	-
30	10	Emergency Services		-	1,862,430	416,804	-
33	10	General Services		7,332,735	5,901,149	781,743	-
43	10	Communications		953,967	716,423	66,607	65,000
51	10	Personnel		4,704,890	3,987,980	5,208	-
60	10	Public Works		-	597,501	-	-
		General Government	**$**	**39,091,498**	**29,454,125**	**2,375,782**	**67,124,966**
03	10	Agricultural Commissioner		2,431,847	444,129	-	-
13	10	Custodial		-	-	1,977,755	-
13	21	Custodial		-	-	18,000	-
23	10	County Recorder		861,879	633,635	64,636	-
25	10	Child Support Services		4,857,477	953,316	103,218	-
27	10	District Attorney		21,537,226	2,464,822	383,737	515
30	10	Emergency Services		16,571	320,957	4,000	-
30	26	Emergency Services		183,178	8,290,650	269,612	2,450,325
35	10	Grand Jury		-	51,697	-	-
39	10	Human Services		1,097,379	92,631	-	-
45	10	Courts		-	270,300	1,737,863	-
54	10	Planning		11,773,434	5,866,162	1,073,785	-
57	10	Probation		21,008,745	11,186,378	25,448	-
59	10	Public Defender		10,146,511	4,887,207	-	5,902
60	10	Public Works		-	275,000	-	-
66	10	Sheriff		70,248,054	22,263,848	350,379	60,614
		Public Protection	**$**	**144,162,301**	**58,000,732**	**6,008,433**	**2,517,356**
60	10	Public Works		-	-	-	-
60	21	Public Works		-	2,682,015	-	-
60	25	Public Works		-	101,447,255	-	-
		Public Ways and Facilities	**$**	**-**	**104,129,270**	**-**	**-**
03	10	Agricultural Commissioner		1,198,700	495,248	-	-
13	10	Custodial		-	-	64,989	-
36	10	Health Services		114,470,150	102,374,437	38,556,575	1,086,282
		Health & Sanitation	**$**	**115,668,850**	**102,869,685**	**38,621,564**	**1,086,282**
13	21	Custodial		-	1,990,232	5,041,279	-
39	10	Human Services		78,553,449	36,537,370	65,211,733	118,000
57	10	Probation		-	721,712	469,000	-
66	10	Sheriff		-	-	-	-
		Public Assistance	**$**	**78,553,449**	**39,249,314**	**70,722,012**	**118,000**
06	10	Agricultural Extension Ser		120,392	25,235	5,000	-
13	26	Custodial		-	7,132,593	47,824	-
		Education	**$**	**120,392**	**7,157,828**	**52,824**	**-**
13	10	Custodial		-	37,109	443,801	-
13	21	Custodial		-	20,000	-	98,500
49	10	Parks		7,217,016	3,799,242	-	360,000
		Recreation & Cultural	**$**	**7,217,016**	**3,856,351**	**443,801**	**458,500**
13	10	Custodial		-	165,000	8,718,393	-
		Debt Service	**$**	**-**	**165,000**	**8,718,393**	**-**
13	10	Custodial		-	-	-	-
		Contingencies	**$**	**-**	**-**	**-**	**-**
				384,813,506	344,882,305	126,942,809	71,305,104

Other Financing Uses 90	Intrafund Transfers 95	Contingencies 98	Total Budgeted Expenditures	Total Budgeted Revenues	Net County Cost
-	(191,342)	-	4,045,876	1,404,230	2,641,646
-	(2,226,679)	-	6,379,043	3,850,541	2,528,502
9,026,769	(4,264,940)	-	6,893,634	177,581,126	(170,687,492)
-	-	-	3,368,507	-	3,368,507
-	(995,516)	-	13,636,688	2,498,327	11,138,361
6,079,629	-	-	6,534,202	-	6,534,202
22,446	(24,001)	-	2,744,016	826,268	N/A
-	-	-	65,007,243	50,870,719	N/A
-	-	-	4,701,656	2,327,596	2,374,060
-	(1,471,983)	-	3,297,452	1,677,293	1,620,159
-	-	-	2,279,234	685,000	1,594,234
-	(8,102,803)	-	5,912,824	1,753,628	4,159,196
-	(1,267,371)	-	534,626	534,626	-
-	(1,877,554)	-	6,820,524	2,765,226	4,055,298
-	-	-	597,501	752,051	(154,550)
15,128,844	**(20,422,189)**	**-**	**132,753,026**	**247,526,631**	**(130,827,877)**
-	(216,225)	-	2,659,751	1,811,809	847,942
-	-	-	1,977,755	-	1,977,755
-	-	-	18,000	12,300	N/A
-	-	-	1,560,150	2,036,724	(476,574)
-	-	-	5,914,011	5,914,011	-
-	(788,558)	-	23,597,742	7,859,128	15,738,614
-	46,290	-	387,818	88,250	299,568
-	(1,263,185)	200,000	10,130,580	6,005,665	N/A
-	-	-	51,697	-	51,697
-	(822,224)	-	367,786	367,786	-
-	-	-	2,008,163	2,234,207	(226,044)
-	1,130,306	-	19,843,687	14,209,886	5,633,801
50,000	(167,481)	-	32,103,090	23,259,158	8,843,932
104,997	-	-	15,144,617	469,416	14,675,201
-	-	-	275,000	275,000	-
80,000	(266,389)	-	92,736,506	31,618,872	61,117,634
234,997	**(2,347,466)**	**200,000**	**208,776,353**	**96,162,212**	**108,483,526**
-	-	-	-	-	-
-	-	-	2,682,015	280,250	N/A
500,000	-	-	101,947,255	102,031,759	N/A
500,000	**-**	**-**	**104,629,270**	**102,312,009**	**-**
-	-	-	1,693,948	1,693,948	-
-	-	-	64,989	-	64,989
3,629,989	(24,598,969)	-	235,518,464	221,427,295	14,091,169
3,629,989	**(24,598,969)**	**-**	**237,277,401**	**223,121,243**	**14,156,158**
2,339,214	-	-	9,370,725	3,034,829	N/A
784,500	2,122,146	-	183,327,198	156,468,698	26,858,500
-	(67,500)	-	1,123,212	624,212	499,000
-	-	-	-	-	-
3,123,714	**2,054,646**	**-**	**193,821,135**	**160,127,739**	**27,357,500**
-	-	-	150,627	-	150,627
25,000	-	-	7,205,417	7,930,418	N/A
25,000	**-**	**-**	**7,356,044**	**7,930,418**	**150,627**
-	-	-	480,910	-	480,910
-	-	-	118,500	14,385	N/A
-	(386,649)	-	10,989,609	5,402,187	5,587,422
-	**(386,649)**	**-**	**11,589,019**	**5,416,572**	**6,068,332**
7,148,398	(8,428,172)	-	7,603,619	1,292,936	6,310,683
7,148,398	**(8,428,172)**	**-**	**7,603,619**	**1,292,936**	**6,310,683**
-	-	7,425,668	7,425,668	-	7,425,668
-	**-**	**7,425,668**	**7,425,668**	**-**	**7,425,668**
29,790,942	(54,128,799)	7,625,668	911,231,535	843,889,760	39,124,617

In the following Table you will find a legend of each budget organizational unit indicating the name of the responsible department head and a brief description of the purpose of that organizational unit.

TABLE OF ORGANIZATIONAL UNIT DESCRIPTIONS

AGRICULTURAL COMMISSION	Fund:	General
Juan Hidalgo, Agricultural Commissioner	Function:	Public Protection
Unit Numbers: 03/00/00, 130320, 130321	Activity:	Protection Inspection

The services and functions of the Agricultural Commissioner's Office are primarily regulatory; enforcing laws and regulations of the California Food and Agricultural Code, the California Health and Safety Code, the California Business and Professions Code and the California Code of Regulations. This budget includes three main divisions: Weights and Measures, Agricultural Inspection and Mosquito and Vector Control. The primary areas of service for the divisions are: Pest Prevention and Exclusion, Environmental Protection, Consumer Protection and Mosquito Abatement/Vector Control.

AGRICULTURAL EXTENSION	Fund:	General
Mark Bolda, County Director	Function:	Education
Unit Number: 06/00/00	Activity:	Agriculture Education

The Agricultural Extension Service is a cooperative County, State and Federal activity authorized by the federal Smith Lever Act. The University of California provides the professional staff for the Agricultural Extension and overall supervision and management of the program. The County provides office space, transportation, supplies, and clerical support. The program undertakes educational and research projects in agriculture and provides technical advice to farmers, landscapers, home gardeners, and the general public. The program also includes research and education programs directed towards coastal and marine resources and youth development related to citizenship, life and leadership skills, science and technology.

ASSESSOR	Fund:	General
Sean Saldavia, Assessor-Recorder	Function:	General Government
Unit Number: 09/00/00	Activity:	Finance

The Assessor is responsible for locating, identifying and assessing all taxable property within the County of Santa Cruz. The Assessor directs the performance and coordination of all assessment activities, maintains contacts with legislators and state regulatory bodies, and participates in the rule making, standards development, and legislative activities of the California Assessors' Association. The Assessor's Office is organized into two major program areas: valuation and administration.

RECORDER	Fund:	General
Sean Saldavia, Assessor-Recorder	Function:	Public Protection
Unit Number: 23/00/00	Activity:	Other Protection

The Recorder's Office maintains a perpetual record of real property transactions and vital statistics. Functions of the department include recording real property records such as deeds, deeds of trust, reconveyances,

notices of completion, financing documents, maps, state and federal tax liens, and mechanics liens. Documents are indexed, scanned and microfilmed as a permanent record and stored in a temperature-controlled environment. The department collects recording fees, document transfer tax on transfers of real property and copy fees for providing copies of recorded documents. Records are open for public inspection and staff provides assistance to the public in searching recorded transactions.

AUDITOR-CONTROLLER / TREASURER-TAX COLLECTOR **Edith Driscoll, Auditor-Controller-Treasurer-Tax Collector** Unit Number: 12/00/00	Fund: Function: Activity:	General General Government Finance

The Auditor-Controller / Treasurer-Tax Collector (ACTTC) serves as the chief financial officer of County government and as financial advisor to the Board of Supervisors, the County Administrative Officer and autonomous special districts. The ACTTC is responsible for oversight of the accounting functions, county-wide accounting policies and procedures, property tax distribution, and performing internal and external audits. The ACTTC maintains custody of and manages and invests County and other public agency money; collects property taxes, other money and revenue; serves as the funds depository for County departments and other public entities, including all public schools, special districts, and Board-governed districts; and manages the County collections program. All of the programs described are mandated by the State Revenue and Taxation Code, the Government Code, the Streets and Highways Code, the Welfare and Institutions Code, or by local ordinance. The ACTTC's Office includes eight programs: the General Accounting Division, the Audit and Systems Division, Payroll Services, Claims (Accounts Payable), Property Tax Administration, Treasury Management, Tax Collector Services, and Central Collections.

BOARD OF SUPERVISORS **Manu Koenig, Chair** Unit Number: 15/00/00	Fund: Function: Activity:	General General Government Legislative & Administrative

Pursuant to the provisions of the California Constitution, the Board of Supervisors governs the Santa Cruz County unincorporated area and is the executive and legislative body of the County of Santa Cruz. In its executive role, the Board sets priorities and policies for the overall operations of the various County departments and districts, approves the County budget, supervises the official conduct of County officers and employees, controls all County property, and appropriates and spends money on programs that meet the needs of County residents. The Board also has the power to direct and control the conduct of litigation in which the County or any public entity which the Board governs is a party. In its legislative role, the Board may act by resolution, by Board order, or by ordinance. In addition, the Board sits in a quasi-judicial role in the case of appeals of land use decisions and tax issues.

Members of the Board of Supervisors serve on the governing bodies of a number of other entities separate from the County, including the Santa Cruz County Capital Financing Authority, County Service Areas, the Santa Cruz County Flood Control and Water Conservation District, and County road and lighting maintenance districts. Board members also serve on local and regional agencies and boards such as the Association of Monterey Bay Area Governments, the Local Agency Formation Commission, the Library Joint Powers Authority Board, the Santa Cruz County Regional Transportation Commission and the Santa Cruz Metropolitan Transit District.

CHILD SUPPORT SERVICES	Fund:	General
Jamie Murray, Director	Function:	Public Protection
Unit Number: 25/00/00	Activity:	Other Protection

The Department of Child Support Services is responsible for providing federally mandated child support services including the establishment of court orders for paternity and child support, the review and adjustment of child support obligations based on changed circumstances and the collection of support payments. The Department provides regional services to Santa Cruz and San Benito counties.

The Santa Cruz/San Benito County Regional Department of Child Support Services was created in October 2002 through an agreement between Santa Cruz and San Benito counties with Santa Cruz serving as the lead county. Child Support Services, as part of the California's child support program, is administered by the California Department of Child Support Services. The Department continues to operate without direct cost to the County General Fund and receives its revenue from federal and state funding.

COUNTY ADMINISTRATIVE OFFICE	Fund:	General
Carlos Palacios, County Administrative Officer	Function:	General Government
Unit Number: 18/00/00	Activity:	Legislative & Administrative

The County Administrative Officer works under the policies and direction of the Board of Supervisors. The duties of the County Administrative Officer are specified in the County Code and include preparation and supervision of the County's budget, legislative analysis, contract and grant administration, intergovernmental relations, supervision of non-elected department heads, and oversight of all departmental functions.

The County Administrative Officer is also the ex-officio Clerk of the Board, Director of Emergency Services, Executive Director of the Public Finance Authority, and a member of Santa Cruz Regional 911 Joint Powers Authority (JPA) Board, Library Joint Powers Authority Board, Library Facilities Financing Authority Board, and the Animal Services Authority Board of Directors. The County Administrative Office also administers activities related to tourism promotion, including activities associated with the county-wide Tourism Marketing District; Cannabis Licensing; and the Office of Response, Recovery and Resilience.

COUNTY CLERK	Fund:	General
Tricia Webber, County Clerk	Function:	General Government
Unit Number 21/00/00	Activity:	Election

The Office of the County Clerk has two major divisions: Clerk Services and Elections.

Responsibilities of the Clerk Services Division include issuing marriage licenses; filing fictitious business names; serving as a passport application acceptance agency; administering notary oaths; appointing deputy commissioners for a day; performing marriage ceremonies; processing legal document assistant, unlawful detainer assistant, process server, and professional photocopier applications; as well as maintaining the Roster of Public Agencies and managing the oaths from County employees and officers.

Responsibilities of the Elections Division include conducting elections for all federal, state, county, school district, special district and city offices, and all measures and propositions at the state and local level. The elections staff manages voter registration, coordinates voter outreach, manages candidate and elected

officials' filings, recruits and trains election officers, establishes voting locations, and implements all state and federal election laws.

COUNTY COUNSEL **Jason Heath, County Counsel** Unit Number: 24/00/00	Fund: Function: Activity:	General General Government Counsel

County Counsel provides legal representation to the County of Santa Cruz in civil matters. The office is responsible for defending, representing, and providing legal advice to the Board of Supervisors, County departments and officials, Special Districts governed by the Board of Supervisors, and many County commissions and boards. County Counsel also provides legal advice to many independent special districts and local agencies, including the Santa Cruz County Sanitation District, the Santa Cruz Regional 911 JPA, and the Santa Cruz Mid-County Groundwater Agency. County Counsel also supervises the County's Criminal Defense Conflicts Program.

DISTRICT ATTORNEY **Jeffrey S. Rosell, District Attorney** Unit Number: 27/00/00	Fund: Function: Activity:	General Public Protection Public Protection

The District Attorney's Office is responsible for prosecuting felony and misdemeanor crimes committed in Santa Cruz County as well as traffic infractions, election law violations, County ordinance violations, and juvenile cases. The District Attorney advises and conducts investigations for the Grand Jury, and conducts consumer protection investigations and prosecutions, including welfare fraud, false advertising, embezzlement cases, and environmental law violations. The Office also provides leadership of multi-jurisdictional task forces comprised of local allied law enforcement agencies, which combat drug and gang activity, as well as vehicle theft. The Office operates the Victim Witness Assistance Program, and a Bureau of Investigations, which is staffed by Peace Officers as defined by Section 830.1 of the California Penal Code who are responsible for investigating cases in preparation for trial.

In addition, the Office is an integral member of the Community Corrections Partnership which was originally established to develop and implement plans for dealing with the financial and operational effects of Assembly Bill 109, the Public Safety Realignment Act, which allows specified lower-level inmates and parolees to serve their sentence in county jails instead of state prisons. The DAO also spearheads and operates specialty courtrooms designed to address issues and needs specifically related to truancy, veterans and behavioral health, as well as the Neighborhood Courts program, a community driven, pre-filing diversion program designed to divert low level misdemeanor offenses from entering the criminal justice system. Finally, the DAO is currently leading and staffing a Multi-Disciplinary Interview Center (MDIC) in this county. This type of facility is critical for interviewing child and adult victims of sexual and physical abuse, as well as domestic violence. In the additional elected capacity of Public Administrator, the District Attorney is responsible for the administration of probate estates, including the sale and transfer of real and personal property.

GENERAL SERVICES **Michael Beaton, Director** Unit Number: 33/00/00	Fund: Function: Activity:	General General Government Internal Support

The General Services Department includes Administration and four operational divisions: Project Management, Facilities Management, Fleet Operations and Purchasing (which includes the County Warehouse). In addition to these functions, the General Services Department also provides management oversight and administrative support to the County Office of Emergency Services, which includes the County Fire Department and CSA 4/48.

The Department also provides support services to County departments, manages the County's Living Wage Program for private sector contracts, administers the County's energy management program, safety program, and the Transportation Reduction Incentive Program which provides transportation alternatives for employees.

GRAND JURY **Syda Cogliatti, Presiding Judge for the Grand Jury** Unit Number: 35/00/00	Fund: Function: Activity:	General Public Protection Judicial

The Grand Jury is an independent body under the jurisdiction of the Court with primary responsibilities to perform an oversight function for local governments, including cities, joint power agencies, special districts, and redevelopment successor agencies.

HEALTH SERVICES AGENCY **Monica Morales, Director** Unit Number: 36/00/00	Fund: Function: Activity:	General Health and Sanitation Health

The Health Services Agency provides health advocacy, planning, permitting, inspections, and services designed to promote and protect the health of the community and the environment. Services include public health, environmental health, behavioral health (Mental Health and Substance Use Disorder Services), primary care, emergency medical services, indigent care provided directly and through contract providers. Services are organized into six major program areas: Public Health; Environmental Health; Outpatient Medical Clinics; Behavioral Health; Benefits (Indigent Medical Care - Medi-Cruz) and Agency Administration.

HUMAN SERVICES DEPARTMENT **Randy Morris, Director** Unit Number: 39/00/00	Fund: Function: Activity:	General Public Assistance and Public Protection

Santa Cruz County is mandated by state and federal law to provide a variety of human services to its residents. These social safety net services are provided by the Human Services Department and are designed to protect the vulnerable, promote self-sufficiency, alleviate poverty and improve the quality of life. Services are delivered through several major program areas: Child Welfare, Adult Protection, In-Home Services, Public Guardian, Veterans Services, CalWORKS, Calfresh, Homelessness Programs, Workforce Innovation and

Opportunity Act, CORE Investments, and Aid Payments. They are organized in the following nine General Fund Budget Indexes:

- Homelessness Programs (391200)
- Workforce Innovation and Opportunity Act grant (391600)
- Staffing and operating costs for social services programs, including administrative staff, cash assistance and public benefit programs, and overall administration of the Agency (392100)
- Categorical Aid payments to recipients of public assistance (392200)
- Aid payments to General Assistance clients (392300)
- Family Relations/Grants (392400)
- Veterans Services staffing and operating costs (393000)
- Public Guardian (394000)
- CORE Investments (395200)

INFORMATION SERVICES	Fund:	General
Tammie Weigl, Director	Function:	General Government
Unit Number: 42/00/00	Activity:	Internal Support

The Information Services Department (ISD) provides technology solutions to County departments to assist them with improving productivity and public services. The Department provides business analysis, project management, software development, GIS and infrastructure resources to help County departments determine the best solutions to meet their needs. Both ISD developed and vendor solutions are supported, and various enterprise software contracts are managed by ISD. The Department operates and supports a broad variety of products and services for County departments including planning, fiscal and payroll applications, and public safety applications which require twenty-four hours per day, seven days per week support and reliability. The Department is responsible for data and voice communication, including local, wide-area and wireless networks, virtual and physical servers, hardware, software and desktop troubleshooting and support. The Department manages the public safety radio network infrastructure as well as the mobile and handheld radios.

PARKS, OPEN SPACE AND CULTURAL SERVICES	Fund:	General
Jeff Gaffney, Director	Function:	Recreation
Unit Number: 49/00/00	Activity:	Parks, Open Space and Cultural Services

The Department of Parks, Open Space and Cultural Services operates the County's diverse Park System. The Department's mission is to acquire, develop and provide safe, well designed and maintained parks and offer a wide variety of recreational and cultural opportunities for the community. The Department is also responsible for the support of the Santa Cruz County Parks and Recreation Commission and the Arts Commission.

PERSONNEL	Fund:	General
Ajita Patel, Director	Function:	General Government
Unit Number: 51/00/00	Activity:	Personnel

The Personnel Department is responsible for all personnel activities including recruitment, classification, employee relations, labor negotiations, training, equal employment opportunity training and investigation,

employee records, and Americans with Disabilities Act compliance. The Risk Management division is responsible for the management of the liability, property, workers' compensation and unemployment insurances. Furthermore, the Risk Management division administers the Retiree Health Insurance Reimbursement Program, Deferred Compensation Program, County's leave of absence and Time Bank Programs. The Employee Benefits division administers the County insured health programs, COBRA, life, dental, vision, long-term disability insurances, and the employee assistance program. The department also serves as staff to the following Commissions: Civil Service, Equal Employment Opportunity, Disabilities, Seniors, Latino Affairs, Women's, and Mobile and Manufactured Home. In addition, the department administers the County Volunteer Initiative Program and the Department ensures that all County programs and services are accessible to all segments of the community.

PLANNING DIVISION OF CDI	Fund:	General
Matt Machado, Deputy CAO, Director	Function:	Public Protection
Unit Number: 54/00/00	Activity:	Other Protection

The Planning Division of the Community Development and Infrastructure Department is responsible for providing comprehensive planning and permit processing services for the unincorporated County area. The Division is responsible for developing, implementing and enforcing County land use ordinances and policies; administering environmental protection programs; processing and issuing building, zoning, and other development permits; carrying out long-range housing and community development programs; overseeing a variety of affordable housing assistance efforts; and operating neglected property and hazardous site/building programs. The Department also provides staff support to the Planning Commission, Historic Resources Commission, Agricultural Policy Advisory Commission, the Commission on the Environment and the Housing Advisory Commission. Finally, the Division oversees programs financed by a variety of special funds required to oversee the County's affordable housing activities.

PLANT ACQUISITION	Fund:	General/Capital Projects
Carlos Palacios, County Administrative Officer	Function:	General Government
Index Code: 19/00/00	Activity:	Plant Acquisition

This budget provides for the general fund contribution to the Capital Projects Fund 40 which includes the appropriations and project revenues for all Plant Acquisition projects. The Capital Projects Fund 40 includes only those facility projects with an estimated cost in excess of $25,000. Facility projects with an estimated cost of less than $25,000 are budgeted with any corresponding revenues within the General Services Department building maintenance budget - Index 333400. All prior year projects and corresponding revenues remain in the Capital Projects Fund until completion.

PROBATION	Fund:	General
Fernando Giraldo, Chief Probation Officer	Function:	Public Protection
Unit Number: 57/00/00	Activity:	Detention & Correction

The Probation Department operates pursuant to Section 1203.5 of the California Penal Code and Section 270 of the Welfare and Institutions Code and is an arm of the Court. The department is responsible for services required by the Adult and Juvenile Courts and is also responsible for supervision services required by the Public Safety Realignment Act (AB 109) of 2011. The department includes the following four divisions: Juvenile and Adult Probation (which include Administration and Grants), Pretrial, and Juvenile Hall.

The Department is committed to research-based supervision strategies to ensure public safety through the reduction of recidivism and victimization, support reentry and maximizing successful completion of court ordered terms to assist clients in building their capacity to remain in the community.

PUBLIC DEFENDER	Fund:	General
Heather Rogers, Public Defender	Function:	Public Protection
Unit Number: 59/00/00	Activity:	Judicial

From 1975 to 2022, the County contracted for public defense services with the Biggam, Christensen & Minsloff (BCM) law firm. On July 1, 2022, a new Office of the Public Defender (PDO) will provide public defense services for clients that cannot afford representation. In transitioning to a new model, the PDO is prioritizing continuity of representation for clients and minimizing disruption of justice system operations, with PDO legal, investigative, and administrative staff transitioning to County employment from BCM. The PDO will work with court, County, and community partners to provide holistic defense, including early representation, multidisciplinary teams, and seamless access to support services that address the root causes of system involvement.

COMMUNITY DEVELOPMENT AND INFRASTRUCTURE	Fund:	Public Works
Matt Machado, Deputy CAO, Director	Function:	Public Ways & Facilities
Unit Number: 60/00/00	Activity:	Public Ways

The Department of Community Development and Infrastructure is responsible for administration, engineering, maintenance and construction of the County's roads, bridges, bikeways, sanitation, drainage, and flood control facilities, as well as oversight and engineering for solid waste disposal services and recycling programs. The Department administers the real property, surveyor, and development review programs, as well as manages various Board-governed special districts and County road and sanitation service areas and the Live Oak Parking Program.

SHERIFF-CORONER	Fund:	General
Jim Hart, Sheriff-Coroner	Function:	Public Protection
Unit Number: 66/00/00	Activity:	Public Protection

The Sheriff is an elected official, empowered by the California State Constitution to serve as the chief law enforcement officer of the County. The Sheriff's Office provides law enforcement services to the unincorporated areas, operates all of the County's adult correctional facilities, provides security for the Superior Court, serves civil processes and operates the County Vehicle Abatement Authority. The Sheriff is also responsible for holding and serving all county warrants, and as the Coroner, investigates the cause of sudden or unexpected deaths. The Sheriff's Office is organized into three bureaus: Operations, Administration, and Corrections.

This Page Intentionally Left Blank

COUNTY FUND SUMMARIES

This Page Intentionally Left Blank

STATE CONTROLLER SCHEDULES
COUNTY BUDGET ACT
JANUARY 2010 EDITION, REVISION #1

SCHEDULE 1

COUNTY OF SANTA CRUZ
ALL FUNDS SUMMARY
FISCAL YEAR 2022-23

Fund Name	Total Financing Sources				Total Financing Uses		
	Fund Balance Available June 30, 2022	Decreases to Obligated Fund Balances	Additional Financing Sources	Total Financing Sources	Financing Uses	Increases to Obligated Fund Balances	Total Financing Uses
GOVERNMENTAL FUNDS							
GENERAL FUND	19,464,051	19,660,566	672,883,167	712,007,784	712,007,784		712,007,784
SPECIAL REVENUE FUNDS	11,599,361	638,070	106,199,791	118,437,222	116,880,511	1,556,711	118,437,222
LESS THAN COUNTY WIDE FUNDS	9,599,940		13,936,083	23,536,023	17,335,997	6,200,026	23,536,023
CAPITAL PROJECTS FUNDS	14,136,524		50,870,719	65,007,243	65,007,243		65,007,243
TOTAL GOVERNMENTAL FUNDS	**54,799,876**	**20,298,636**	**843,889,760**	**918,988,272**	**911,231,535**	**7,756,737**	**918,988,272**
OTHER FUNDS							
INTERNAL SERVICE FUNDS		21,831,158	113,786,631	135,617,789	135,617,789		135,617,789
ENTERPRISE FUNDS	16,407,766		36,636,975	53,044,741	34,281,690	18,763,051	53,044,741
SPECIAL DISTRICTS AND OTHER AGENCIES	15,140,124	3,011,509	42,149,537	60,301,170	58,990,483	1,310,687	60,301,170
TOTAL OTHER FUNDS	**31,547,890**	**24,842,667**	**192,573,143**	**248,963,700**	**228,889,962**	**20,073,738**	**248,963,700**
TOTAL ALL FUNDS	**86,347,766**	**45,141,303**	**1,036,462,903**	**1,167,951,972**	**1,140,121,497**	**27,830,475**	**1,167,951,972**

STATE CONTROLLER SCHEDULES
COUNTY BUDGET ACT
JANUARY 2010 EDITION, REVISION #1

SCHEDULE 2

COUNTY OF SANTA CRUZ
GOVERNMENTAL FUNDS SUMMARY
FISCAL YEAR 2022-23

Fund Name	Total Financing Sources				Total Financing Uses		
	Fund Balance Available June 30, 2022	Decreases to Obligated Fund Balances	Additional Financing Sources	Total Financing Sources	Financing Uses	Increases to Obligated Fund Balances	Total Financing Uses
GENERAL FUND							
GENERAL FUND	19,464,051	19,660,566	672,883,167	712,007,784	712,007,784		712,007,784
TOTAL GENERAL FUND	**19,464,051**	**19,660,566**	**672,883,167**	**712,007,784**	**712,007,784**	**0**	**712,007,784**
SPECIAL REVENUE FUNDS							
ROAD IMPROVEMENT FUNDS	1,098,879		50,200	1,149,079	1,149,079		1,149,079
TRANSPORTATION IMPROVEMENT FDS	787,072		54,050	841,122	841,122		841,122
HOUSING	992,517	478,902	155,600	1,627,019	1,627,019		1,627,019
HOUSING CDBG	13,909	171	8,200	22,280	22,280		22,280
HOUSING-SUBDIV IN-LIEU	3,013,047	116,685	511,500	3,641,232	3,641,232		3,641,232
HOUSING-PALOMA DEL MAR	541	10,459	1,500	12,500	12,500		12,500
HOUSING-ST HOME GRANT FD	499,154		695,001	1,194,155	699,774	494,381	1,194,155
HOUSING-LMIH ASSET FUND HSC SE	1,530,359		603,000	2,133,359	2,133,359		2,133,359
HOUSING-OTHER	1,208,585		3,000	1,211,585	149,255	1,062,330	1,211,585
HOUSING-PLHA GRANT	28,278		1,057,028	1,085,306	1,085,306		1,085,306
PARK DED-UNINCORP COUNTY	42,408		372,675	415,083	415,083		415,083
PARK DED-LA SELVA I-01	36,107			36,107	36,107		36,107
PARK DED-APTOS I-02	194,875			194,875	194,875		194,875
PARK DED-LIVE OAK I-03	262,436			262,436	262,436		262,436
PARK DED-PAJARO I-04	93,688			93,688	93,688		93,688
PARK DED-SAN ANDREAS II-05	12,488			12,488	12,488		12,488
PARK DED-CARBONERA II-06	189,986			189,986	189,986		189,986
PARK DED-SOQUEL II-07	309,554			309,554	309,554		309,554
PARK DED-SAN LORENZO II-08	3,800			3,800	3,800		3,800
PARK DED-APTOS HILLS III-09	98,062			98,062	98,062		98,062
PARK DED-SKYLINE III-10	111,763			111,763	111,763		111,763
PARK DED-SUMMIT III-11	134,441			134,441	134,441		134,441
PARK DED-EUREKA III-12	133,316			133,316	133,316		133,316
PARK DED-NORTH COAST III-13	6,965			6,965	6,965		6,965
PARK DED-BONNY DOON III-14	75,945			75,945	75,945		75,945
PARK DED-SALSIPUEDES III-15	82,449			82,449	82,449		82,449
PARK DED-ALBA REC	521		5	526	526		526
PARK DED-BOULDER CREEK REC	11,644		50	11,694	11,694		11,694
PARK DED-LA SELVA REC	10,303		50	10,353	10,353		10,353
PARK DED-OPAL REC	26,229			26,229	26,229		26,229
PARK DED-CERTS RESERVE	12,326		60	12,386	12,386		12,386
PARK DED-FUND INTEREST	68,442		10,000	78,442	78,442		78,442
TRANSPORTATION	515,814		176,000	691,814	691,814		691,814
FISH AND GAME	957	4,743	12,300	18,000	18,000		18,000
ART IN PUBLIC PLACES	77,005	27,110	14,385	118,500	118,500		118,500
STATE PARK BONDS			443,428	443,428	443,428		443,428
SPECIAL REVENUE - ROAD FUND	-84,504		102,031,759	101,947,255	101,947,255		101,947,255
TOTAL SPECIAL REVENUE FUNDS	**11,599,361**	**638,070**	**106,199,791**	**118,437,222**	**116,880,511**	**1,556,711**	**118,437,222**
LESS THAN COUNTY WIDE FUNDS							
LIBRARY	425,341		7,930,418	8,355,759	7,930,417	425,342	8,355,759
LIBRARY CAPITAL PROJECTS	2,892,625			2,892,625	-725,000	3,617,625	2,892,625
COUNTY FIRE DEPT	6,281,974		6,005,665	12,287,639	10,130,580	2,157,059	12,287,639
TOTAL LESS THAN COUNTY WIDE FUNDS	**9,599,940**	**0**	**13,936,083**	**23,536,023**	**17,335,997**	**6,200,026**	**23,536,023**
CAPITAL PROJECTS FUNDS							
CNTY CAPITAL PROJ-LAND & FAC (	14,031,577		50,870,239	64,901,816	64,901,816		64,901,816
MEASURE E CAPITAL PROJ (ALL-YR	6,014			6,014	6,014		6,014
CAPITAL PROJECTS CONTINGENCY F	16		30	46	46		46
SOQUEL LINEAR PARK & PARKING I	8,655			8,655	8,655		8,655
APTOS PARK I-02 -SPECIAL	3,040		20	3,060	3,060		3,060
LIVE OAK PARK I-03-SPECIAL	58,104		300	58,404	58,404		58,404
SOQUEL PARK II-07 -SPECIAL	29,118		130	29,248	29,248		29,248
TOTAL CAPITAL PROJECTS FUNDS	**14,136,524**	**0**	**50,870,719**	**65,007,243**	**65,007,243**	**0**	**65,007,243**
TOTAL GOVERNMENTAL FUNDS	**54,799,876**	**20,298,636**	**843,889,760**	**918,988,272**	**911,231,535**	**7,756,737**	**918,988,272**

APPROPRIATIONS LIMIT	637,458,167
APPROPRIATIONS SUBJECT TO LIMIT	200,559,186

STATE CONTROLLER SCHEDULES
COUNTY BUDGET ACT
JANUARY 2010 EDITION, REVISION #1

SCHEDULE 3

COUNTY OF SANTA CRUZ
FUND BALANCE - GOVERNMENTAL FUNDS
FISCAL YEAR 2022-23

Actual [x]
Estimated [ ]

Fund Name	Total Fund Balance June 30, 2022	Less: Obligated Fund Balances			Fund Balance Available June 30, 2022	Fund
		Encumbrances	Nonspendable, Restricted and Committed	Assigned		
GENERAL FUND						
GENERAL FUND	141,372,757		64,525,904	57,382,802	19,464,051	10-000
TOTAL GENERAL FUND	**141,372,757**	**0**	**64,525,904**	**57,382,802**	**19,464,051**	
SPECIAL REVENUE FUNDS						
ROAD IMPROVEMENT FUNDS	1,098,879				1,098,879	21-001
TRANSPORTATION IMPROVEMENT FDS	787,072				787,072	21-002
HOUSING	4,960,384		3,488,965	478,902	992,517	21-025
HOUSING CDBG	45,139		26,420	4,810	13,909	21-026
HOUSING-SUBDIV IN-LIEU	3,313,950			300,903	3,013,047	21-027
HOUSING-PALOMA DEL MAR	264,433			263,892	541	21-028
HOUSING-ST HOME GRANT FD	2,193,777		1,694,623		499,154	21-029
HOUSING-LMIH ASSET FUND HSC SE	55,911,482		54,381,123		1,530,359	21-030
HOUSING-OTHER	1,208,585				1,208,585	21-031
HOUSING-PLHA GRANT	28,278				28,278	21-032
PARK DED-UNINCORP COUNTY	42,408				42,408	21-115
PARK DED-LA SELVA I-01	36,107				36,107	21-120
PARK DED-APTOS I-02	194,875				194,875	21-125
PARK DED-LIVE OAK I-03	262,436				262,436	21-130
PARK DED-PAJARO I-04	93,688				93,688	21-135
PARK DED-SAN ANDREAS II-05	12,488				12,488	21-140
PARK DED-CARBONERA II-06	189,986				189,986	21-145
PARK DED-SOQUEL II-07	309,554				309,554	21-150
PARK DED-SAN LORENZO II-08	3,800				3,800	21-155
PARK DED-APTOS HILLS III-09	98,062				98,062	21-160
PARK DED-SKYLINE III-10	111,763				111,763	21-165
PARK DED-SUMMIT III-11	134,441				134,441	21-170
PARK DED-EUREKA III-12	133,316				133,316	21-175
PARK DED-NORTH COAST III-13	6,965				6,965	21-180
PARK DED-BONNY DOON III-14	75,945				75,945	21-185
PARK DED-SALSIPUEDES III-15	82,449				82,449	21-190
PARK DED-ALBA REC	521				521	21-195
PARK DED-BOULDER CREEK REC	11,644				11,644	21-200
PARK DED-LA SELVA REC	10,303				10,303	21-205
PARK DED-OPAL REC	26,229				26,229	21-210
PARK DED-CERTS RESERVE	12,326				12,326	21-215
PARK DED-FUND INTEREST	68,442				68,442	21-216
TRANSPORTATION	515,814				515,814	21-220
FISH AND GAME	51,191			50,234	957	21-225
ART IN PUBLIC PLACES	210,912			133,907	77,005	21-300
SPECIAL REVENUE - ROAD FUND	-84,504				-84,504	25-000
TOTAL SPECIAL REVENUE FUNDS	**72,423,140**	**0**	**59,591,131**	**1,232,648**	**11,599,361**	
LESS THAN COUNTY WIDE FUNDS						
LIBRARY	425,341				425,341	26-100
LIBRARY CAPITAL PROJECTS	2,892,625				2,892,625	26-101
COUNTY FIRE DEPT	10,029,661			3,747,687	6,281,974	26-105
TOTAL LESS THAN COUNTY WIDE FUNDS	**13,347,627**	**0**	**0**	**3,747,687**	**9,599,940**	
CAPITAL PROJECTS FUNDS						
CNTY CAPITAL PROJ-LAND & FAC (	14,031,577				14,031,577	40-100
MEASURE E CAPITAL PROJ (ALL-YR	6,014				6,014	40-400
CAPITAL PROJECTS CONTINGENCY F	16				16	42-100
SOQUEL LINEAR PARK & PARKING I	8,655				8,655	42-217
APTOS PARK I-02 -SPECIAL	3,040				3,040	49-125
LIVE OAK PARK I-03-SPECIAL	58,104				58,104	49-130
SOQUEL PARK II-07 -SPECIAL	29,118				29,118	49-150
TOTAL CAPITAL PROJECTS FUNDS	**14,136,524**	**0**	**0**	**0**	**14,136,524**	
TOTAL GOVERNMENTAL FUNDS	**241,280,048**	**0**	**124,117,035**	**62,363,137**	**54,799,876**	

STATE CONTROLLER SCHEDULES
COUNTY BUDGET ACT
JANUARY 2010 EDITION, REVISION #1

SCHEDULE 4

COUNTY OF SANTA CRUZ
OBLIGATED FUND BALANCES - BY GOVERNMENTAL FUNDS
FISCAL YEAR 2022-23

Description	Obligated Fund Balances June 30, 2022	Decreases or Cancellations		Increases or New Obligated Fund Balances		Total Obligated Fund Balances for the Budget Year	Fund
		Recommended	Adopted by the Board of Supervisors	Recommended	Adopted by the Board of Supervisors		
GENERAL FUND							
NONSPENDABLE IMPREST CASH, ADVANCES	1,544,490					1,544,490	10-000
RESTRICTED	33,308,729		123,563	5,793,122		33,185,166	10-000
COMMITTED - WORKING CAPITAL RESERVE	6,000,000					6,000,000	10-000
COMMITTED - NATURAL DISASTERS	2,000,000					2,000,000	10-000
COMMITTED - STRATEGIC RESERVE	10,000,000					10,000,000	10-000
COMMITTED - MHSA PRUDENT RESERVE	2,955,898					2,955,898	10-000
COMMITTED - ENCUMBRANCES	8,716,787		8,716,787			0	10-000
ASSIGNED - AG COMMISSION PROGRAMS	34,000					34,000	
ASSIGNED - CANNABIS LICENSING OFFICE PROG	230,094					230,094	
ASSIGNED - GSD/OES	105,227					105,227	
ASSIGNED - COURTS/CRIMINAL JUSTICE FACILIT.	571,824					571,824	
ASSIGNED - PLANNNIG PROGRAMS	641,350					641,350	
ASSIGNED - PROBATION PROGRAMS	122,086					122,086	
ASSIGNED - PERSONNEL/RISK PROGRAM	191,319					191,319	
ASSIGNED - FEDERAL QUALIFIED HEALTH PROG	37,434,201					37,434,201	10-000
ASSIGNED - UNANTICIPATED LIABILITY RESERVE	2,000,000		2,000,000	1,000,000		0	10-000
ASSIGNED - HUMAN SERVICES PROGRAMS	7,232,485					7,232,485	10-000
ASSIGNED - BUDGETED STRUCTURAL DEFICIT	7,646,039		7,646,039			0	10-000
ASSIGNED - BUDGETED SALARY SAVINGS	1,174,177		1,174,177	4,000,000		0	10-000
TOTAL GENERAL FUND	**121,908,706**	**0**	**19,660,566**	**10,793,122**	**0**	**102,248,140**	
SPECIAL REVENUE FUNDS							
HOUSING							
GENERAL RESERVE	478,902	478,902	478,902				21-025
NONSPENDABLE/RESTRICTED/COMMITTED	3,488,965					3,488,965	21-025
HOUSING CDBG							
GENERAL RESERVE	4,810	4,810	171			4,639	21-026
NONSPENDABLE/RESTRICTED/COMMITTED	26,420					26,420	21-026
HOUSING-SUBDIV IN-LIEU							
GENERAL RESERVE	300,903	300,903	116,685			184,218	21-027
HOUSING-PALOMA DEL MAR							
GENERAL RESERVE	263,892	10,696	10,459			253,433	21-028
HOUSING-ST HOME GRANT FD							
GENERAL RESERVE				4,648	494,381	494,381	21-029
NONSPENDABLE/RESTRICTED/COMMITTED	1,694,623					1,694,623	21-029
HOUSING-LMIH ASSET FUND HSC SE							
GENERAL RESERVE				337,038			21-030
NONSPENDABLE/RESTRICTED/COMMITTED	54,381,123					54,381,123	21-030
HOUSING-OTHER							
GENERAL RESERVE				944,432	1,062,330	1,062,330	21-031
PARK DED-FUND INTEREST							
GENERAL RESERVE				13,797			21-216
FISH AND GAME							
GENERAL RESERVE	50,234	4,350	4,743			45,491	21-225
ART IN PUBLIC PLACES							
GENERAL RESERVE	133,907	20,243	27,110			106,797	21-300
SPECIAL REVENUE - ROAD FUND							
GENERAL RESERVE				4,161,185			25-000
TOTAL SPECIAL REVENUE FUNDS	**60,823,779**	**819,904**	**638,070**	**5,461,100**	**1,556,711**	**61,742,420**	
LESS THAN COUNTY WIDE							
LIBRARY							
GENERAL RESERVE					425,342	425,342	26-100
LIBRARY CAPITAL PROJECTS							
ASSIGNED				3,617,625	3,617,625	3,617,625	26-101
COUNTY FIRE DEPT							
GENERAL RESERVE	3,747,687	3,747,687		5,108,374	2,157,059	5,904,746	26-105
TOTAL LESS THAN COUNTY WIDE	**3,747,687**	**3,747,687**	**0**	**8,725,999**	**6,200,026**	**9,947,713**	
TOTAL GOVERNMENTAL FUNDS	**186,480,172**	**4,567,591**	**20,298,636**	**24,980,221**	**7,756,737**	**173,938,273**	

COUNTY OF SANTA CRUZ

SUMMARY OF ADDITIONAL FINANCING SOURCES BY SOURCE AND FUND
GOVERNMENTAL FUNDS
FISCAL YEAR 2022-23

Description	2020-21 Actual	2021-22 Actual [x] Estimated [ ]	2022-23 Recommended	2022-23 Adopted by the Board of Supervisors	Fund
SUMMARIZATION BY SOURCE					
PROPERTY TAXES-CURRENT	81,179,549	84,156,526	86,590,064	86,692,860	
PROPERTY TAX-CURRENT	1,290,501	1,469,769	1,367,554	1,369,368	
PROPERTY TAXES-PRIOR	270,639	168,463	137,363	137,549	
SUPPLEMENTAL PROP TAXES-CURR	624,606	2,300,844	516,034	517,344	
SUPPLEMENTAL PROP TAXES-PRIOR	104,769	53,454	48,248	48,337	
SALES AND USE TAXES	26,257,445	27,404,808	29,116,131	29,116,131	
OTHER TAXES	20,320,699	21,004,905	21,706,816	21,706,816	
PROPERTY TAX IN LIEU OF VLF	37,041,574	38,333,300	39,866,632	39,866,632	
TOTAL TAXES	**167,089,782**	**174,892,069**	**179,348,842**	**179,455,037**	
LICENSES, PERMITS AND FRANCHIS	13,745,929	16,724,491	16,834,099	17,574,581	
FINES, FORFEITURES & ASSMNTS	7,853,563	7,923,609	6,614,090	6,739,417	
REV FROM USE OF MONEY & PROP	3,741,315	3,815,440	2,801,441	2,805,081	
INTERGOVERNMENTAL REVENUES	398,680,091	412,407,619	432,543,361	488,548,557	
CHARGES FOR SERVICES	76,701,187	78,786,033	100,415,642	101,681,274	
MISC. REVENUES	21,217,212	11,709,619	11,530,444	10,398,342	
OTHER FINANCING SOURCES	61,718,391	194,856,843	30,131,515	36,680,971	
OTHER GOVERNMENTAL UNIT REVENU	-32	10	6,500	6,500	
TOTAL SUMMARIZATION BY SOURCE	**750,747,438**	**901,115,733**	**780,225,934**	**843,889,760**	

COUNTY OF SANTA CRUZ

SUMMARY OF ADDITIONAL FINANCING SOURCES BY SOURCE AND FUND
GOVERNMENTAL FUNDS
FISCAL YEAR 2022-23

Description	2020-21 Actual	2021-22 Actual [x] Estimated [ ]	2022-23 Recommended	2022-23 Adopted by the Board of Supervisors	Fund
SUMMARIZATION BY FUND					
GENERAL FUND	665,923,401	782,557,575	660,674,836	672,883,167	10-000
ROAD IMPROVEMENT FUNDS	402,388	78,983	50,200	50,200	21-001
TRANSPORTATION IMPROVEMENT FDS	404,760	60,231	54,050	54,050	21-002
HOUSING	124,389	36,375	155,600	155,600	21-025
HOUSING CDBG	222	18,294	8,200	8,200	21-026
HOUSING-SUBDIV IN-LIEU	341,463	655,894	511,500	511,500	21-027
HOUSING-PALOMA DEL MAR	1,929	1,241	1,500	1,500	21-028
HOUSING-ST HOME GRANT FD	74,591	47,292	675,001	695,001	21-029
HOUSING-LMIH ASSET FUND HSC SE	1,116,870	660,922	603,000	603,000	21-030
HOUSING-OTHER	12,351	5,564	3,000	3,000	21-031
HOUSING-PLHA GRANT		341,549	832,645	1,057,028	21-032
PARK DED-UNINCORP COUNTY		42,408	374,675	372,675	21-115
PARK DED-APTOS I-02	19,526	32,000			21-125
PARK DED-LIVE OAK I-03	112,000	72,250			21-130
PARK DED-PAJARO I-04	14,000	5,000			21-135
PARK DED-CARBONERA II-06	22,155	12,245			21-145
PARK DED-SOQUEL II-07	9,600	53,000			21-150
PARK DED-SAN LORENZO II-08	5,600	8,800			21-155
PARK DED-APTOS HILLS III-09	578	14,450			21-160
PARK DED-SKYLINE III-10	4,624	1,156			21-165
PARK DED-SUMMIT III-11	4,046	2,890			21-170
PARK DED-EUREKA III-12	2,024				21-175
PARK DED-BONNY DOON III-14	3,468				21-185
PARK DED-ALBA REC	4	2	5	5	21-195
PARK DED-BOULDER CREEK REC	1,671	53	50	50	21-200
PARK DED-LA SELVA REC	49	3,043	50	50	21-205
PARK DED-OPAL REC	1,137	5,359			21-210
PARK DED-CERTS RESERVE	83	56	60	60	21-215
PARK DED-FUND INTEREST	11,724	8,345	10,000	10,000	21-216
TRANSPORTATION	10,146	592,736	176,000	176,000	21-220
FISH AND GAME	49,807	9,905	12,300	12,300	21-225
ART IN PUBLIC PLACES	34,680	44,635	14,385	14,385	21-300
STATE PARK BONDS	1,378,437	613,812		443,428	21-310
CAPITAL FINANCING AUTHORITY	3,585,969	33,832,185			21-400
PUBLIC FINANCING AUTHORITY	3,617,865	3,006,491			21-410
SPECIAL REVENUE - ROAD FUND	47,104,890	35,602,651	68,069,693	102,031,759	25-000
LIBRARY	7,733,399	8,141,717	7,930,418	7,930,418	26-100
COUNTY FIRE DEPT	6,567,368	5,856,267	5,899,470	6,005,665	26-105
CNTY CAPITAL PROJ-LAND & FAC (	12,039,341	28,689,903	34,168,816	50,870,239	40-100
CAPITAL PROJECTS CONTINGENCY F	482	41	30	30	42-100
SOQUEL LINEAR PARK & PARKING I	9,750				42-217
APTOS PARK I-02 -SPECIAL	21	14	20	20	49-125
LIVE OAK PARK I-03-SPECIAL	398	265	300	300	49-130
SOQUEL PARK II-07 -SPECIAL	232	134	130	130	49-150
TOTAL SUMMARIZATION BY FUND	**750,747,438**	**901,115,733**	**780,225,934**	**843,889,760**	

COUNTY OF SANTA CRUZ

DETAIL OF ADDITIONAL SOURCES BY FUND AND ACCOUNT
GOVERNMENTAL FUNDS
FISCAL YEAR 2022-23

Fund	Fund Name	Financing Source Category	Financing Source Account	2020-21 Actual	2021-22 Actual [x] Estimated [ ]	2022-23 Recommended	2022-23 Adopted by the Board of Supervisors	Dept.
10	**GENERAL FUND**							
10-000		TAXES						
10-000		40100	PROPERTY TAX-CURRENT SEC-GEN	66,423,401	69,313,922	72,475,890	72,475,890	13
10-000		40104	IN LIEU VLF FEE R&T97.7 2004	37,041,574	38,333,300	39,866,632	39,866,632	13
10-000		40106	RESIDUAL DISTRIBUTION	4,826,498	4,638,959	3,881,350	3,881,350	13
10-000		40110	PROPERTY TAX-CURRENT UNSEC-GEN	1,128,104	1,286,862	1,202,216	1,202,216	13
10-000		40130	PROPERTY TAX-PRIOR UNSEC-GEN	236,620	147,416	122,701	122,701	13
10-000		40150	SUPP PROP TAX-CURRENT SEC	505,393	2,025,627	429,410	429,410	13
10-000		40151	SUPP PROP TAX-CURRENT UNSEC	30,764	21,585	12,879	12,879	13
10-000		40160	SUPP PROP TAX-PRIOR SEC	80,714	34,581	28,621	28,621	13
10-000		40161	SUPP PROP TAX-PRIOR UNSEC	12,611	13,006	12,904	12,904	13
10-000		40168	SALES-USE TAX-MEAS G 1/2 CENT	9,022,623	9,784,275	10,374,775	10,374,775	13
10-000		40173	SALES & USE TX UNINCRP AREA1%	13,541,505	14,067,771	15,073,147	15,073,147	13
10-000		40190	AIRCRAFT TAX	52,117	52,357	52,357	52,357	13
10-000		40194	DEED/DOCUMENTARY TRANSFER TAX	3,728,479	3,782,314	3,879,656	3,879,656	13
10-000		40197	IN-LIEU TAXES OTHER	30,963	19,227	26,912	26,912	13
10-000		40202	(SEP)STATE REDEMPTION TAX	10	-10			12
10-000		40206	TRANSIENT OCCUPANCY TAX	10,225,087	14,100,480	13,895,836	13,895,836	13
10-000		40207	TRANSIENT OCCUP TAX PRIOR YR	12,002	36,797	1,186	1,186	13
10-000		40213	COUNTY CANNABIS BUSINESS TAX	3,166,457	2,039,916	2,337,833	2,337,833	13
10-000		40214	COUNTY CANNABIS BUSINESS TAX 2	3,099,377	974,385	1,512,036	1,512,036	13
10-000		TOTAL TAXES		153,164,299	160,672,770	165,186,341	165,186,341	
10-000		LICENSES, PERMITS AND FRANCHIS						
10-000		40250	CONSTRUCTION PERMITS	2,759,973	3,972,039	4,533,417	4,533,417	54
10-000		40251	CONSTRUCTION PERMITS PROCESS	1,836,277	2,339,125	2,282,699	2,282,699	54
10-000		40252	WATER WELL PERMIT-CONSTRUCTION	141,648	94,054	124,099	124,099	36
10-000		40252	WATER WELL PERMIT-CONSTRUCTION		4,586	6,000	6,000	54
10-000		40254	WATER WELL PERMIT-DESTRUCTION	12,886	15,948	5,000	5,000	36
10-000		40255	BUILDING TRAINING FEE		27,280	18,000	18,000	54
10-000		40256	TECHNOLOGY FEE		232,758	206,696	413,392	54
10-000		40257	ACCESSIBILITY FEES		1,402			54
10-000		40258	CHILD CARE DEVELOPER FEES	3,579	35,706		23,373	39
10-000		40260	GRADING PERMITS	400,846	498,263	376,780	376,780	54
10-000		40262	ROAD PRIVILEGES & PERMITS	47,343				60
10-000		40272	ZONING PERMITS	367,262	380,585	390,000	390,000	54
10-000		40284	GARBAGE COLLECTION-SAN ANDREAS	2,586,671	2,724,764	2,819,842	2,819,842	13
10-000		40288	PUBLIC UTILITY FRANCHISE	1,287,445	1,368,360	1,289,703	1,289,703	13
10-000		40290	TV TRANSCRIPT FRANCHISE	1,617,123	1,744,518	1,605,144	1,605,144	13
10-000		40300	ALTERNATIVE SEWAGE DISPOSAL	115,503	284,304	200,000	240,542	36
10-000		40300	ALTERNATIVE SEWAGE DISPOSAL		329			39
10-000		40300	ALTERNATIVE SEWAGE DISPOSAL		18,320	9,000	9,000	54
10-000		40302	AMBULANCE OPERATORS LICENSE	75,000	80,000	82,000	82,000	36
10-000		40306	BURGLAR ALARM LICENSE PERMIT	93,050	74,533	98,000	98,000	66
10-000		40307	CANNABIS LICENSING	239,909	382,314	300,000	300,000	18
10-000		40308	DOMESTIC VIOLENCE MARRIAGE LIC	73,051	56,266		47,000	39
10-000		40310	EMPLOYEE HOUSING PERMIT	9,457	9,277	16,929	11,428	36
10-000		40312	ENVIRONMENTAL FILING LICENSE	16,201	20,650	25,000	25,000	18
10-000		40314	FOOD PERMITS	1,283,307	1,327,415	1,604,020	1,934,468	36
10-000		40316	INDIV SEWAGE DISPOSAL PERMIT	51,166	55,278	52,000	52,000	36
10-000		40316	INDIV SEWAGE DISPOSAL PERMIT		2,720	5,000	5,000	54
10-000		40318	INDIVIDUAL WATER SYSTEM PERMIT	9,492	15,600	16,000	16,000	36
10-000		40318	INDIVIDUAL WATER SYSTEM PERMIT		5,850	8,000	8,000	54
10-000		40320	KENNEL/PET SHOP PERMIT	1,332	1,332	1,575	1,902	36
10-000		40324	MONITORING WELL PERMIT	4,540	4,644	921	921	36
10-000		40326	OPERATING PERMITS-SEWAGE	38,715	29,037	40,931	40,931	36
10-000		40328	ORGANIZED CAMP PERMIT	21,616	30,735	29,722	17,152	36
10-000		40330	OTHER LICENSES & PERMITS	3,886	5,027	3,500	3,500	03
10-000		40330	OTHER LICENSES & PERMITS	250	275	250	250	12
10-000		40330	OTHER LICENSES & PERMITS	191	183	175	175	21
10-000		40330	OTHER LICENSES & PERMITS	46,401	50,606	64,156	64,156	36

COUNTY OF SANTA CRUZ

DETAIL OF ADDITIONAL SOURCES BY FUND AND ACCOUNT
GOVERNMENTAL FUNDS
FISCAL YEAR 2022-23

Fund	Fund Name	Financing Source Category	Financing Source Account	2020-21 Actual	2021-22 Actual [x] Estimated [ ]	2022-23 Recommended	2022-23 Adopted by the Board of Supervisors	Dept.
10-000		40330	OTHER LICENSES & PERMITS	50,619	204,158		15,000	39
10-000		40330	OTHER LICENSES & PERMITS	7,955	19,130		5,000	49
10-000		40330	OTHER LICENSES & PERMITS		8,348	3,000	3,000	54
10-000		40330	OTHER LICENSES & PERMITS	150	296	1,000	1,000	66
10-000		40334	PUBLIC SWIMMING POOL/SPA PERMT	233,683	243,628	253,305	245,349	36
10-000		40338	SEPTIC REPAIR PERMIT	40,160	34,229	40,000	40,000	36
10-000		40338	SEPTIC REPAIR PERMIT		5,733	4,000	4,000	54
10-000		40340	SEPTIC TANK REPAIRS PERMIT	73,088	88,074	75,000	75,000	36
10-000		40340	SEPTIC TANK REPAIRS PERMIT		27,722	23,000	23,000	54
10-000		40341	SEPTIC TANK UPGRADE PERMIT	43,522	33,162	45,000	45,000	36
10-000		40341	SEPTIC TANK UPGRADE PERMIT		7,256	4,000	4,000	54
10-000		40342	SMALL PUBLIC WATER SYSTEM	132,628	139,182	148,254	227,178	36
10-000		40344	STATE SMALL WATER SYSTEM	20,004	19,490	22,981	42,180	36
10-000		TOTAL LICENSES, PERMITS AND FRANCHIS		13,745,929	16,724,491	16,834,099	17,574,581	
10-000		FINES, FORFEITURES & ASSMNTS						
10-000		40362	DRINKING DRIVER FINES-AB2086	709	37,773	43,000	43,000	36
10-000		40364	DUI FINES	12,782	10,454	10,000	10,000	57
10-000		40365	HELMET FINES-VC 21212	50	11	100	100	36
10-000		40365	HELMET FINES-VC 21212	2				45
10-000		40368	UNINSRD MTRST $3-PC 1463.22(B)	14,571	16,847	24,000	24,000	45
10-000		40370	VEHICLE CODE FINES	1,193	1,079	2,000	2,000	36
10-000		40379	COURT-HEALTH ADMIN	384	414	800	800	45
10-000		40382	FINES-CRIMINAL JUS CONS 72695	497,410	-420			13
10-000		40382	FINES-CRIMINAL JUS CONS 72695	449,648	410,838			45
10-000		40383	FINES-COURTHOUSE CONS 72705	40,055				13
10-000		40383	FINES-COURTHOUSE CONS 72705	-6,998	4,053			45
10-000		40384	FISH & GAME FINES - F&G 13003		7			21
10-000		40386	GENERAL FINES	264,112	219,861	300,000	300,000	45
10-000		40388	LITTER FINES	526	285	800	800	45
10-000		40389	SUMMARY JUDGMENTS>$5K	2,325	2,415	8,400	8,400	45
10-000		40390	LOCAL CRIME PREVNTION PC1202.5	80	31	800	800	45
10-000		40390	LOCAL CRIME PREVNTION PC1202.5	49	35	25	25	66
10-000		40391	CIVIL ASSESSMENT FEES	16,422	14,903	41,402	41,402	66
10-000		40392	MISCELLANEOUS FEES & FINES	140,366	186,679	178,019	294,213	36
10-000		40396	NIGHT COURT ASSESSMENTS	1				45
10-000		40398	OFF HIGHWAY FINES	1,464	2,917			45
10-000		40400	PARKING METER FINES	216,911	-6,510	180,193	180,193	13
10-000		40401	PARKING PENALTY-CO GF	62,640	103,726	145,872	145,872	45
10-000		40402	TRF VIOL SCH BL OF FEE VC42007	452,840	388,981	469,960	469,960	45
10-000		40403	$24 ADDL TRAF SCH VC 42007.1	97,773	88,058	104,912	104,912	45
10-000		40405	CITY ARRST-OF CO SHRE-CO75%MOE	4,725	1,620	26,876	26,876	45
10-000		40406	COARRST75% TO CO MOEPC1463.001	419,328	380,993	486,460	486,460	45
10-000		40407	ASSMT FNS 30% CO MOEPC1464(A)	260,091	243,825	329,440	329,440	45
10-000		40410	AGR COMM PENALTY	20,100	14,702	10,000	10,000	03
10-000		40414	DRUG FORFEITURE PROCEEDS	48,848	8,830	34,550	34,550	27
10-000		40414	DRUG FORFEITURE PROCEEDS	256,838	38,403	100,000	100,000	66
10-000		40416	ENVIRONMNTL HEALTH PENALTY FEE	1,000				36
10-000		40418	JUDGMENTS & DAMAGES	200	35,200	7,000	7,000	03
10-000		40418	JUDGMENTS & DAMAGES	102,468				13
10-000		40418	JUDGMENTS & DAMAGES		105	25	25	66
10-000		40419	JUDGMENTS & DAM-TEA CRT ORDER	152,610				13
10-000		40422	PROBATION IMPOSED PENALTIES	7,456	3,642	7,000	7,000	57
10-000		40426	CIVIL PENALTIES	313,561	585,814	600,000	600,000	18
10-000		40426	CIVIL PENALTIES	12,500		10,000	10,000	24
10-000		40426	CIVIL PENALTIES	21,050	42,188	10,000	19,133	54
10-000		40427	ADMIN CITATION FEE COCD 1.13	8,876	6,289	6,000	6,000	54
10-000		40428	ILLGL RNTS PNLTY COCD 1.12.070	16,596	18,616			54
10-000		43820	FINES-CJC PKG-COUNTY		9,789			45
10-000		43821	FINES-CJC PKG-CAPITOLA	10,745	14,511			45
10-000		43822	FINES-CJC PKG-CITY SANTA CRUZ	22,163	24,812			45

COUNTY OF SANTA CRUZ

DETAIL OF ADDITIONAL SOURCES BY FUND AND ACCOUNT
GOVERNMENTAL FUNDS
FISCAL YEAR 2022-23

Fund	Fund Name	Financing Source Category	Financing Source Account	2020-21 Actual	2021-22 Actual [x] Estimated [ ]	2022-23 Recommended	2022-23 Adopted by the Board of Supervisors	Dept.
10-000		43823	FINES-CJC PKG-CITY SCOTTS VALL	26	29			45
10-000		43824	FINES-CJC PKG-CITY WATSONVILLE	4,409	10,544			45
10-000		43825	FINES-CJC PKG-UCSC	6,149	12,665			45
10-000		43826	FINES-CJC PKG-CABRILLO COLLEGE	279	1,058			45
10-000		43827	FINES-CJC PKG-STATE PARKS	1,976	1,229			45
10-000		43828	FINES-CJC PKG-SC PORT DISTRICT	2,715	3,039			45
10-000		43829	FINES-CJC PKG-HIGH SCHOOLS	81	122			45
10-000		43830	FINES-CRT PKG-COUNTY		9,789			45
10-000		43831	FINES-CRT PKG-CITY CAPITOLA	10,745	14,511			45
10-000		43832	FINES-CRT PKG-CITY SANTA CRUZ	19,043	24,812			45
10-000		43833	FINES-CRT PKG-CITY SCOTTS VALL	26	29			45
10-000		43834	FINES-CRT PKG-CITY WATSONVILLE	4,409	10,544			45
10-000		43835	FINES-CRT PKG-UCSC	6,149	12,665			45
10-000		43836	FINES-CRT PKG-CABRILLO COLL	279	1,058			45
10-000		43837	FINES-CRT PKG-STATE PARKS	1,976	1,229			45
10-000		43838	FINES-CRT PKG-SC PORT DISTRICT	2,715	3,039			45
10-000		43839	FINES-CRT PKG-HIGH SCHOOLS	81	122			45
10-000		44140	COSTS FOR DELINQUENT TAXES	118,566	139,763	120,000	120,000	12
10-000		44141	NON-RESPONSE PENALTY			1,000	1,000	09
10-000		44142	PENALTIES FOR DELINQUENT TAXES	2,608,215	3,146,660	1,830,725	1,830,725	13
10-000		44142	PENALTIES FOR DELINQUENT TAXES		635	1,485	1,485	24
10-000		44142	PENALTIES FOR DELINQUENT TAXES	33	825			54
10-000		44143	REDMPTN PNLTIES FOR DELINQ TXS	1,068,680	1,590,331	1,500,000	1,500,000	13
10-000		44143	REDMPTN PNLTIES FOR DELINQ TXS		7,332	10,246	10,246	24
10-000		44143	REDMPTN PNLTIES FOR DELINQ TXS	65	8,814			54
10-000	TOTAL FINES, FORFEITURES & ASSMNTS			7,801,087	7,912,620	6,601,090	6,726,417	
10-000	REV FROM USE OF MONEY & PROP							
10-000		40430	INTEREST	656,083	575,805	416,681	416,681	13
10-000		40430	INTEREST	98,252	16			18
10-000		40430	INTEREST	9,019	7,150			23
10-000		40430	INTEREST	21,922	12,033			25
10-000		40430	INTEREST	2,041	488			27
10-000		40430	INTEREST	50	1,206			30
10-000		40430	INTEREST	94,425	99,816			36
10-000		40430	INTEREST	67,058	50,273			39
10-000		40430	INTEREST	855	1,343			45
10-000		40430	INTEREST	6,148	4,271		2,121	49
10-000		40430	INTEREST	722	1,227		804	51
10-000		40430	INTEREST	19,185	5,377	7,585	9,899	54
10-000		40430	INTEREST	59,716	44,173			57
10-000		40430	INTEREST	2,535	1,907	1,009	1,009	60
10-000		40430	INTEREST	23,721	16,050	1,000	1,000	66
10-000		40431	INTEREST PRIOR YEARS ADJUSTMT		183			36
10-000		40434	INTEREST-TRANS	157,933	184,437	141,725	141,725	13
10-000		40435	INTEREST-NON COUNTY TREASURER		2			13
10-000		40435	INTEREST-NON COUNTY TREASURER	2,242	556	1,599		36
10-000		40440	RENTS & CONCESSIONS	338,306	345,562	345,125	345,125	13
10-000		40440	RENTS & CONCESSIONS	66,270	427,464	441,217	441,217	33
10-000		40440	RENTS & CONCESSIONS	479,586	431,632	419,887	419,887	36
10-000		40440	RENTS & CONCESSIONS	49,082	49,610	33,000	33,000	43
10-000		40440	RENTS & CONCESSIONS	359,626	730,671	695,000	695,000	49
10-000		40440	RENTS & CONCESSIONS			5,280	5,280	54
10-000		40440	RENTS & CONCESSIONS	8,827	9,180	9,180	9,180	60
10-000		40440	RENTS & CONCESSIONS	112	1,620	3,400	3,400	66
10-000		40441	RENTAL DEPOSIT/FORFEIT REVENUE		152	1,000	1,000	49
10-000		40444	STORAGE USE	298	189	102		36
10-000		40444	STORAGE USE				102	39
10-000	TOTAL REV FROM USE OF MONEY & PROP			2,524,014	3,002,393	2,522,790	2,526,430	
10-000	INTERGOVERNMENTAL REVENUES							
10-000		40470	ST-MOTOR VEHICLE IN LIEU TAX	166,453	253,833	181,657	181,657	13

COUNTY OF SANTA CRUZ

DETAIL OF ADDITIONAL SOURCES BY FUND AND ACCOUNT
GOVERNMENTAL FUNDS
FISCAL YEAR 2022-23

Fund	Fund Name	Financing Source Category	Financing Source Account	2020-21 Actual	2021-22 Actual [x] Estimated [ ]	2022-23 Recommended	2022-23 Adopted by the Board of Supervisors	Dept.
10-000		40471	ST-MOTOR VEHIC HSA REALIGNMENT	8,061,162	5,198,489	8,061,768	8,061,768	36
10-000		40471	ST-MOTOR VEHIC HSA REALIGNMENT		1,032,537			39
10-000		40495	ST AID-PROP 172 FR FD72406			1,245,791		13
10-000		40495	ST AID-PROP 172 FR FD72406	2,525,437	3,237,581	2,888,992	3,064,543	27
10-000		40495	ST AID-PROP 172 FR FD72406	3,455,494	3,945,908	3,521,054	3,735,013	57
10-000		40495	ST AID-PROP 172 FR FD72406	14,718,088	15,791,847	14,091,546	14,947,827	66
10-000		40501	ST-CALWIN ADMIN	805,972	852,310	569,009	569,009	39
10-000		40505	ST-PUBLIC AUTHORITY ADMIN	1,589,859	1,563,625	1,729,074	1,729,074	39
10-000		40510	ST-ADOPTION	224,342	65,967			39
10-000		40511	ST-CCR Recon Adjustments	-173,286	132,849	-800,129	-800,129	39
10-000		40512	ST-IGT MEDI-CAL MANAGED CARE		8,820,966			36
10-000		40516	ST-AFDC	-222,636	-68,110			39
10-000		40518	ST-AFDC - FG&U	4,315,112	4,263,868	4,189,346	4,189,346	39
10-000		40520	ST-CHILD WELFARE SERVICES	3,539,496	2,509,658	1,893,474	2,091,572	39
10-000		40528	ST-FOSTER FAMILY HOME LICENSNG	32,448	3			39
10-000		40530	ST-GAIN	3,078,214	3,251,878	3,479,065	3,479,065	39
10-000		40532	ST-IN HOME SUPPORTIVE SERVICES	2,691,151	2,701,786	2,771,218	2,771,218	39
10-000		40534	ST-MEDI-CAL	19,933,368	20,672,691	21,399,064	21,399,064	39
10-000		40536	ST-NON ASSISTANCE FOOD STAMPS	5,920,922	6,931,908	6,216,334	6,330,752	39
10-000		40544	ST-HOUSING & COMMUNITY DEV	313	100,844	500,000	928,843	54
10-000		40548	ST-SUPP ENF INCENTIVE	1,875,396	1,842,923	2,015,865	2,015,865	25
10-000		40550	ST-REVENUE OFFSET FOR UNCOLL	-80,232	-6,256			39
10-000		40570	ST-CCS ADMIN ALLOWANCE	212,348	264,427	74,345	74,345	36
10-000		40572	ST-CCS MEDI-CAL ADMIN ALLOWNCE	839,782	963,581	1,294,574	1,294,574	36
10-000		40582	ST-CALIFORNIA CHILDREN SERVICE	451,983	557,959	2,012,745	2,012,745	36
10-000		40618	ST-SHORT/DOYLE	902,071	672,939			36
10-000		40620	ST-SHORT/DOYLE FED BLOCK GRANT	382,302	350,036	659,671	777,446	36
10-000		40622	ST-SHORT/DOYLE FED M/CAL	5,890,429	10,580,135	11,081,983	11,081,983	36
10-000		40624	ST-SHORT/DOYLE MEDICAL FED	23,003,624	32,003,052	29,325,091	29,392,777	36
10-000		40626	ST-SHORT/DOYLE MENTAL HEALTH	17,872,642	17,410,395	22,354,092	22,600,589	36
10-000		40654	ST-COMMUNITY SVCS BLOCK GRANT	380,128	740,123	930,108	1,092,712	39
10-000		40660	ST-AB75 HEALTH EDUCATION	184,120	443,541	300,000	300,000	36
10-000		40662	ST-ADMIN & SERVICES	32,995	-533			36
10-000		40664	ST-AIDS EPIDEMIOLOGY	31,080	31,190	33,314	33,314	36
10-000		40666	ST-AIDS HEALTH EDUCATION	80,647	70,312	68,481	68,481	36
10-000		40668	ST-AZT	21,985	24,775			36
10-000		40679	ST-EMSA REVENUE		58,860			36
10-000		40684	ST-IMMUNIZATION ASSISTANCE	228,710	620,527	1,339,422	1,339,422	36
10-000		40690	ST-OTHER HEALTH AID	1,022,510	1,664,377	2,411,063	2,470,918	36
10-000		40690	ST-OTHER HEALTH AID		113,550		26,325	66
10-000		40693	ST-RISK REDUCTION	20,539	20,539	20,539	20,539	36
10-000		40721	ST-CDFA INDUSTRIAL HEMP AGMT	16,759	4,942	32,800	32,800	03
10-000		40722	ST-AGRI GAS TAX UNCLAIMED	588,340	559,040	575,000	575,000	03
10-000		40723	ST-CDFA CALCANNABIS	8,800		7,000	7,000	03
10-000		40724	ST-EGG QLITY CONTROL WHOLESALE	2,672	4,090	4,742	4,742	03
10-000		40725	ST-CDFA BEE SAFE		648	1,767	1,767	03
10-000		40726	ST-MISC AGRIC AID	8,625	13,660	11,920	11,920	03
10-000		40727	ST-CDFA SUDDEN OAK DEATH (SOD)	49,936	46,704	45,152	45,152	03
10-000		40728	ST-NURSERY INSPECTION PROGRAM	5,260	3,418	11,000	11,000	03
10-000		40730	ST-PEST CONTROL HIGH RISK	44,534	89,132	85,000	85,000	03
10-000		40731	ST-PEST DETECTION	301,893	237,635	164,545	164,545	03
10-000		40732	ST-PESTICIDE ENFORCEMENT PROG	330,680	321,237	345,000	345,000	03
10-000		40733	ST-GLASSY WING SHARP SHOOTER	61,190	50,122	64,519	64,519	03
10-000		40735	ST-ASIAN CITRUS PSYLLID	36,962	32,384	39,364	39,364	03
10-000		40736	ST-SEED SERVICE	100	465	100	100	03
10-000		40752	ST-CIVIL DEFENSE ADMIN		-5,000	151,562	247,541	18
10-000		40752	ST-CIVIL DEFENSE ADMIN	117,588	152,117	88,250	88,250	30
10-000		40756	ST-EMERGENCY SERVICES		58,373	175,000	175,000	18
10-000		40756	ST-EMERGENCY SERVICES	210,454				30
10-000		40784	ST-CORRECTIONS	3,156,869	3,571,782	4,343,154	4,594,584	57

COUNTY OF SANTA CRUZ

DETAIL OF ADDITIONAL SOURCES BY FUND AND ACCOUNT
GOVERNMENTAL FUNDS
FISCAL YEAR 2022-23

Fund	Fund Name	Financing Source Category	Financing Source Account	2020-21 Actual	2021-22 Actual [x] Estimated [ ]	2022-23 Recommended	2022-23 Adopted by the Board of Supervisors	Dept.
10-000		40784	ST-CORRECTIONS	20,701	-7,250			66
10-000		40786	ST-STATE SUBVENTION GRANT	214,249	174,160	200,000	200,000	27
10-000		40796	ST-SB 924 CDC TRAINING	56,700	60,216	58,344	58,344	57
10-000		40796	ST-SB 924 CDC TRAINING	70,800	87,672	60,000	60,000	66
10-000		40810	ST-NATURAL DISASTER ASSISTANCE		3,030,000	77,071	77,071	18
10-000		40810	ST-NATURAL DISASTER ASSISTANCE	508,667	306,800		654,789	39
10-000		40810	ST-NATURAL DISASTER ASSISTANCE		28,945			49
10-000		40810	ST-NATURAL DISASTER ASSISTANCE	491,495	-482,995			66
10-000		40820	ST-VETERAN'S AFFAIRS	111,540	106,656	123,652	133,652	39
10-000		40830	ST-HOMEOWNERS' PROP TAX RELIEF	355,540	351,621	358,742	358,742	13
10-000		40840	ST-TRIAL COURT	211,563	42,924	200,000	200,000	45
10-000		40845	ST-AUTO INSURANCE FRAUD	25,748	26,096	30,000	30,000	27
10-000		40851	ST-AVA FUNDS	1,252	124,814	101,500	101,500	66
10-000		40852	ST-OTHR TAX RELIEF SUBVENTIONS	54,209	61,463	39,123	39,123	13
10-000		40855	ST-STATE-JUVENILE PROBTN FNDNG	1,301,862	2,191,928	1,625,559	1,625,559	57
10-000		40859	ST-CWKS MOE REV		4,861,177	4,401,319	4,401,319	39
10-000		40860	ST-COASTAL CONSERVANCY		8,072		95,964	49
10-000		40861	ST-CANNABIS PROGRAM	510,519				18
10-000		40865	ST-DMV FEES	272,490	493,807	452,982	452,982	66
10-000		40867	ST-HOUSING		4,015,221	6,864,719	7,517,738	39
10-000		40872	ST-MANDATED COST REIMBURSEMENT	2,209	1,921			12
10-000		40872	ST-MANDATED COST REIMBURSEMENT	2,887		2,887	2,887	13
10-000		40872	ST-MANDATED COST REIMBURSEMENT	60,072	71,695	30,000	30,000	27
10-000		40872	ST-MANDATED COST REIMBURSEMENT	104,225	104,226	104,000	104,000	36
10-000		40872	ST-MANDATED COST REIMBURSEMENT	239,175	248,009	238,956	238,956	57
10-000		40872	ST-MANDATED COST REIMBURSEMENT			125,000	125,000	66
10-000		40873	ST-OFFC OF TRAFFIC SAFETY GRNT	262,948	303,886	514,500	546,560	36
10-000		40878	ST-REALIGNMENT	18,928,477	1,706,672	1,515,830	1,515,830	36
10-000		40878	ST-REALIGNMENT		11,294,385	12,098,579	12,098,579	39
10-000		40878	ST-REALIGNMENT	215,805	215,805	185,987	185,987	66
10-000		40881	ST-RURAL CRIME	532,294	528,015	526,487	526,487	66
10-000		40883	ST-SPP LW ENFRC SV SLESA/SLESF	118,290	119,076	124,525	124,525	27
10-000		40883	ST-SPP LW ENFRC SV SLESA/SLESF	1,060,998	1,156,076	1,177,686	1,177,686	57
10-000		40883	ST-SPP LW ENFRC SV SLESA/SLESF	1,144,117	564,704	324,493	324,493	66
10-000		40884	ST-TO LOCAL AGENCIES	17,810			17,810	39
10-000		40884	ST-TO LOCAL AGENCIES	3,607,355				66
10-000		40889	ST-VICTIM COMPENSATION PROG	24,131	40,645	80,000	80,000	27
10-000		40889	ST-VICTIM COMPENSATION PROG	27,618	28,113			57
10-000		40891	ST-WORKERS COMP INSUR FRAUD	169,712	192,019	160,000	160,000	27
10-000		40894	ST-OTHER			64,000	64,000	03
10-000		40894	ST-OTHER		523,379			13
10-000		40894	ST-OTHER	5,579				18
10-000		40894	ST-OTHER	1,198,465	72,025		1,313,971	21
10-000		40894	ST-OTHER	108,522	165,772	210,000	210,000	27
10-000		40894	ST-OTHER	3,897,299	7,592,633	17,307,677	18,351,057	36
10-000		40894	ST-OTHER		1,048		144,917	49
10-000		40894	ST-OTHER	461,186	297,212		47,492	54
10-000		40894	ST-OTHER	115,804	114,554	112,500	112,500	57
10-000		40894	ST-OTHER			354,416	354,416	59
10-000		40894	ST-OTHER	885,375	637,803	751,470	831,470	66
10-000		40895	ST-SB163 WRAPAROUND PROGRAM	213,918	603,195	240,111	240,111	36
10-000		40895	ST-SB163 WRAPAROUND PROGRAM	294,475				57
10-000		40901	ST-AB109 PROGRAM	110,945	167,119	100,662	100,662	27
10-000		40901	ST-AB109 PROGRAM	7,018,121	9,394,699	8,571,368	8,571,368	57
10-000		40901	ST-AB109 PROGRAM	110,945	167,119	115,000	115,000	59
10-000		40901	ST-AB109 PROGRAM	6,355,904	4,440,393	3,553,631	3,553,631	66
10-000		40902	ST-AB118 LOCAL REV FD PROG	21,815,386	24,280,212	25,438,510	25,438,510	36
10-000		40902	ST-AB118 LOCAL REV FD PROG	16,300,541	17,304,244	15,705,761	15,705,761	39
10-000		40902	ST-AB118 LOCAL REV FD PROG	3,899,497	3,813,400	3,727,941	3,727,941	66
10-000		40903	ST-CCPIF SB678 PC1230(A)	939,089	1,750,790	1,820,398	1,820,398	57

COUNTY OF SANTA CRUZ

DETAIL OF ADDITIONAL SOURCES BY FUND AND ACCOUNT
GOVERNMENTAL FUNDS
FISCAL YEAR 2022-23

Fund	Fund Name	Financing Source Category	Financing Source Account	2020-21 Actual	2021-22 Actual [x] Estimated [ ]	2022-23 Recommended	2022-23 Adopted by the Board of Supervisors	Dept.
10-000		40905	ST-CAL OES SAFE REIMBURSEMENT		115,339			66
10-000		40920	FED-ADOPTIONS ADMIN	751,596	817,752	865,292	865,292	39
10-000		40922	FED-AFDC ADMIN	95	101			39
10-000		40923	FED-CALWIN ADMIN	175,909	241,434	759,047	759,047	39
10-000		40924	FED-CHILD WELFARE SRVCS ADMIN	6,264,207	7,720,662	9,746,341	9,746,341	39
10-000		40927	FED-FAMILY PRESERVATIONS-ADMN	269,679	219,066	269,310	269,310	39
10-000		40928	FED-FOOD STMP EMPL & TRNG ADMN	273,942	460,775	535,115	753,446	39
10-000		40929	FD-TTL XX FOR CWS & FC AST ADM	205,889	235,644	222,785	222,785	39
10-000		40930	FED-FOSTER FAMILY LICNSNG ADMN	11,149	13,824	8,646	8,646	39
10-000		40932	FED-GAIN ADMIN	18,608,814	18,026,205	19,963,668	19,963,668	39
10-000		40935	FED-MAA/TCM MEDI-CAL ADMIN ACT	4,558,002	4,420,993	6,184,253	5,976,432	36
10-000		40935	FED-MAA/TCM MEDI-CAL ADMIN ACT	259,525	87,833	36,000	245,420	39
10-000		40935	FED-MAA/TCM MEDI-CAL ADMIN ACT	857,726	994,080	900,000	900,000	57
10-000		40936	FED-NON ASSTNC FOOD STMPS ADMN	226,699	355,197	305,640	335,640	36
10-000		40936	FED-NON ASSTNC FOOD STMPS ADMN	6,649,872	7,989,565	11,660,452	11,660,452	39
10-000		40939	FED-PUBLIC AUTHORITY ADMIN	2,122,773	2,235,411	1,959,464	1,959,464	39
10-000		40941	FED-SUPP ENF ADMIN REIMB	3,640,474	3,368,297	3,898,146	3,898,146	25
10-000		40942	FED-CSBG CM SRV BLCK GRNT-ADMN	1,717,125	1,812,072	2,365,385	2,400,962	39
10-000		40943	FED-WIB WORK INVEST ADMIN	3,564,995	3,671,852	4,621,432	4,621,432	39
10-000		40945	FED-REV OFFSET FOR UNCOLLCTBLE	-140,662	-57,739			39
10-000		40950	FED-ADOPTIONS ASSISTANCE PROGR	4,947,903	5,052,609	4,689,977	4,689,977	39
10-000		40952	FED-AFDC	2,760,879	3,377,252	4,943,830	4,943,830	39
10-000		40955	FED-IHSS IN HOME SUPP SERV	3,654,473	3,439,964	3,745,002	3,745,002	39
10-000		40960	FED-SURPLUS FOOD PROGRAM	26,127	33,594	39,000	39,000	57
10-000		40964	FED-FOSTER CARE	1,344,568	980,017	1,137,469	1,137,469	39
10-000		40968	FED-REFUGEE CASH	861	5,616	13,478	13,478	39
10-000		40980	FED-AIDS C.A.R.E. ACT	538,808	381,878	238,657	238,657	36
10-000		40988	FED-DRUG BLOCK GRANT	1,913,022	2,504,687	2,467,809	3,294,465	36
10-000		40996	FED-HEALTH PROGRAMS	3,572,819	8,402,187	6,047,164	6,047,164	36
10-000		40997	FED-SAMHSA DRG FR CMM SPP(DFC)	131,617	62,625			36
10-000		41006	FED-MCH BASIC GRANT	246,467	302,198	272,564	272,564	36
10-000		41046	FED-FAS/FAU PROJECTS	395				03
10-000		41093	FED-FEMA	-8,282				03
10-000		41093	FED-FEMA	-11,853				12
10-000		41093	FED-FEMA	-199,594				18
10-000		41093	FED-FEMA	-16,097				21
10-000		41093	FED-FEMA	-12,752	-23,030			30
10-000		41093	FED-FEMA	-102,677				33
10-000		41093	FED-FEMA	-152,892	-870,153			36
10-000		41093	FED-FEMA	5,319,357	3,628,604			39
10-000		41093	FED-FEMA	-130,649	16,465			49
10-000		41093	FED-FEMA	-54,471				51
10-000		41093	FED-FEMA	-2,974	113			57
10-000		41093	FED-FEMA	1,609,498	-250,552			66
10-000		41095	FED-MISC GRANTS	48,341	826,517	2,129,507	2,129,507	36
10-000		41095	FED-MISC GRANTS	4,367	32,789		36,261	66
10-000		41096	FED-OTHER	-100,585				21
10-000		41096	FED-OTHER	4,714,265	4,817,674	3,498,219	3,498,219	36
10-000		41096	FED-OTHER	397,061	314,850	308,936	325,762	57
10-000		41097	FED-PROBATION TITLE IVE	289,094	403,118	337,500	337,500	57
10-000		41101	FED-ALIEN ASSISTANCE GRANT		102,802	80,000	80,000	66
10-000		41102	FED-BJA GRANT	510,530	823,572	276,080	276,080	66
10-000		41106	FED-HUD	90,225				18
10-000		41106	FED-HUD	687,878	956,415	809,750	809,750	36
10-000		41106	FED-HUD	349,631	396,993	558,075	558,075	39
10-000		41106	FED-HUD	3,045	698,629		1,975,246	54
10-000		41130	FED-FROM OTHER GOVT AGENCIES		8,102,041		2,075,354	39
10-000		41136	FED-DA VICTIMS SERVICES	1,007,229	924,190	1,276,591	1,276,591	27
10-000		41148	FED-CARES ACT CRF FUNDING	8,032				03
10-000		41148	FED-CARES ACT CRF FUNDING	4,328				12

COUNTY OF SANTA CRUZ

DETAIL OF ADDITIONAL SOURCES BY FUND AND ACCOUNT
GOVERNMENTAL FUNDS
FISCAL YEAR 2022-23

Fund	Fund Name	Financing Source Category	Financing Source Account	2020-21 Actual	2021-22 Actual [x] Estimated [ ]	2022-23 Recommended	2022-23 Adopted by the Board of Supervisors	Dept.
10-000		41148	FED-CARES ACT CRF FUNDING	3,448,819				13
10-000		41148	FED-CARES ACT CRF FUNDING	-94,728	13,656			18
10-000		41148	FED-CARES ACT CRF FUNDING	366,646				33
10-000		41148	FED-CARES ACT CRF FUNDING	6,261,520				36
10-000		41148	FED-CARES ACT CRF FUNDING	6,665,603				39
10-000		41148	FED-CARES ACT CRF FUNDING	1,364,608				49
10-000		41148	FED-CARES ACT CRF FUNDING	127,580				51
10-000		41148	FED-CARES ACT CRF FUNDING	1,100,000				54
10-000		41148	FED-CARES ACT CRF FUNDING	94,136				57
10-000		41148	FED-CARES ACT CRF FUNDING	154,391				66
10-000		41149	FED-ARP FUNDING	26,534,211	26,534,211			13
10-000		41150	CONTR FR OTHER GOVT AGENCIES	163,199	159,970	159,970	159,970	27
10-000		41150	CONTR FR OTHER GOVT AGENCIES		126,356			30
10-000		41150	CONTR FR OTHER GOVT AGENCIES	297,588	297,588	537,814	537,814	36
10-000		41150	CONTR FR OTHER GOVT AGENCIES				1,080,000	39
10-000		41150	CONTR FR OTHER GOVT AGENCIES	1,324				49
10-000		41150	CONTR FR OTHER GOVT AGENCIES	483,936	193,608	249,330	249,330	66
10-000		41155	AID FROM OTHER GOV AGENCIES	10,000				49
10-000		41155	AID FROM OTHER GOV AGENCIES	39,000	39,000	39,000	39,000	57
10-000		41156	AID FROM OTH GOV-CITIES	59,805				39
10-000		41157	AID FROM OTH GOV-COUNTIES	21,507				39
10-000		41157	AID FROM OTH GOV-COUNTIES	53,229	28,619			57
10-000		41160	AID FROM OTH GOV-LCL HSNG AUTH	5,832				39
10-000		41161	AID FROM OTH GV-PRP 10 SC COMM	24,232	33,977			36
10-000		41161	AID FROM OTH GV-PRP 10 SC COMM	343,461	333,896	455,972	455,972	39
10-000		41162	RDA PASS-THROUGHS	204,545	441,666	383,563	383,563	13
10-000		41163	AID OTH GV-ANTI TERR APPR AUTH	57,480	13,843	45,000	45,000	36
10-000		41163	AID OTH GV-ANTI TERR APPR AUTH	57,008	6,079	5,000	5,000	66
10-000		41164	AID OTH GOV-UASI APPRVL AUTHOR	31,579				30
10-000		TOTAL INTERGOVERNMENTAL REVENUES		354,694,453	384,604,306	360,926,050	373,084,812	
10-000		CHARGES FOR SERVICES						
10-000		41205	ASSESSMENT & TAX COLLECTN FEES	587,939	612,749	605,050	594,498	12
10-000		41206	PROPERTY TAX ADMIN FEE	981,404	920,481	1,010,846	920,481	09
10-000		41206	PROPERTY TAX ADMIN FEE	474,209	354,191	488,436	354,191	12
10-000		41206	PROPERTY TAX ADMIN FEE	9,677	1,620	10,315	1,620	18
10-000		41206	PROPERTY TAX ADMIN FEE	2,938	11,141	3,026	11,141	24
10-000		41207	DBT SERV TX ASSESS & ADMN FEES	10,306	10,787	11,485	10,260	12
10-000		41208	SUPP ROLL ASSESSMENT FEE	352,380	463,143	349,514	462,749	09
10-000		41208	SUPP ROLL ASSESSMENT FEE	169,363	392,691	167,986	392,356	12
10-000		41220	ACCOUNTING FEES	279,245	303,386	275,221	275,221	12
10-000		41220	ACCOUNTING FEES	114,933				66
10-000		41222	AUDIT FEES	25,400	8,000	21,000	21,000	12
10-000		41232	RADIO SERVICES	373,986	578,354	472,552	472,552	43
10-000		41240	CANDIDATE FILING FEE	78,832	81,895	50,000	50,000	21
10-000		41242	DISTRICT ELECTION CHARGES	922,618	467,835	500,000	500,000	21
10-000		41244	POSTAGE REIMBURSEMENT	13,348	14,573	16,000	16,000	21
10-000		41255	LEGAL FEES-AT COST PLANNING			5,000	5,000	24
10-000		41256	LEGAL FEES	122,239	95,172	237,484	237,484	24
10-000		41257	LEGAL FEES-PROBATE ESTATES	39,024	51,759	50,000	50,000	24
10-000		41259	LEGAL FEES-PUBLIC WORKS	135,000	135,000	185,000	185,000	24
10-000		41260	PUBLIC DEFENDER FEES	1,120	947			59
10-000		41262	PUBLIC DEFENDER REGISTR FEES	5,596				59
10-000		41291	CODE ENFORC-UNPERMITTD CNSTRCT	8,670	533	1,500	1,500	54
10-000		41292	CLEARANCE REVIEW FEES	88,965	89,690	100,000	100,000	36
10-000		41292	CLEARANCE REVIEW FEES		2,022	800	800	54
10-000		41293	CODE ENFORCEMENT	76,477	87,827	55,000	75,000	54
10-000		41294	CORNER RECORD	447	650	650	650	60
10-000		41296	DEVELOPMENT REVIEW GROUP	1,000				60
10-000		41297	ENGINEERING REPORT REVIEW	1,600				54
10-000		41299	ENVIRONMENTAL TECHNICAL REVIEW	50,870	82,145	85,000	85,000	54

COUNTY OF SANTA CRUZ

DETAIL OF ADDITIONAL SOURCES BY FUND AND ACCOUNT
GOVERNMENTAL FUNDS
FISCAL YEAR 2022-23

Fund	Fund Name	Financing Source Category	Financing Source Account	2020-21 Actual	2021-22 Actual [x] Estimated [ ]	2022-23 Recommended	2022-23 Adopted by the Board of Supervisors	Dept.
10-000		41301	GEOLOGICAL TECHNICAL REVIEW	99,635	209,007	239,333	239,333	54
10-000		41304	INSPECTION CHARGES	22,077	20,635	18,550	18,550	03
10-000		41304	INSPECTION CHARGES	67,558	115,311	275,000	275,000	60
10-000		41306	INSPECTION FEES	134,926	115,213	114,750	114,750	03
10-000		41310	MAJOR PROJECTS AT COST SERVICE	821,860	895,460	1,146,074	1,146,074	54
10-000		41316	MONUMENTATION FEES	61,040	68,141	36,100	36,100	60
10-000		41322	PLAN CHECKING FEES	2,983				54
10-000		41322	PLAN CHECKING FEES	106,431	57,102	107,000	107,000	60
10-000		41330	PRELIM LOT INSPECTION FEES	139,762	157,459	130,000	143,514	36
10-000		41330	PRELIM LOT INSPECTION FEES		16,112	9,000	9,000	54
10-000		41331	PLANNING SERV-GP UPDATE	162,348	197,273	169,808	169,808	54
10-000		41332	PLANNING SERVICES OTHER	812,153	767,252	844,500	844,500	54
10-000		41334	HOUSING FEES	43,231	58,040	190,500	218,798	54
10-000		41335	HOUSING IMPLEMENTATION	150,000				54
10-000		41338	VA FHA LOAN INSPECTION	2,114	358	4,000	4,000	36
10-000		41342	QUARRY PRMT INSPCTN SVCS ZNE 4	23,407	3,413	25,000	25,000	54
10-000		41346	RECORD OF SURVEY CHECKING	27,300	50,000	38,000	38,000	60
10-000		41349	ROAD PLANNING-RESIDENTIAL	50,140	92,920	65,000	65,000	60
10-000		41350	SCCRDA SERVICES	34,345		2,000	2,000	18
10-000		41350	SCCRDA SERVICES	27,938	4,625	1,300	1,300	24
10-000		41351	ROAD PLANNING - COMMERCIAL	14,410	9,170	30,000	30,000	60
10-000		41353	STREET ADDRESSING FEES	9,471	10,296	10,000	10,000	54
10-000		41358	VIOLATION REINSPECTION		840			36
10-000		41406	REGISTRATION FEES	209,356	214,286	205,500	205,500	03
10-000		41422	CIVIL PROCESS FEES	3,220	35,100	20,000	20,000	12
10-000		41422	CIVIL PROCESS FEES	33,406	39,180	90,000	90,000	66
10-000		41428	FISCAL SERVICE CHARGE	69,271	64,182	53,288		36
10-000		41428	FISCAL SERVICE CHARGE				53,288	39
10-000		41432	REDEMPTION FEES	13,313	13,678	15,000	15,000	12
10-000		41457	RECORDING FEES-CO GF	77,894	50,100	46,385	46,385	45
10-000		41458	COGF$25 ADM SCRNG PC1463.07MOE	5,706	6,379	13,002	13,002	45
10-000		41459	COGF$10 CIT PRCSS PC1463.07MOE	408	422	1,000	1,000	45
10-000		41474	PROBATION SERVICES FEE	2,895	229			57
10-000		41486	OTHER COURT FEES AND COSTS	75,000	-75,000			45
10-000		41500	ESTATE FEES	21,694	26,986	20,000	20,000	27
10-000		41500	ESTATE FEES	12,292	6,289	101,779		36
10-000		41500	ESTATE FEES				101,779	39
10-000		41520	ALARM RESPONSE SERVICE FEE	6,850	26,902	30,000	30,000	66
10-000		41521	DETENTION FACILITY/JAIL FEES				4,964	36
10-000		41522	BOOKING FEE 29550(E)	600,777	594,274	638,000	638,000	66
10-000		41524	CONSUMER FRAUD PENALTY	5,082,020	1,835,056	2,063,055	2,063,055	27
10-000		41526	DOMESTIC VIOLENCE DIVERSN FEES	35				57
10-000		41527	DNA IDENTIFICATN FD GC76104.6		287,596			66
10-000		41530	EDUCATION SVCS-POST REIMBRSMNT	80	18,508	62,000	62,000	66
10-000		41532	ELECTRONIC SUPERVISION PROGRAM	67				57
10-000		41536	IDENTIFICATION FEES	8,504	4,367	8,000	8,000	66
10-000		41538	LAW ENFORCEMENT SERVICES	2,662,982	2,800,873	2,885,106	2,885,106	66
10-000		41542	TRAFFIC SCHOOL FEES	355	35	1,015	1,015	36
10-000		41548	OTHER LAW ENFORCEMENT SERVICES	127				57
10-000		41548	OTHER LAW ENFORCEMENT SERVICES	401,001	817,810	1,098,677	1,098,677	66
10-000		41557	VITALS STATISTICS	28,828	43,418			23
10-000		41558	VITALS RECORD COPIES		9			21
10-000		41558	VITALS RECORD COPIES	127,876	130,000	165,000	165,000	23
10-000		41559	RECORDERS INDEX-MF/CDS	18,576	21,905	20,000	20,000	23
10-000		41560	RECORDING FEES	1,683,459	1,101,123	1,350,000	1,350,000	23
10-000		41560	RECORDING FEES		340			60
10-000		41561	PASSPORT FEES	75,950	136,745	100,000	100,000	21
10-000		41562	FICTITIOUS BUS NAME STMTS	102,195	88,971	90,000	90,000	21
10-000		41563	FICTITIOUS B/N COPIES	797	684	750	750	21
10-000		41564	MARRIAGE LIC PUBLIC	131,196	109,214	120,000	120,000	21

COUNTY OF SANTA CRUZ

DETAIL OF ADDITIONAL SOURCES BY FUND AND ACCOUNT
GOVERNMENTAL FUNDS
FISCAL YEAR 2022-23

Fund	Fund Name	Financing Source Category	Financing Source Account	2020-21 Actual	2021-22 Actual [x] Estimated [ ]	2022-23 Recommended	2022-23 Adopted by the Board of Supervisors	Dept.
10-000		41565	MARRIAGE LIC CONFIDENTIAL	10,887	10,431	10,500	10,500	21
10-000		41566	NOTARY BOND FEES	5,709	7,392	6,000	6,000	21
10-000		41567	OTHER CERTIFIED COPIES-CLERK	3,413	3,498	3,200	3,200	21
10-000		41568	MARRIAGE CEREMONY FEE	70,000	77,800	70,000	70,000	21
10-000		41580	REMOVAL OF ABANDONED VEHICLES	2,541	3,838	5,000	5,000	66
10-000		41606	CONDITION USE PERMIT	41,939	27,950	55,000	55,000	36
10-000		41614	DEVELOPMENT REVIEW GROUP	4,902	1,634	3,000	3,000	60
10-000		41615	SITE MITIGATION FEES	162,519	258,754	615,103	643,482	36
10-000		41617	EMERGENCY RESPONSE RECOVERY			6,500	6,500	36
10-000		41618	OTHER ENVIRONMENTAL SERVICES	410,067	633,269	1,148,362	1,596,418	36
10-000		41619	DRNKNG DRIVR 1ST OFFN-ADMN/MON	23,734	16,192	28,000	28,000	36
10-000		41628	HAZARDOUS MATL MGMT PLAN	878,996	913,781	852,028	999,630	36
10-000		41630	HAZARDOUS MAT-FAC PLAN REVIEW	19,228	1,096	7,302	7,302	36
10-000		41632	HAZ MAT-UNDERGROUND STOR FEE	251,125	253,555	244,627	192,925	36
10-000		41634	HAZARDOUS WASTE GENERATOR	90,352	97,200	100,445	148,752	36
10-000		41636	HAZARDOUS MATL FILE REVIEW	28,007	31,389			36
10-000		41640	HEALTH FEES-OTHER	26,279	22,740	22,813	31,488	36
10-000		41658	MEDICAL WASTE	109,238	109,111	116,679	96,198	36
10-000		41675	OUTPATIENT CLINIC FEES-EPIC	25,817,036	30,682,349	46,373,516	46,373,516	36
10-000		41678	PATIENT REVENUE	1,575				01
10-000		41678	PATIENT REVENUE	4,900,062	3,208,784	5,633,707	5,633,707	36
10-000		41698	REVENUE FROM HOMELESS	37,701	42,164	41,957	41,957	36
10-000		41702	SB-1535 VITAL STATISTICS	22,608	75	15,225	15,225	36
10-000		41704	SB 612-EMS REVENUE	415,881	415,561	705,590	705,590	36
10-000		41706	SENT TO COLLECTIONS-GENERAL	134	110	200	200	66
10-000		41716	VITAL STATISTICS	169,070	249,758	167,475	184,975	36
10-000		41716	VITAL STATISTICS		13,820			39
10-000		41716	VITAL STATISTICS		4,468			66
10-000		41805	DRNKNG DRVR MULT OFFN-ADMIN/MN	10,397	17,711	24,000	24,000	36
10-000		41817	MENTAL HEALTH IEP SERVICES-COE	536,513	478,948	726,016	726,016	36
10-000		41830	CALIFORNIA CHILDREN SERVICES			305	305	36
10-000		41832	CCS-INSURANCE & SETTLEMENTS	20				36
10-000		41847	OTHER WASTE HAULER PAYMENTS		194			13
10-000		41860	SEPT PMP-CHEM TOILT CLEAN SRVC	45,900	43,350	35,754	35,754	36
10-000		42000	MAINTENANCE CHARGES	769,990	1,348,769	2,465,767	2,465,767	49
10-000		42002	PARK & REC FEES	1,200,810	1,049,251	1,247,585	1,247,585	49
10-000		42010	ADMINISTRATIVE SERVICES	3,066,067	2,886,737	2,983,784	2,983,784	36
10-000		42010	ADMINISTRATIVE SERVICES	240,086	237,709	270,000	270,000	49
10-000		42010	ADMINISTRATIVE SERVICES		78,648		101,696	51
10-000		42010	ADMINISTRATIVE SERVICES	5,000	5,000	5,000	5,000	54
10-000		42010	ADMINISTRATIVE SERVICES	41,391	6,726			66
10-000		42012	AUTOMATION FEES	24,571	27,752	17,239	17,239	66
10-000		42015	BAD CHECK DIVERSION FEES	34				23
10-000		42018	MICROGRAPHICS FEES	84,141	53,485	82,457	82,457	23
10-000		42019	CLERK FEES	20,564	22,132	25,000	25,000	21
10-000		42020	COPY CHARGES	46	88	100	100	18
10-000		42020	COPY CHARGES	4,972	3,901	3,000	3,000	27
10-000		42020	COPY CHARGES	48	43	1,320	1,320	36
10-000		42020	COPY CHARGES	1,518	1,904	2,500	2,500	54
10-000		42020	COPY CHARGES	2,315	2,273	2,500	2,500	66
10-000		42022	COST RECOVERY-OTHER	82	88			12
10-000		42022	COST RECOVERY-OTHER	125,952				18
10-000		42022	COST RECOVERY-OTHER	149,748	148,200	158,810	158,810	36
10-000		42022	COST RECOVERY-OTHER	137,292	184,221	493,995	508,625	39
10-000		42022	COST RECOVERY-OTHER	26,001	33,162	24,000	24,000	66
10-000		42028	EXTRAORDINARY FEES	15,209	23,617	3,197		36
10-000		42028	EXTRAORDINARY FEES				3,197	39
10-000		42033	HOMELAND SECURITY REVENUE				446,132	18
10-000		42033	HOMELAND SECURITY REVENUE		13,000			66
10-000		42042	MANAGEMENT SERVICES	6,341	394	3,500	3,500	18

COUNTY OF SANTA CRUZ

DETAIL OF ADDITIONAL SOURCES BY FUND AND ACCOUNT
GOVERNMENTAL FUNDS
FISCAL YEAR 2022-23

Fund	Fund Name	Financing Source Category	Financing Source Account	2020-21 Actual	2021-22 Actual [x] Estimated [ ]	2022-23 Recommended	2022-23 Adopted by the Board of Supervisors	Dept.
10-000		42042	MANAGEMENT SERVICES	1,167				30
10-000		42042	MANAGEMENT SERVICES	117,051	210,789	214,138	214,138	33
10-000		42043	GENERAL PLAN MAINTENANCE FEE	220,520	256,288	259,895	259,895	54
10-000		42046	MOBILE HOME OCCUPANCY FEE	20,563	14,813	35,000	35,000	24
10-000		42046	MOBILE HOME OCCUPANCY FEE		72,200			51
10-000		42047	OTHER CHARGES CURRENT SERVICES	11,872	15,546	20,000	20,000	09
10-000		42047	OTHER CHARGES CURRENT SERVICES	142,919	173,704	153,500	153,500	12
10-000		42047	OTHER CHARGES CURRENT SERVICES	57,467	7,540	76,075	76,075	18
10-000		42047	OTHER CHARGES CURRENT SERVICES	8,459	10,625	9,000	9,000	21
10-000		42047	OTHER CHARGES CURRENT SERVICES	817,578				30
10-000		42047	OTHER CHARGES CURRENT SERVICES	180,309	205,108	247,324	247,324	33
10-000		42047	OTHER CHARGES CURRENT SERVICES	270,865	428,112	359,975	359,975	36
10-000		42047	OTHER CHARGES CURRENT SERVICES			33,049	33,049	39
10-000		42047	OTHER CHARGES CURRENT SERVICES			500	500	45
10-000		42047	OTHER CHARGES CURRENT SERVICES	93,906	28,208	278,383	278,383	49
10-000		42047	OTHER CHARGES CURRENT SERVICES	2,348,827	2,470,255	2,581,451	2,581,451	51
10-000		42047	OTHER CHARGES CURRENT SERVICES	19,515	18,961	19,000	19,000	54
10-000		42047	OTHER CHARGES CURRENT SERVICES	47,927	56,976	75,000	75,000	57
10-000		42047	OTHER CHARGES CURRENT SERVICES	223,642	268,718	272,500	272,500	66
10-000		42048	OTHER NON-PROFIT FEES	88,347	312,575	258,738	258,738	36
10-000		42049	P G & E REBATES		23			33
10-000		42050	PARKING & BIKE LOCKER FEES	69,359	65,081	85,000	85,000	33
10-000		42050	PARKING & BIKE LOCKER FEES	2,167				54
10-000		42052	RECORDERS IMPROVEMENT FEE	413,885	262,931	310,267	375,267	23
10-000		42054	REAL ESTATE FRAUD FEE	40,589				23
10-000		42054	REAL ESTATE FRAUD FEE	121,454	98,036	112,287	112,287	27
10-000		42056	SART/SANE REVENUE	342,029	224,069	345,323	345,323	66
10-000		42059	ELECTRONIC RECDG DEL GC27397.D	77,896	50,104	42,000	42,000	23
10-000		42060	TAX LIEN RELEASE FEES	6,402	8,306	6,000	6,000	12
10-000		42062	911 EMERGENCY FEES		570,599	685,000	685,000	30
10-000		42065	TOBACCO RETAIL LICENSE FEES	43,029	47,106	73,686	73,686	36
10-000		42066	RISK MANAGEMENT SERVICES	685,913	1,173,325	715,788	715,788	24
10-000		42067	VEHICLE REG FEES - VC9250-14	202,857	137,278	186,945	186,945	27
10-000		42071	DPTY MARRIAGE COMM DAY FC401AB	14,880	12,960	13,000	13,000	21
10-000		42075	CHARGES FOR SERV-MEMO			70,000	70,000	49
10-000		42100	BANKING SERVICES	215,583	194,364	214,905	214,905	12
10-000		42102	CENTRAL SUPPLY SERVICES	40,875	104,364	10,000	10,000	33
10-000		42105	COUNTY OVERHEAD CHARGES	561,562	684,088	684,087	796,145	12
10-000		42105	COUNTY OVERHEAD CHARGES	-46,483	71,244	71,244	67,278	13
10-000		42105	COUNTY OVERHEAD CHARGES	475,891	588,428	588,428	484,788	18
10-000		42105	COUNTY OVERHEAD CHARGES	166,494	496,107	496,107	407,601	24
10-000		42105	COUNTY OVERHEAD CHARGES	963,237	1,177,661	1,177,661	273,249	33
10-000		42105	COUNTY OVERHEAD CHARGES	119,158	338,575	338,575	29,074	43
10-000		42105	COUNTY OVERHEAD CHARGES	16,271	25,000	25,000	14,760	49
10-000		42105	COUNTY OVERHEAD CHARGES	49,162	-74,659	-74,659	77,275	51
10-000		42106	CUSTODIAN SERVICES	37,641	46,901	40,500	40,500	33
10-000		42108	JOB COST BILLINGS ONLY	46,111	41,035	45,000	45,000	60
10-000		42112	DUPLICATING SERVICES	-1	1			12
10-000		42116	INVESTMENT SERVICES	599,856	723,520	744,666	744,666	12
10-000		42118	REPAIR & MAINTENANCE SERVICES	65,918	465,947	155,000	155,000	33
10-000		42118	REPAIR & MAINTENANCE SERVICES	40,965	20,994	382,112	382,112	60
10-000		42120	RISK MGMT PREV PLAN	15,147	16,295	17,690	89,947	36
10-000		42126	UTILITIES	4,154	5,042	56,700	56,700	33
10-000	TOTAL CHARGES FOR SERVICES			69,277,791	71,894,044	94,675,235	95,012,427	
10-000	MISC. REVENUES							
10-000		42310	TOBACCO INDUSTRY SETTLEMT	1,847,917	1,847,530	1,515,588	1,515,588	13
10-000		42310	TOBACCO INDUSTRY SETTLEMT	1,065,000	1,065,000	1,065,000	1,065,000	36
10-000		42320	CAFETERIA SALES	516	913	600	600	57
10-000		42328	SALE OF BOARD AGENDA COPIES	920	598	600	600	54
10-000		42332	SALES-OTHER-NON TAXABLE		3,873			60

COUNTY OF SANTA CRUZ

DETAIL OF ADDITIONAL SOURCES BY FUND AND ACCOUNT
GOVERNMENTAL FUNDS
FISCAL YEAR 2022-23

Fund	Fund Name	Financing Source Category	Financing Source Account	2020-21 Actual	2021-22 Actual [x] Estimated [ ]	2022-23 Recommended	2022-23 Adopted by the Board of Supervisors	Dept.
10-000		42334	SALES-OTHER-TAXABLE	100	42,520	25,000	25,000	33
10-000		42334	SALES-OTHER-TAXABLE		2,207			49
10-000		42362	CASH OVERAGES	610	455	675	675	12
10-000		42362	CASH OVERAGES	26	193			21
10-000		42362	CASH OVERAGES		10			36
10-000		42362	CASH OVERAGES		17	50	50	49
10-000		42362	CASH OVERAGES	14				54
10-000		42362	CASH OVERAGES	9		25	25	66
10-000		42366	CONTRIBUTIONS FROM GENERAL FND		159,011	159,011	159,011	66
10-000		42367	CONTRIBUTIONS FROM OTHER FUNDS	56,535				03
10-000		42367	CONTRIBUTIONS FROM OTHER FUNDS	4,129,807				18
10-000		42367	CONTRIBUTIONS FROM OTHER FUNDS	100,000				30
10-000		42367	CONTRIBUTIONS FROM OTHER FUNDS	811,785	537,092	1,175,622	963,681	36
10-000		42367	CONTRIBUTIONS FROM OTHER FUNDS	618,217	1,666,742	100,000	100,000	39
10-000		42367	CONTRIBUTIONS FROM OTHER FUNDS	29,874		15,000	15,000	54
10-000		42367	CONTRIBUTIONS FROM OTHER FUNDS	131,711	68,673	170,909	170,909	57
10-000		42371	CONTRIBUTIONS-OTHER	74,542				39
10-000		42372	CONTRIBUTIONS AND DONATIONS	960				15
10-000		42372	CONTRIBUTIONS AND DONATIONS	151,606				18
10-000		42372	CONTRIBUTIONS AND DONATIONS	6,530				36
10-000		42372	CONTRIBUTIONS AND DONATIONS	73,786	171,882	107,100	107,100	49
10-000		42372	CONTRIBUTIONS AND DONATIONS	118,149	89,147	40,000	40,000	57
10-000		42380	NSF CHECKS		-2			09
10-000		42380	NSF CHECKS	-3,703				18
10-000		42380	NSF CHECKS	-1,096	-202			21
10-000		42380	NSF CHECKS	-8	-117			23
10-000		42380	NSF CHECKS	-1,670	-12,065	-284	-284	36
10-000		42380	NSF CHECKS	-2,581				39
10-000		42380	NSF CHECKS	-1,822	-389			45
10-000		42380	NSF CHECKS	4	-584	-1,000	-1,000	49
10-000		42380	NSF CHECKS	-671	171			51
10-000		42380	NSF CHECKS	-48				54
10-000		42380	NSF CHECKS	-852	-63			57
10-000		42380	NSF CHECKS	-6,719	6,325	25	25	66
10-000		42381	NSF CHECKS-RETURNED CHECK FEES	40	80			03
10-000		42381	NSF CHECKS-RETURNED CHECK FEES	13,160	16,049	10,350	10,350	12
10-000		42381	NSF CHECKS-RETURNED CHECK FEES		40			18
10-000		42381	NSF CHECKS-RETURNED CHECK FEES	160	160			21
10-000		42381	NSF CHECKS-RETURNED CHECK FEES	120	240			23
10-000		42381	NSF CHECKS-RETURNED CHECK FEES	80				27
10-000		42381	NSF CHECKS-RETURNED CHECK FEES	200	40	2,030	2,030	36
10-000		42381	NSF CHECKS-RETURNED CHECK FEES	43	40	40	40	49
10-000		42381	NSF CHECKS-RETURNED CHECK FEES		80			51
10-000		42381	NSF CHECKS-RETURNED CHECK FEES	600	1,240	800	800	54
10-000		42381	NSF CHECKS-RETURNED CHECK FEES	40		100	100	66
10-000		42384	OTHER REVENUE	206	14,168	600	600	03
10-000		42384	OTHER REVENUE	84,148	93,103	100,000	100,000	12
10-000		42384	OTHER REVENUE	2,580		10,000	10,000	13
10-000		42384	OTHER REVENUE	28,844	436,061	53,000	53,000	18
10-000		42384	OTHER REVENUE	187,843	175			21
10-000		42384	OTHER REVENUE	2,023	2,188	2,000	2,000	23
10-000		42384	OTHER REVENUE	4,757	15	7,248	7,248	24
10-000		42384	OTHER REVENUE	1,246	9,077	3,000	3,000	27
10-000		42384	OTHER REVENUE	166,953	719,398	205,500	205,500	33
10-000		42384	OTHER REVENUE	10,837,146	1,021,479	5,863,637	4,735,688	36
10-000		42384	OTHER REVENUE	104,961	96,461	275,627	394,318	39
10-000		42384	OTHER REVENUE		150,000	75,000	75,000	45
10-000		42384	OTHER REVENUE	4,489	7,610	5,500	5,500	49
10-000		42384	OTHER REVENUE	110,186	6,080	4,000	4,000	51
10-000		42384	OTHER REVENUE	192,704	2,655		14,097	54

COUNTY OF SANTA CRUZ

DETAIL OF ADDITIONAL SOURCES BY FUND AND ACCOUNT
GOVERNMENTAL FUNDS
FISCAL YEAR 2022-23

Fund	Fund Name	Financing Source Category	Financing Source Account	2020-21 Actual	2021-22 Actual [x] Estimated [ ]	2022-23 Recommended	2022-23 Adopted by the Board of Supervisors	Dept.
10-000		42384	OTHER REVENUE	1,193		4,191	4,191	57
10-000		42384	OTHER REVENUE	54,584	2,500	10,000	10,000	60
10-000		42384	OTHER REVENUE	48,614	445,878	226,000	226,000	66
10-000		42390	UNCLAIMED MONEY-ESCHEATED	10,555	4,512	10,000	10,000	12
10-000		42390	UNCLAIMED MONEY-ESCHEATED	54,571	20,594	25,000	25,000	13
10-000		TOTAL MISC. REVENUES		21,111,494	8,698,860	11,267,544	10,060,442	
10-000		OTHER FINANCING SOURCES						
10-000		42461	OPER TRNSFR IN-CWKS ST MOE REV	4,856,619				39
10-000		42462	OPERATING TRANSFER IN	1,238,473	1,347,206	1,697,288	1,693,948	03
10-000		42462	OPERATING TRANSFER IN	14,035	18,671	5,600	22,446	13
10-000		42462	OPERATING TRANSFER IN	20,830,147	2,382,418			36
10-000		42462	OPERATING TRANSFER IN	15,726,693	-5,206			39
10-000		42462	OPERATING TRANSFER IN		36,929		25,000	60
10-000		42464	OP/TRF IN-FR NONDISTR CERTS DS	5,796				13
10-000		42465	OP/TRF IN-FR FA CERTS CNST FDS	66,677	34,142		11,524	12
10-000		42466	OP/TRF IN-FR DISTRCTS CERTS DS	865,926	865,376	865,527	865,527	13
10-000		42470	OP/TRF IN-FR CFA CREBS 2017		173,545	86,772	86,772	13
10-000		42500	BOND PROCEEDS		124,195,000			13
10-000		TOTAL OTHER FINANCING SOURCES		43,604,366	129,048,081	2,655,187	2,705,217	
10-000		OTHER GOVERNMENTAL UNIT REVENU						
10-000		42716	ST ENVIRONMENTAL IMPACT REPORT			4,000	4,000	18
10-000		42719	ST TRL CRT IMPR FDGC68090/2%	-32				36
10-000		42727	MISS PRSN DNAPC14251A DTH CRTS		10			60
10-000		42728	NEGATIVE DECLARATION			2,500	2,500	18
10-000		TOTAL OTHER GOVERNMENTAL UNIT REVENU		-32	10	6,500	6,500	
10	**TOTAL GENERAL FUND**			**665,923,401**	**782,557,575**	**660,674,836**	**672,883,167**	
21	**SPECIAL REVENUE -COUNTY WIDE**							
21-001	**ROAD IMPROVEMENT FUNDS**							
21-001		REV FROM USE OF MONEY & PROP						
21-001		40430	INTEREST	8,066	5,763	2,200	2,200	60
21-001		TOTAL REV FROM USE OF MONEY & PROP		8,066	5,763	2,200	2,200	
21-001		CHARGES FOR SERVICES						
21-001		41572	NON RESIDENTIAL DEVELPMNT FEES	193,500	11,400			60
21-001		41684	PUBLIC SERVICES	1,000				60
21-001		41688	RESIDENTIAL DEVELOPMENT FEES	199,822	61,820	48,000	48,000	60
21-001		TOTAL CHARGES FOR SERVICES		394,322	73,220	48,000	48,000	
21-001	**TOTAL ROAD IMPROVEMENT FUNDS**			**402,388**	**78,983**	**50,200**	**50,200**	
21-002	**TRANSPORTATION IMPROVEMENT FDS**							
21-002		REV FROM USE OF MONEY & PROP						
21-002		40430	INTEREST	6,760	4,731	3,550	3,550	60
21-002		TOTAL REV FROM USE OF MONEY & PROP		6,760	4,731	3,550	3,550	
21-002		CHARGES FOR SERVICES						
21-002		41572	NON RESIDENTIAL DEVELPMNT FEES	193,500				60
21-002		41688	RESIDENTIAL DEVELOPMENT FEES	204,500	55,500	50,500	50,500	60
21-002		TOTAL CHARGES FOR SERVICES		398,000	55,500	50,500	50,500	
21-002	**TOTAL TRANSPORTATION IMPROVEMENT FDS**			**404,760**	**60,231**	**54,050**	**54,050**	
21-025	**HOUSING**							
21-025		REV FROM USE OF MONEY & PROP						
21-025		40430	INTEREST	8,370	7,223	9,200	9,200	13
21-025		40436	INTEREST LOAN PAYMENTS	73,622	29,152	30,000	30,000	13
21-025		40440	RENTS & CONCESSIONS	1,747				13
21-025		TOTAL REV FROM USE OF MONEY & PROP		83,739	36,375	39,200	39,200	
21-025		MISC. REVENUES						
21-025		42376	PRIN/OTHER LOAN REPAYMENTS	367,730	128,396	116,400	116,400	13
21-025		42377	OFFSET-LOAN PRIN REPAYMTS	-347,080	-128,396			13
21-025		42384	OTHER REVENUE	20,000				13
21-025		TOTAL MISC. REVENUES		40,650	0	116,400	116,400	
21-025	**TOTAL HOUSING**			**124,389**	**36,375**	**155,600**	**155,600**	

COUNTY OF SANTA CRUZ

DETAIL OF ADDITIONAL SOURCES BY FUND AND ACCOUNT
GOVERNMENTAL FUNDS
FISCAL YEAR 2022-23

Fund	Fund Name	Financing Source Category	Financing Source Account	2020-21 Actual	2021-22 Actual [x] Estimated [ ]	2022-23 Recommended	2022-23 Adopted by the Board of Supervisors	Dept.
21-026	**HOUSING CDBG**							
21-026		REV FROM USE OF MONEY & PROP						
21-026		40430	INTEREST	222	136	200	200	13
21-026		40436	INTEREST LOAN PAYMENTS		5,772			13
21-026		TOTAL REV FROM USE OF MONEY & PROP		222	5,908	200	200	
21-026		MISC. REVENUES						
21-026		42376	PRIN/OTHER LOAN REPAYMENTS		27,386	8,000	8,000	13
21-026		42377	OFFSET-LOAN PRIN REPAYMTS		-15,000			13
21-026		TOTAL MISC. REVENUES		0	12,386	8,000	8,000	
21-026	**TOTAL HOUSING CDBG**			**222**	**18,294**	**8,200**	**8,200**	
21-027	**HOUSING-SUBDIV IN-LIEU**							
21-027		REV FROM USE OF MONEY & PROP						
21-027		40430	INTEREST	17,023	14,094	11,500	11,500	13
21-027		TOTAL REV FROM USE OF MONEY & PROP		17,023	14,094	11,500	11,500	
21-027		CHARGES FOR SERVICES						
21-027		41280	AFFORDABLE HSNG/DEVELOPER FEES	311,760	571,278	500,000	500,000	13
21-027		41308	IN-LIEU DEVELOPMENT FEES	12,680	57,060			13
21-027		TOTAL CHARGES FOR SERVICES		324,440	628,338	500,000	500,000	
21-027		MISC. REVENUES						
21-027		42376	PRIN/OTHER LOAN REPAYMENTS		13,462			13
21-027		TOTAL MISC. REVENUES		0	13,462	0	0	
21-027	**TOTAL HOUSING-SUBDIV IN-LIEU**			**341,463**	**655,894**	**511,500**	**511,500**	
21-028	**HOUSING-PALOMA DEL MAR**							
21-028		REV FROM USE OF MONEY & PROP						
21-028		40430	INTEREST	1,929	1,241	1,500	1,500	13
21-028		TOTAL REV FROM USE OF MONEY & PROP		1,929	1,241	1,500	1,500	
21-028	**TOTAL HOUSING-PALOMA DEL MAR**			**1,929**	**1,241**	**1,500**	**1,500**	
21-029	**HOUSING-ST HOME GRANT FD**							
21-029		REV FROM USE OF MONEY & PROP						
21-029		40430	INTEREST	1,197	2,041	1	1	13
21-029		40436	INTEREST LOAN PAYMENTS		40,251			13
21-029		TOTAL REV FROM USE OF MONEY & PROP		1,197	42,292	1	1	
21-029		INTERGOVERNMENTAL REVENUES						
21-029		41106	FED-HUD	73,394	5,000	675,000	695,000	13
21-029		TOTAL INTERGOVERNMENTAL REVENUES		73,394	5,000	675,000	695,000	
21-029		MISC. REVENUES						
21-029		42376	PRIN/OTHER LOAN REPAYMENTS		344,847			13
21-029		42377	OFFSET-LOAN PRIN REPAYMTS		-344,847			13
21-029		TOTAL MISC. REVENUES		0	0	0	0	
21-029	**TOTAL HOUSING-ST HOME GRANT FD**			**74,591**	**47,292**	**675,001**	**695,001**	
21-030	**HOUSING-LMIH ASSET FUND HSC SE**							
21-030		REV FROM USE OF MONEY & PROP						
21-030		40430	INTEREST	42,230	9,053	8,000	8,000	13
21-030		40436	INTEREST LOAN PAYMENTS	992,545	602,453	75,000	75,000	13
21-030		40440	RENTS & CONCESSIONS	33,468	37,935	20,000	20,000	13
21-030		TOTAL REV FROM USE OF MONEY & PROP		1,068,243	649,441	103,000	103,000	
21-030		INTERGOVERNMENTAL REVENUES						
21-030		40894	ST-OTHER		2,000			13
21-030		TOTAL INTERGOVERNMENTAL REVENUES		0	2,000	0	0	
21-030		MISC. REVENUES						
21-030		42376	PRIN/OTHER LOAN REPAYMENTS	581,170	381,633	100,000	100,000	13
21-030		42377	OFFSET-LOAN PRIN REPAYMTS	-565,993	-381,633			13
21-030		42384	OTHER REVENUE	14,037	9,481			13
21-030		42394	SUPP ALLOCATION FD R&T100.3	19,413				13
21-030		TOTAL MISC. REVENUES		48,627	9,481	100,000	100,000	
21-030		OTHER FINANCING SOURCES						
21-030		42550	SALES OF LAND HELD FOR RESALE			400,000	400,000	13
21-030		TOTAL OTHER FINANCING SOURCES		0	0	400,000	400,000	
21-030	**TOTAL HOUSING-LMIH ASSET FUND HSC SE**			**1,116,870**	**660,922**	**603,000**	**603,000**	
21-031	**HOUSING-OTHER**							

COUNTY OF SANTA CRUZ

DETAIL OF ADDITIONAL SOURCES BY FUND AND ACCOUNT
GOVERNMENTAL FUNDS
FISCAL YEAR 2022-23

Fund	Fund Name	Financing Source Category	Financing Source Account	2020-21 Actual	2021-22 Actual [x] Estimated [ ]	2022-23 Recommended	2022-23 Adopted by the Board of Supervisors	Dept.
21-031		REV FROM USE OF MONEY & PROP						
21-031		40430	INTEREST	12,351	5,564	3,000	3,000	13
21-031		TOTAL REV FROM USE OF MONEY & PROP		12,351	5,564	3,000	3,000	
21-031	**TOTAL HOUSING-OTHER**			**12,351**	**5,564**	**3,000**	**3,000**	
21-032	**HOUSING-PLHA GRANT**							
21-032		REV FROM USE OF MONEY & PROP						
21-032		40430	INTEREST		-19			13
21-032		TOTAL REV FROM USE OF MONEY & PROP		0	-19	0	0	
21-032		INTERGOVERNMENTAL REVENUES						
21-032		40894	ST-OTHER		341,568	832,645	1,057,028	13
21-032		TOTAL INTERGOVERNMENTAL REVENUES		0	341,568	832,645	1,057,028	
21-032	**TOTAL HOUSING-PLHA GRANT**			**0**	**341,549**	**832,645**	**1,057,028**	
21-115	**PARK DED-UNINCORP COUNTY**							
21-115		CHARGES FOR SERVICES						
21-115		42204	PARK DEDICATION FEES		42,408	374,675	372,675	19
21-115		TOTAL CHARGES FOR SERVICES		0	42,408	374,675	372,675	
21-115	**TOTAL PARK DED-UNINCORP COUNTY**			**0**	**42,408**	**374,675**	**372,675**	
21-125	**PARK DED-APTOS I-02**							
21-125		CHARGES FOR SERVICES						
21-125		42204	PARK DEDICATION FEES	19,526	32,000			19
21-125		TOTAL CHARGES FOR SERVICES		19,526	32,000	0	0	
21-125	**TOTAL PARK DED-APTOS I-02**			**19,526**	**32,000**	**0**	**0**	
21-130	**PARK DED-LIVE OAK I-03**							
21-130		CHARGES FOR SERVICES						
21-130		42204	PARK DEDICATION FEES	112,000	72,250			19
21-130		TOTAL CHARGES FOR SERVICES		112,000	72,250	0	0	
21-130	**TOTAL PARK DED-LIVE OAK I-03**			**112,000**	**72,250**	**0**	**0**	
21-135	**PARK DED-PAJARO I-04**							
21-135		CHARGES FOR SERVICES						
21-135		42204	PARK DEDICATION FEES	14,000	5,000			19
21-135		TOTAL CHARGES FOR SERVICES		14,000	5,000	0	0	
21-135	**TOTAL PARK DED-PAJARO I-04**			**14,000**	**5,000**	**0**	**0**	
21-145	**PARK DED-CARBONERA II-06**							
21-145		CHARGES FOR SERVICES						
21-145		42204	PARK DEDICATION FEES	22,155	12,245			19
21-145		TOTAL CHARGES FOR SERVICES		22,155	12,245	0	0	
21-145	**TOTAL PARK DED-CARBONERA II-06**			**22,155**	**12,245**	**0**	**0**	
21-150	**PARK DED-SOQUEL II-07**							
21-150		CHARGES FOR SERVICES						
21-150		42204	PARK DEDICATION FEES	9,600	53,000			19
21-150		TOTAL CHARGES FOR SERVICES		9,600	53,000	0	0	
21-150	**TOTAL PARK DED-SOQUEL II-07**			**9,600**	**53,000**	**0**	**0**	
21-155	**PARK DED-SAN LORENZO II-08**							
21-155		CHARGES FOR SERVICES						
21-155		42204	PARK DEDICATION FEES	5,600	8,800			19
21-155		TOTAL CHARGES FOR SERVICES		5,600	8,800	0	0	
21-155	**TOTAL PARK DED-SAN LORENZO II-08**			**5,600**	**8,800**	**0**	**0**	
21-160	**PARK DED-APTOS HILLS III-09**							
21-160		CHARGES FOR SERVICES						
21-160		42204	PARK DEDICATION FEES	578	14,450			19
21-160		TOTAL CHARGES FOR SERVICES		578	14,450	0	0	
21-160	**TOTAL PARK DED-APTOS HILLS III-09**			**578**	**14,450**	**0**	**0**	
21-165	**PARK DED-SKYLINE III-10**							
21-165		CHARGES FOR SERVICES						
21-165		42204	PARK DEDICATION FEES	4,624	1,156			19
21-165		TOTAL CHARGES FOR SERVICES		4,624	1,156	0	0	
21-165	**TOTAL PARK DED-SKYLINE III-10**			**4,624**	**1,156**	**0**	**0**	
21-170	**PARK DED-SUMMIT III-11**							
21-170		CHARGES FOR SERVICES						
21-170		42204	PARK DEDICATION FEES	4,046	2,890			19

COUNTY OF SANTA CRUZ

DETAIL OF ADDITIONAL SOURCES BY FUND AND ACCOUNT
GOVERNMENTAL FUNDS
FISCAL YEAR 2022-23

Fund	Fund Name	Financing Source Category	Financing Source Account	2020-21 Actual	2021-22 Actual [x] Estimated [ ]	2022-23 Recommended	2022-23 Adopted by the Board of Supervisors	Dept.
21-170	TOTAL CHARGES FOR SERVICES			4,046	2,890	0	0	
21-170	**TOTAL PARK DED-SUMMIT III-11**			**4,046**	**2,890**	**0**	**0**	
21-175	**PARK DED-EUREKA III-12**							
21-175	CHARGES FOR SERVICES							
21-175		42204	PARK DEDICATION FEES	2,024				19
21-175	TOTAL CHARGES FOR SERVICES			2,024	0	0	0	
21-175	**TOTAL PARK DED-EUREKA III-12**			**2,024**	**0**	**0**	**0**	
21-185	**PARK DED-BONNY DOON III-14**							
21-185	CHARGES FOR SERVICES							
21-185		42204	PARK DEDICATION FEES	3,468				19
21-185	TOTAL CHARGES FOR SERVICES			3,468	0	0	0	
21-185	**TOTAL PARK DED-BONNY DOON III-14**			**3,468**	**0**	**0**	**0**	
21-195	**PARK DED-ALBA REC**							
21-195	REV FROM USE OF MONEY & PROP							
21-195		40430	INTEREST	4	2	5	5	19
21-195	TOTAL REV FROM USE OF MONEY & PROP			4	2	5	5	
21-195	**TOTAL PARK DED-ALBA REC**			**4**	**2**	**5**	**5**	
21-200	**PARK DED-BOULDER CREEK REC**							
21-200	REV FROM USE OF MONEY & PROP							
21-200		40430	INTEREST	71	53	50	50	19
21-200	TOTAL REV FROM USE OF MONEY & PROP			71	53	50	50	
21-200	CHARGES FOR SERVICES							
21-200		42204	PARK DEDICATION FEES	1,600				19
21-200	TOTAL CHARGES FOR SERVICES			1,600	0	0	0	
21-200	**TOTAL PARK DED-BOULDER CREEK REC**			**1,671**	**53**	**50**	**50**	
21-205	**PARK DED-LA SELVA REC**							
21-205	REV FROM USE OF MONEY & PROP							
21-205		40430	INTEREST	49	43	50	50	19
21-205	TOTAL REV FROM USE OF MONEY & PROP			49	43	50	50	
21-205	CHARGES FOR SERVICES							
21-205		42204	PARK DEDICATION FEES		3,000			19
21-205	TOTAL CHARGES FOR SERVICES			0	3,000	0	0	
21-205	**TOTAL PARK DED-LA SELVA REC**			**49**	**3,043**	**50**	**50**	
21-210	**PARK DED-OPAL REC**							
21-210	REV FROM USE OF MONEY & PROP							
21-210		40430	INTEREST	137	112			19
21-210	TOTAL REV FROM USE OF MONEY & PROP			137	112	0	0	
21-210	CHARGES FOR SERVICES							
21-210		42204	PARK DEDICATION FEES	1,000	5,247			19
21-210	TOTAL CHARGES FOR SERVICES			1,000	5,247	0	0	
21-210	**TOTAL PARK DED-OPAL REC**			**1,137**	**5,359**	**0**	**0**	
21-215	**PARK DED-CERTS RESERVE**							
21-215	REV FROM USE OF MONEY & PROP							
21-215		40430	INTEREST	83	56	60	60	19
21-215	TOTAL REV FROM USE OF MONEY & PROP			83	56	60	60	
21-215	**TOTAL PARK DED-CERTS RESERVE**			**83**	**56**	**60**	**60**	
21-216	**PARK DED-FUND INTEREST**							
21-216	REV FROM USE OF MONEY & PROP							
21-216		40430	INTEREST	11,724	8,345	10,000	10,000	19
21-216	TOTAL REV FROM USE OF MONEY & PROP			11,724	8,345	10,000	10,000	
21-216	**TOTAL PARK DED-FUND INTEREST**			**11,724**	**8,345**	**10,000**	**10,000**	
21-220	**TRANSPORTATION**							
21-220	REV FROM USE OF MONEY & PROP							
21-220		40430	INTEREST	1,302	1,303	1,000	1,000	60
21-220	TOTAL REV FROM USE OF MONEY & PROP			1,302	1,303	1,000	1,000	
21-220	CHARGES FOR SERVICES							
21-220		41582	OTHER ROAD & STREET SERVICES	8,844	591,433	175,000	175,000	60
21-220	TOTAL CHARGES FOR SERVICES			8,844	591,433	175,000	175,000	
21-220	**TOTAL TRANSPORTATION**			**10,146**	**592,736**	**176,000**	**176,000**	
21-225	**FISH AND GAME**							

COUNTY OF SANTA CRUZ

DETAIL OF ADDITIONAL SOURCES BY FUND AND ACCOUNT
GOVERNMENTAL FUNDS
FISCAL YEAR 2022-23

Fund	Fund Name	Financing Source Category	Financing Source Account	2020-21 Actual	2021-22 Actual [x] Estimated [ ]	2022-23 Recommended	2022-23 Adopted by the Board of Supervisors	Dept.
21-225		FINES, FORFEITURES & ASSMNTS						
21-225		40384	FISH & GAME FINES - F&G 13003	7,100	4,635	4,000	4,000	13
21-225		40418	JUDGMENTS & DAMAGES	42,500	5,000	8,000	8,000	13
21-225		TOTAL FINES, FORFEITURES & ASSMNTS		49,600	9,635	12,000	12,000	
21-225		REV FROM USE OF MONEY & PROP						
21-225		40430	INTEREST	207	270	300	300	13
21-225		TOTAL REV FROM USE OF MONEY & PROP		207	270	300	300	
21-225	**TOTAL FISH AND GAME**			**49,807**	**9,905**	**12,300**	**12,300**	
21-300	**ART IN PUBLIC PLACES**							
21-300		REV FROM USE OF MONEY & PROP						
21-300		40430	INTEREST	1,480	1,135	885	885	13
21-300		TOTAL REV FROM USE OF MONEY & PROP		1,480	1,135	885	885	
21-300		CHARGES FOR SERVICES						
21-300		42075	CHARGES FOR SERV-MEMO	3,000				13
21-300		TOTAL CHARGES FOR SERVICES		3,000	0	0	0	
21-300		MISC. REVENUES						
21-300		42367	CONTRIBUTIONS FROM OTHER FUNDS	30,200	43,500	13,500	13,500	13
21-300		TOTAL MISC. REVENUES		30,200	43,500	13,500	13,500	
21-300	**TOTAL ART IN PUBLIC PLACES**			**34,680**	**44,635**	**14,385**	**14,385**	
21-310	**STATE PARK BONDS**							
21-310		INTERGOVERNMENTAL REVENUES						
21-310		40860	ST-COASTAL CONSERVANCY	35,000	166,572		193,428	19
21-310		40864	ST-DEPT OF PARKS & REC		447,240		250,000	19
21-310		41155	AID FROM OTHER GOV AGENCIES	1,343,437				19
21-310		TOTAL INTERGOVERNMENTAL REVENUES		1,378,437	613,812	0	443,428	
21-310	**TOTAL STATE PARK BONDS**			**1,378,437**	**613,812**	**0**	**443,428**	
21-400	**CAPITAL FINANCING AUTHORITY**							
21-400		REV FROM USE OF MONEY & PROP						
21-400		40435	INTEREST-NON COUNTY TREASURER		16,079			13
21-400		TOTAL REV FROM USE OF MONEY & PROP		0	16,079	0	0	
21-400		OTHER FINANCING SOURCES						
21-400		42462	OPERATING TRANSFER IN	3,585,969	4,316,952			13
21-400		42498	BOND PREMIUM		3,214,154			13
21-400		42500	BOND PROCEEDS		26,285,000			13
21-400		TOTAL OTHER FINANCING SOURCES		3,585,969	33,816,106	0	0	
21-400	**TOTAL CAPITAL FINANCING AUTHORITY**			**3,585,969**	**33,832,185**	**0**	**0**	
21-410	**PUBLIC FINANCING AUTHORITY**							
21-410		REV FROM USE OF MONEY & PROP						
21-410		40435	INTEREST-NON COUNTY TREASURER		1,021			13
21-410		TOTAL REV FROM USE OF MONEY & PROP		0	1,021	0	0	
21-410		OTHER FINANCING SOURCES						
21-410		42462	OPERATING TRANSFER IN	3,617,865	3,005,470			13
21-410		TOTAL OTHER FINANCING SOURCES		3,617,865	3,005,470	0	0	
21-410	**TOTAL PUBLIC FINANCING AUTHORITY**			**3,617,865**	**3,006,491**	**0**	**0**	
21	**TOTAL SPECIAL REVENUE -COUNTY WIDE**			**11,368,156**	**40,267,166**	**3,482,221**	**4,168,032**	
25	**SPECIAL REVENUE -ROAD FUND**							
25-000		TAXES						
25-000		40186	MEAS D 1/2 CENT-SALES TAX	3,693,317	3,552,762	3,668,209	3,668,209	60
25-000		TOTAL TAXES		3,693,317	3,552,762	3,668,209	3,668,209	
25-000		REV FROM USE OF MONEY & PROP						
25-000		40430	INTEREST	-91,715	-63,854	-20,000	-20,000	60
25-000		40440	RENTS & CONCESSIONS	6,644	4,712	44,000	44,000	60
25-000		TOTAL REV FROM USE OF MONEY & PROP		-85,071	-59,142	24,000	24,000	
25-000		INTERGOVERNMENTAL REVENUES						
25-000		40458	ST-HIGHWAY USER TAX-SEC 2103	1,754,140	1,926,281	2,562,210	2,562,210	60
25-000		40460	ST-HIGHWAY USER TAX-SEC 2104	2,422,719	2,399,936	3,045,376	3,045,376	60
25-000		40462	ST-HIGHWAY USER TAX-SEC 2106	542,040	542,675	1,647,548	1,647,548	60
25-000		40464	ST HWY TX-SEC 2105(A)/PROP 111	1,326,589	1,310,613	683,383	683,383	60

COUNTY OF SANTA CRUZ

DETAIL OF ADDITIONAL SOURCES BY FUND AND ACCOUNT
GOVERNMENTAL FUNDS
FISCAL YEAR 2022-23

Fund	Fund Name	Financing Source Category	Financing Source Account	2020-21 Actual	2021-22 Actual [x] Estimated [ ]	2022-23 Recommended	2022-23 Adopted by the Board of Supervisors	Dept.
25-000		40465	ST HWY TX- SB1 2017	5,695,898	3,867,589	6,408,958	9,284,041	60
25-000		40761	ST-RSTPX RG SRF TRNSP PRG EXCH	4,700,216	-200,612	2,306,163	3,612,326	60
25-000		40770	ST-STIP STATE TRANSP IMPRV PRG		1,931,443			60
25-000		40810	ST-NATURAL DISASTER ASSISTANCE	2,411,543	3,521,061	3,892,319	7,109,359	60
25-000		40866	ST-EXCHANGE FUNDS FAS/FAU	324,813	324,813	324,813	324,813	60
25-000		40894	ST-OTHER	2,185,925	-1,461,481	17,463,000	20,619,436	60
25-000		41044	FED-FAS/FAU EMERGENCY RELIEF	12,667,557	7,122,165	8,351,007	19,369,887	60
25-000		41050	FED-HAZARD ELIMINATION SAFETY	495,284	-182,385	1,713,610	1,713,610	60
25-000		41093	FED-FEMA	4,313,963	1,697,588	4,683,600	15,782,781	60
25-000		41094	FED-HBRR	205,322	513,029	4,731,328	5,090,171	60
25-000		41149	FED-ARP FUNDING			1,200,000	1,200,000	60
25-000		41150	CONTR FR OTHER GOVT AGENCIES		22,000			60
25-000		TOTAL INTERGOVERNMENTAL REVENUES		39,046,009	23,334,715	59,013,315	92,044,941	
25-000		CHARGES FOR SERVICES						
25-000		41570	ENCROACHMENT FEES	228,304	282,742	162,500	162,500	60
25-000		41571	ROAD IMPROVEMENT FEES		473,345		299,928	60
25-000		41582	OTHER ROAD & STREET SERVICES	673,674		53,904	684,416	60
25-000		41584	STREET SIGN CONSTRUCTION	655	3,311	2,000	2,000	60
25-000		41847	OTHER WASTE HAULER PAYMENTS	1,416,904	1,485,006	1,400,000	1,400,000	60
25-000		TOTAL CHARGES FOR SERVICES		2,319,537	2,244,404	1,618,404	2,548,844	
25-000		MISC. REVENUES						
25-000		42372	CONTRIBUTIONS AND DONATIONS		100,000			60
25-000		42375	INSURANCE PROCEEDS	-2,330,655	1,195,372			60
25-000		42384	OTHER REVENUE	1,028,288	612,923	25,000	25,000	60
25-000		TOTAL MISC. REVENUES		-1,302,367	1,908,295	25,000	25,000	
25-000		OTHER FINANCING SOURCES						
25-000		42462	OPERATING TRANSFER IN	3,433,465	4,621,617	3,720,765	3,720,765	60
25-000		TOTAL OTHER FINANCING SOURCES		3,433,465	4,621,617	3,720,765	3,720,765	
25	**TOTAL SPECIAL REVENUE -ROAD FUND**			**47,104,890**	**35,602,651**	**68,069,693**	**102,031,759**	
26	**SPECIAL REVENUE -LESS THAN CTY**							
26-100	**LIBRARY**							
26-100		TAXES						
26-100		40100	PROPERTY TAX-CURRENT SEC-GEN	7,041,226	7,325,330	7,662,918	7,662,918	13
26-100		40106	RESIDUAL DISTRIBUTION	383,398	349,403			13
26-100		40110	PROPERTY TAX-CURRENT UNSEC-GEN	119,760	135,976	120,000	120,000	13
26-100		40130	PROPERTY TAX-PRIOR UNSEC-GEN	25,091	15,604	10,000	10,000	13
26-100		40150	SUPP PROP TAX-CURRENT SEC	62,503	185,288	40,000	40,000	13
26-100		40151	SUPP PROP TAX-CURRENT UNSEC	2,756	2,293	1,000	1,000	13
26-100		40160	SUPP PROP TAX-PRIOR SEC	7,292	3,051	3,000	3,000	13
26-100		40161	SUPP PROP TAX-PRIOR UNSEC	1,130	1,297	1,500	1,500	13
26-100		40197	IN-LIEU TAXES OTHER	1,946	1,392	1,000	1,000	13
26-100		TOTAL TAXES		7,645,102	8,019,634	7,839,418	7,839,418	
26-100		FINES, FORFEITURES & ASSMNTS						
26-100		44142	PENALTIES FOR DELINQUENT TAXES	803	352	500	500	13
26-100		44143	REDMPTN PNLTIES FOR DELINQ TXS	1,318	647	500	500	13
26-100		TOTAL FINES, FORFEITURES & ASSMNTS		2,121	999	1,000	1,000	
26-100		INTERGOVERNMENTAL REVENUES						
26-100		40830	ST-HOMEOWNERS' PROP TAX RELIEF	37,647	37,256	38,000	38,000	13
26-100		40852	ST-OTHR TAX RELIEF SUBVENTIONS	3,262	3,699	2,000	2,000	13
26-100		41162	RDA PASS-THROUGHS	45,267	80,129	50,000	50,000	13
26-100		TOTAL INTERGOVERNMENTAL REVENUES		86,176	121,084	90,000	90,000	
26-100	**TOTAL LIBRARY**			**7,733,399**	**8,141,717**	**7,930,418**	**7,930,418**	
26-105	**COUNTY FIRE DEPT**							
26-105		TAXES						
26-105		40100	PROPERTY TAX-CURRENT SEC-GEN	2,505,026	2,528,912	2,569,906	2,672,702	30
26-105		40110	PROPERTY TAX-CURRENT UNSEC-GEN	42,637	46,931	45,338	47,152	30
26-105		40130	PROPERTY TAX-PRIOR UNSEC-GEN	8,928	5,443	4,662	4,848	30
26-105		40150	SUPP PROP TAX-CURRENT SEC	22,211	65,239	32,745	34,055	30

COUNTY OF SANTA CRUZ

DETAIL OF ADDITIONAL SOURCES BY FUND AND ACCOUNT
GOVERNMENTAL FUNDS
FISCAL YEAR 2022-23

Fund	Fund Name	Financing Source Category	Financing Source Account	2020-21 Actual	2021-22 Actual [x] Estimated [ ]	2022-23 Recommended	2022-23 Adopted by the Board of Supervisors	Dept.
26-105		40151	SUPP PROP TAX-CURRENT UNSEC	979	812			30
26-105		40160	SUPP PROP TAX-PRIOR SEC	2,620	1,058	1,680	1,747	30
26-105		40161	SUPP PROP TAX-PRIOR UNSEC	402	461	543	565	30
26-105		40192	ASSESSMENTS	3,121	-3,121			30
26-105		40197	IN-LIEU TAXES OTHER	1,140	1,168			30
26-105	TOTAL TAXES			2,587,064	2,646,903	2,654,874	2,761,069	
26-105	FINES, FORFEITURES & ASSMNTS							
26-105		44142	PENALTIES FOR DELINQUENT TAXES	286	125			30
26-105		44143	REDMPTN PNLTIES FOR DELINQ TXS	469	230			30
26-105	TOTAL FINES, FORFEITURES & ASSMNTS			755	355	0	0	
26-105	REV FROM USE OF MONEY & PROP							
26-105		40430	INTEREST	48,811	42,323	77,670	77,670	30
26-105	TOTAL REV FROM USE OF MONEY & PROP			48,811	42,323	77,670	77,670	
26-105	INTERGOVERNMENTAL REVENUES							
26-105		40495	ST AID-PROP 172 FR FD72406	97,255	89,421	104,501	104,501	30
26-105		40830	ST-HOMEOWNERS' PROP TAX RELIEF	13,403	13,201	13,597	13,597	30
26-105		40852	ST-OTHR TAX RELIEF SUBVENTIONS	1,315	1,491	1,000	1,000	30
26-105		41095	FED-MISC GRANTS	44,655	-1,175	74,000	74,000	30
26-105	TOTAL INTERGOVERNMENTAL REVENUES			156,628	102,938	193,098	193,098	
26-105	CHARGES FOR SERVICES							
26-105		41304	INSPECTION CHARGES	22,610	11,839	20,000	20,000	30
26-105		41310	MAJOR PROJECTS AT COST SERVICE		345			30
26-105		41576	PERMIT PROCESSING FEES	39,114	17,457	25,000	25,000	30
26-105		41618	OTHER ENVIRONMENTAL SERVICES	87,916	101,103	105,150	105,150	30
26-105		42022	COST RECOVERY-OTHER	877,958	245,424	60,000	60,000	30
26-105		42030	FIRE PROTECTION SERVICES	2,746,251	2,669,902	2,763,678	2,763,678	30
26-105		42047	OTHER CHARGES CURRENT SERVICES	1,183	578			30
26-105	TOTAL CHARGES FOR SERVICES			3,775,032	3,046,648	2,973,828	2,973,828	
26-105	MISC. REVENUES							
26-105		42334	SALES-OTHER-TAXABLE		17,100			30
26-105		42380	NSF CHECKS	-986				30
26-105		42384	OTHER REVENUE	64				30
26-105	TOTAL MISC. REVENUES			-922	17,100	0	0	
26-105	**TOTAL COUNTY FIRE DEPT**			**6,567,368**	**5,856,267**	**5,899,470**	**6,005,665**	
26	**TOTAL SPECIAL REVENUE -LESS THAN CTY**			**14,300,767**	**13,997,984**	**13,829,888**	**13,936,083**	
40	**CAPITAL PROJECTS FUNDS (ALL-YR**							
40-100	**CNTY CAPITAL PROJ-LAND & FAC (**							
40-100	REV FROM USE OF MONEY & PROP							
40-100		40430	INTEREST	37,841	35,603			19
40-100	TOTAL REV FROM USE OF MONEY & PROP			37,841	35,603	0	0	
40-100	INTERGOVERNMENTAL REVENUES							
40-100		40784	ST-CORRECTIONS			10,790,029	10,790,029	19
40-100		40901	ST-AB109 PROGRAM			23,224	23,224	19
40-100		41095	FED-MISC GRANTS		7,782			19
40-100		41165	LFFA BOND ALLOCATION REVENUE	3,244,994	3,274,414		10,126,997	19
40-100	TOTAL INTERGOVERNMENTAL REVENUES			3,244,994	3,282,196	10,813,253	20,940,250	
40-100	MISC. REVENUES							
40-100		42372	CONTRIBUTIONS AND DONATIONS	1,279,780	343,175		70,000	19
40-100		42375	INSURANCE PROCEEDS		654,360		5,000	19
40-100		42384	OTHER REVENUE		9,000			19
40-100	TOTAL MISC. REVENUES			1,279,780	1,006,535	0	75,000	
40-100	OTHER FINANCING SOURCES							
40-100		42462	OPERATING TRANSFER IN	6,894,889	18,614,706	5,429,638	8,679,072	19
40-100		42465	OP/TRF IN-FR FA CERTS CNST FDS		981,469		10,001	19
40-100		42468	OP/TRF IN-FR CFA CERTS 2015B	341,047	1,831,462	1,866,018	1,866,018	19
40-100		42469	OP/TRF IN-FR CFA CERTS 2016	205,321	937,932	175,000	175,000	19
40-100		42470	OP/TRF IN-FR CFA CREBS 2017	35,469				19
40-100		42471	OP/TRF IN-FR CFA 2020A			4,767,972	8,007,963	19

COUNTY OF SANTA CRUZ

DETAIL OF ADDITIONAL SOURCES BY FUND AND ACCOUNT
GOVERNMENTAL FUNDS
FISCAL YEAR 2022-23

Fund	Fund Name	Financing Source Category	Financing Source Account	2020-21 Actual	2021-22 Actual [x] Estimated [ ]	2022-23 Recommended	2022-23 Adopted by the Board of Supervisors	Dept.
40-100		42500	BOND PROCEEDS			9,116,935	9,116,935	19
40-100		42506	LOAN PROCEEDS		2,000,000	2,000,000	2,000,000	19
40-100		TOTAL OTHER FINANCING SOURCES		7,476,726	24,365,569	23,355,563	29,854,989	
40-100	**TOTAL CNTY CAPITAL PROJ-LAND & FAC (**			**12,039,341**	**28,689,903**	**34,168,816**	**50,870,239**	
40	**TOTAL CAPITAL PROJECTS FUNDS (ALL-YR**			**12,039,341**	**28,689,903**	**34,168,816**	**50,870,239**	
42	**CAPITAL IMPROVEMENT FUND**							
42-100	**CAPITAL PROJECTS CONTINGENCY F**							
42-100		REV FROM USE OF MONEY & PROP						
42-100		40430	INTEREST	482	41	30	30	19
42-100		TOTAL REV FROM USE OF MONEY & PROP		482	41	30	30	
42-100	**TOTAL CAPITAL PROJECTS CONTINGENCY F**			**482**	**41**	**30**	**30**	
42-217	**SOQUEL LINEAR PARK & PARKING I**							
42-217		MISC. REVENUES						
42-217		42367	CONTRIBUTIONS FROM OTHER FUNDS	9,750				19
42-217		TOTAL MISC. REVENUES		9,750	0	0	0	
42-217	**TOTAL SOQUEL LINEAR PARK & PARKING I**			**9,750**	**0**	**0**	**0**	
42	**TOTAL CAPITAL IMPROVEMENT FUND**			**10,232**	**41**	**30**	**30**	
49	**CAPITAL PROJECTS -PARKS/SPECIA**							
49-125	**APTOS PARK I-02 -SPECIAL**							
49-125		REV FROM USE OF MONEY & PROP						
49-125		40430	INTEREST	21	14	20	20	19
49-125		TOTAL REV FROM USE OF MONEY & PROP		21	14	20	20	
49-125	**TOTAL APTOS PARK I-02 -SPECIAL**			**21**	**14**	**20**	**20**	
49-130	**LIVE OAK PARK I-03-SPECIAL**							
49-130		REV FROM USE OF MONEY & PROP						
49-130		40430	INTEREST	398	265	300	300	19
49-130		TOTAL REV FROM USE OF MONEY & PROP		398	265	300	300	
49-130	**TOTAL LIVE OAK PARK I-03-SPECIAL**			**398**	**265**	**300**	**300**	
49-150	**SOQUEL PARK II-07 -SPECIAL**							
49-150		REV FROM USE OF MONEY & PROP						
49-150		40430	INTEREST	232	134	130	130	19
49-150		TOTAL REV FROM USE OF MONEY & PROP		232	134	130	130	
49-150	**TOTAL SOQUEL PARK II-07 -SPECIAL**			**232**	**134**	**130**	**130**	
49	**TOTAL CAPITAL PROJECTS -PARKS/SPECIA**			**651**	**413**	**450**	**450**	
			TOTAL ALL FUNDS	**750,747,438**	**901,115,733**	**780,225,934**	**843,889,760**	

COUNTY OF SANTA CRUZ

SUMMARY OF FINANCING USES BY FUNCTION AND FUND
GOVERNMENTAL FUNDS
FISCAL YEAR 2022-23

Description	Actual 2020-21	2021-22 Actual [x] Estimated [ ]	Recommended 2022-23	Adopted 2022-23
SUMMARIZATION BY FUNCTION				
GENERAL GOVERNMENT	55,967,511	79,223,722	86,360,960	132,753,026
PUBLIC PROTECTION	181,314,304	187,680,394	197,976,659	208,576,353
PUBLIC WAYS AND FACILITIES	60,667,452	31,951,689	72,228,987	104,629,270
HEALTH AND SANITATION	225,064,585	201,784,767	233,966,627	237,277,401
PUBLIC ASSISTANCE	194,603,426	181,354,804	186,945,022	193,821,135
EDUCATION	8,088,291	5,603,538	7,353,181	7,356,044
RECREATION AND CULTURAL SERVIC	9,038,781	9,110,632	10,392,219	11,589,019
DEBT SERVICES	13,499,191	158,977,002	6,184,922	7,603,619
TOTAL FINANCING USES BY FUNCTION	**748,243,541**	**855,686,548**	**801,408,577**	**903,605,867**
APPROPRIATIONS FOR CONTINGENCIES				
GENERAL FUND			11,577,598	7,425,668
COUNTY FIRE DEPT			200,000	200,000
TOTAL APPROPRIATIONS FOR CONTINGENCIES	**0**	**0**	**11,777,598**	**7,625,668**
SUBTOTAL FINANCING USES	**748,243,541**	**855,686,548**	**813,186,175**	**911,231,535**
PROVISIONS FOR OBLIGATED FUND BALANCES				
GENERAL FUND			10,793,122	
HOUSING-ST HOME GRANT FD			4,648	494,381
HOUSING-LMIH ASSET FUND HSC SE			337,038	
HOUSING-OTHER			944,432	1,062,330
PARK DED-FUND INTEREST			13,797	
SPECIAL REVENUE - ROAD FUND			4,161,185	
LIBRARY				425,342
LIBRARY CAPITAL PROJECTS			3,617,625	3,617,625
COUNTY FIRE DEPT			5,108,374	2,157,059
TOTAL OBLIGATED FUND BALANCES	**0**	**0**	**24,980,221**	**7,756,737**
TOTAL FINANCING USES	**748,243,541**	**855,686,548**	**838,166,396**	**918,988,272**

COUNTY OF SANTA CRUZ

SUMMARY OF FINANCING USES BY FUNCTION AND FUND
GOVERNMENTAL FUNDS
FISCAL YEAR 2022-23

Description	Actual 2020-21	2021-22 Actual [x] Estimated [ ]	Recommended 2022-23	Adopted 2022-23
SUMMARIZATION BY FUND				
GENERAL FUND	650,843,503	754,419,769	691,598,357	712,007,784
ROAD IMPROVEMENT FUNDS	323,370	155,685	1,159,286	1,149,079
TRANSPORTATION IMPROVEMENT FDS	350,303	233,211	852,185	841,122
HOUSING	5,710	15,643	1,675,154	1,627,019
HOUSING CDBG	-4,587	35,026	22,280	22,280
HOUSING-SUBDIV IN-LIEU	30,738	57,955	3,610,631	3,641,232
HOUSING-PALOMA DEL MAR	12,600	11,900	12,200	12,500
HOUSING-ST HOME GRANT FD	73,860	6,433	679,648	1,194,155
HOUSING-LMIH ASSET FUND HSC SE	6,186,430	1,184,765	1,441,301	2,133,359
HOUSING-OTHER	623,912		1,093,687	1,211,585
HOUSING-PLHA GRANT		313,271	832,645	1,085,306
PARK DED-UNINCORP COUNTY			374,680	415,083
PARK DED-LA SELVA I-01			36,107	36,107
PARK DED-APTOS I-02	44,060	129,893	186,076	194,875
PARK DED-LIVE OAK I-03	17,862	31,902	209,762	262,436
PARK DED-PAJARO I-04			94,688	93,688
PARK DED-SAN ANDREAS II-05			12,488	12,488
PARK DED-CARBONERA II-06			187,586	189,986
PARK DED-SOQUEL II-07	12,110	43,375	299,434	309,554
PARK DED-SAN LORENZO II-08	14,035	5,600		3,800
PARK DED-APTOS HILLS III-09			95,750	98,062
PARK DED-SKYLINE III-10			112,607	111,763
PARK DED-SUMMIT III-11			133,863	134,441
PARK DED-EUREKA III-12			136,316	133,316
PARK DED-NORTH COAST III-13			6,965	6,965
PARK DED-BONNY DOON III-14			77,945	75,945
PARK DED-SALSIPUEDES III-15			82,449	82,449
PARK DED-ALBA REC			526	526
PARK DED-BOULDER CREEK REC			11,691	11,694
PARK DED-LA SELVA REC			10,350	10,353
PARK DED-OPAL REC			25,970	26,229
PARK DED-CERTS RESERVE			12,390	12,386
PARK DED-FUND INTEREST	2,650	2,700	47,297	78,442
TRANSPORTATION	116,979	199,526	510,124	691,814
FISH AND GAME	13,810	14,648	18,000	18,000
ART IN PUBLIC PLACES	28,941	51,880	63,500	118,500
STATE PARK BONDS	1,378,437	613,812		443,428
CAPITAL FINANCING AUTHORITY	4,029,161	24,539,974		
PUBLIC FINANCING AUTHORITY	3,823,186	3,943,593		
SPECIAL REVENUE - ROAD FUND	59,649,558	31,361,877	73,868,577	101,947,255
LIBRARY	7,965,644	8,358,133	7,930,418	8,355,759
LIBRARY CAPITAL PROJECTS		-2,892,625	2,892,625	2,892,625
COUNTY FIRE DEPT	3,812,439	4,758,310	11,608,034	12,287,639
CNTY CAPITAL PROJ-LAND & FAC (	8,768,401	28,089,640	36,056,626	64,901,816
MEASURE E CAPITAL PROJ (ALL-YR				6,014
CAPITAL PROJECTS CONTINGENCY F	43,100	60	65	46
SOQUEL LINEAR PARK & PARKING I	69,254	-60	8,626	8,655
APTOS PARK I-02 -SPECIAL			3,061	3,060
LIVE OAK PARK I-03-SPECIAL			58,389	58,404

COUNTY OF SANTA CRUZ

SUMMARY OF FINANCING USES BY FUNCTION AND FUND
GOVERNMENTAL FUNDS
FISCAL YEAR 2022-23

Description	Actual 2020-21	2021-22 Actual [x] Estimated [ ]	Recommended 2022-23	Adopted 2022-23
SOQUEL PARK II-07 -SPECIAL	8,075	652	16,037	29,248
TOTAL FINANCING USES	**748,243,541**	**855,686,548**	**838,166,396**	**918,988,272**

COUNTY OF SANTA CRUZ

DETAIL OF FINANCING USES BY FUNCTION, ACTIVITY, AND BUDGET UNIT
GOVERNMENTAL FUNDS
FISCAL YEAR 2022-23

Function, Activity, and Budget Unit		2020-21 Actual	2021-22 Actual [x] Estimated [ ]	2022-23 Recommended	2022-23 Adopted by the Board of Supervisors	Fund
GENERAL GOVERNMENT						
LEGISLATIVE & ADMINISTRATIVE						
15	BOARD OF SUPERVISORS	2,849,124	3,049,275	3,280,714	3,368,507	10-000
18	COUNTY ADMINISTRATIVE OFFICE	10,916,137	6,487,031	8,779,053	13,636,688	10-000
51	PERSONNEL		44,029			10-000
	TOTAL LEGISLATIVE & ADMINISTRATIVE	**13,765,261**	**9,580,335**	**12,059,767**	**17,005,195**	
FINANCE						
09	ASSESSOR	3,351,066	3,670,407	3,929,175	4,045,876	10-000
12	AUDITOR CONTROLR-TREAS-TAX COL	5,083,767	5,451,914	6,076,651	6,379,043	10-000
1312	REVENUE - GENERAL FUND	-540,038	4,518,010	-3,945,761	6,393,634	10-000
33	GENERAL SERVICES	255,541	316,099	288,999	264,615	10-000
	TOTAL FINANCE	**8,150,336**	**13,956,430**	**6,349,064**	**17,083,168**	
COUNSEL						
24	COUNTY COUNSEL	1,987,355	2,619,354	2,769,985	3,297,452	10-000
	TOTAL COUNSEL	**1,987,355**	**2,619,354**	**2,769,985**	**3,297,452**	
PERSONNEL						
51	PERSONNEL	2,444,009	3,051,289	3,382,177	3,695,785	10-000
	TOTAL PERSONNEL	**2,444,009**	**3,051,289**	**3,382,177**	**3,695,785**	
ELECTIONS						
21	COUNTY CLERK	3,959,180	4,460,212	4,000,642	4,220,388	10-000
	TOTAL ELECTIONS	**3,959,180**	**4,460,212**	**4,000,642**	**4,220,388**	
COMMUNICATIONS						
30	EMERGENCY SERVICES	2,042,552	2,096,179	2,348,805	2,279,234	10-000
43	TECHNICAL RADIO SERVICE 2006	526,125	370,456	844,127	534,626	10-000
	TOTAL COMMUNICATIONS	**2,568,677**	**2,466,635**	**3,192,932**	**2,813,860**	
PROP MGMT						
6020	PUBLIC WORKS - ROADS	125,519	130,503	242,351	272,751	10-000
	TOTAL PROP MGMT	**125,519**	**130,503**	**242,351**	**272,751**	
PLANT ACQUISITION						
19	GENERAL FUND	2,959,108	2,576,343	4,720,765	6,534,202	10-000
19	PARK DED-UNINCORP COUNTY			374,680	415,083	21-115
19	PARK DED-LA SELVA I-01			36,107	36,107	21-120
19	PARK DED-APTOS I-02	44,060	129,893	186,076	194,875	21-125
19	PARK DED-LIVE OAK I-03	17,862	31,902	209,762	262,436	21-130
19	PARK DED-PAJARO I-04			94,688	93,688	21-135
19	PARK DED-SAN ANDREAS II-05			12,488	12,488	21-140
19	PARK DED-CARBONERA II-06			187,586	189,986	21-145
19	PARK DED-SOQUEL II-07	12,110	43,375	299,434	309,554	21-150
19	PARK DED-SAN LORENZO II-08	14,035	5,600		3,800	21-155
19	PARK DED-APTOS HILLS III-09			95,750	98,062	21-160
19	PARK DED-SKYLINE III-10			112,607	111,763	21-165
19	PARK DED-SUMMIT III-11			133,863	134,441	21-170
19	PARK DED-EUREKA III-12			136,316	133,316	21-175
19	PARK DED-NORTH COAST III-13			6,965	6,965	21-180
19	PARK DED-BONNY DOON III-14			77,945	75,945	21-185
19	PARK DED-SALSIPUEDES III-15			82,449	82,449	21-190
19	PARK DED-ALBA REC			526	526	21-195
19	PARK DED-BOULDER CREEK REC			11,691	11,694	21-200
19	PARK DED-LA SELVA REC			10,350	10,353	21-205
19	PARK DED-OPAL REC			25,970	26,229	21-210
19	PARK DED-CERTS RESERVE			12,390	12,386	21-215
19	PARK DED-FUND INTEREST	2,650	2,700	33,500	78,442	21-216

COUNTY OF SANTA CRUZ

DETAIL OF FINANCING USES BY FUNCTION, ACTIVITY, AND BUDGET UNIT
GOVERNMENTAL FUNDS
FISCAL YEAR 2022-23

Function, Activity, and Budget Unit		2020-21 Actual	2021-22 Actual [x] Estimated [ ]	2022-23 Recommended	2022-23 Adopted by the Board of Supervisors	Fund
19	STATE PARK BONDS	1,378,437	613,812		443,428	21-310
19	CNTY CAPITAL PROJ-LAND & FAC (	8,768,401	28,089,640	36,056,626	64,901,816	40-100
19	MEASURE E CAPITAL PROJ (ALL-YR				6,014	40-400
19	CAPITAL PROJECTS CONTINGENCY F	43,100	60	65	46	42-100
19	SOQUEL LINEAR PARK & PARKING I	69,254	-60	8,626	8,655	42-217
19	APTOS PARK I-02 -SPECIAL			3,061	3,060	49-125
19	LIVE OAK PARK I-03-SPECIAL			58,389	58,404	49-130
19	SOQUEL PARK II-07 -SPECIAL	8,075	652	16,037	29,248	49-150
TOTAL PLANT ACQUISITION		**13,317,092**	**31,493,917**	**43,004,712**	**74,285,461**	
OTHER GENERAL						
33	GENERAL SERVICES	5,922,794	7,309,749	6,936,724	5,648,209	10-000
51	PERSONNEL	1,850,779	2,157,598	3,122,147	3,124,739	10-000
6020	PUBLIC WORKS - ROADS	216,697	208,470	181,750	181,750	10-000
6050	PUBLIC WORKS - ENGINEERING	131,056	123,864	143,000	143,000	10-000
TOTAL OTHER GENERAL		**8,121,326**	**9,799,681**	**10,383,621**	**9,097,698**	
JUDICIAL						
21	COUNTY CLERK	413,578	486,541	475,709	481,268	10-000
TOTAL JUDICIAL		**413,578**	**486,541**	**475,709**	**481,268**	
CONTINGENCIES						
1313	Tech Appropriation Reserves	1,115,178	1,178,825	500,000	500,000	10-000
TOTAL CONTINGENCIES		**1,115,178**	**1,178,825**	**500,000**	**500,000**	
TOTAL GENERAL GOVERNMENT		**55,967,511**	**79,223,722**	**86,360,960**	**132,753,026**	
PUBLIC PROTECTION						
JUDICIAL						
25	CHILD SUPPORT SERVICES DEPT	5,515,869	5,211,222	5,914,011	5,914,011	10-000
27	DISTRICT ATTORNEY/PUBLIC ADMIN	18,942,649	21,558,037	22,864,147	23,597,742	10-000
35	GRAND JURY	43,998	43,345	51,615	51,697	10-000
45	CO/GF-COURTS	2,482,314	1,719,986	2,008,163	2,008,163	10-000
59	PUBLIC DEFENDER	11,987,441	15,069,300	14,999,279	15,144,617	10-000
TOTAL JUDICIAL		**38,972,271**	**43,601,890**	**45,837,215**	**46,716,230**	
POLICE PROTECTION						
66	SHERIFF-CORONER	42,620,594	43,753,213	43,878,382	45,011,238	10-000
TOTAL POLICE PROTECTION		**42,620,594**	**43,753,213**	**43,878,382**	**45,011,238**	
DETENTION & CORRECTION						
57	PROBATION	25,435,647	26,963,081	31,570,665	32,103,090	10-000
66	SHERIFF-CORONER	45,893,349	43,031,510	44,945,887	45,430,156	10-000
TOTAL DETENTION & CORRECTION		**71,328,996**	**69,994,591**	**76,516,552**	**77,533,246**	
FIRE PROTECTION						
30	EMERGENCY SERVICES	3,812,439	4,758,310	6,499,660	10,130,580	26-105
TOTAL FIRE PROTECTION		**3,812,439**	**4,758,310**	**6,499,660**	**10,130,580**	
PROTECT INSPECTION						
03	AGRICULTURAL COMMISSIONER & WT	2,377,926	2,407,651	2,611,645	2,659,751	10-000
6020	PUBLIC WORKS - ROADS	84,538	121,641	275,000	275,000	10-000
TOTAL PROTECT INSPECTION		**2,462,464**	**2,529,292**	**2,886,645**	**2,934,751**	
OTHER PROTECTION						
1318	GF TO ANIMAL SHELTER	1,520,689	1,622,678	1,622,678	1,805,415	10-000
1318	AMBAG	32,643	32,641	32,641	32,585	10-000
1318	CAO-LAFCO	133,933	133,933	133,933	139,755	10-000
1354	FISH AND GAME	13,810	14,648	18,000	18,000	21-225

COUNTY OF SANTA CRUZ

DETAIL OF FINANCING USES BY FUNCTION, ACTIVITY, AND BUDGET UNIT
GOVERNMENTAL FUNDS
FISCAL YEAR 2022-23

Function, Activity, and Budget Unit		2020-21 Actual	2021-22 Actual [x] Estimated [ ]	2022-23 Recommended	2022-23 Adopted by the Board of Supervisors	Fund
23	COUNTY RECORDER	1,406,679	1,535,738	1,507,694	1,560,150	10-000
30	EMERGENCY SERVICES	1,316,252	951,981	384,313	387,818	10-000
39	HUMAN SERVICES DEPT				367,786	10-000
54	PLANNING	15,241,934	16,081,767	16,665,404	19,843,687	10-000
66	SHERIFF-CORONER	1,871,730	2,023,926	1,530,198	1,625,045	10-000
TOTAL OTHER PROTECTION		**21,537,670**	**22,397,312**	**21,894,861**	**25,780,241**	
GENERAL RELIEF						
66	SHERIFF-CORONER	579,870	645,786	663,344	670,067	10-000
TOTAL GENERAL RELIEF		**579,870**	**645,786**	**663,344**	**670,067**	
TOTAL PUBLIC PROTECTION		**181,314,304**	**187,680,394**	**198,176,659**	**208,776,353**	
PUBLIC WAYS AND FACILITIES						
PUBLIC WAYS						
6020	PUBLIC WORKS - ROADS	323,370	155,685	1,159,286	1,149,079	21-001
6020	PUBLIC WORKS - ROADS	350,303	233,211	852,185	841,122	21-002
6020	PUBLIC WORKS - ROADS	116,979	199,526	510,124	691,814	21-220
6020	PUBLIC WORKS - ROADS	59,649,558	31,361,877	69,707,392	101,947,255	25-000
TOTAL PUBLIC WAYS		**60,440,210**	**31,950,299**	**72,228,987**	**104,629,270**	
PARKING FACILITIES						
6020	PUBLIC WORKS - ROADS	227,242	1,390			10-000
TOTAL PARKING FACILITIES		**227,242**	**1,390**	**0**	**0**	
TOTAL PUBLIC WAYS AND FACILITIES		**60,667,452**	**31,951,689**	**72,228,987**	**104,629,270**	
HEALTH AND SANITATION						
HEALTH						
03	AGRICULTURAL COMMISSIONER & WT	1,238,475	1,350,952	1,697,288	1,693,948	10-000
1318	AIR POLLUTION	62,742	63,239	63,239	64,989	10-000
36	HEALTH SERVICES AGENCY	223,763,368	200,370,576	232,206,100	235,518,464	10-000
TOTAL HEALTH		**225,064,585**	**201,784,767**	**233,966,627**	**237,277,401**	
TOTAL HEALTH AND SANITATION		**225,064,585**	**201,784,767**	**233,966,627**	**237,277,401**	
PUBLIC ASSISTANCE						
ADMINISTRATION						
39	HUMAN SERVICES DEPT	102,397,933	106,857,032	124,121,028	126,241,200	10-000
TOTAL ADMINISTRATION		**102,397,933**	**106,857,032**	**124,121,028**	**126,241,200**	
AID PROGRAMS						
39	HUMAN SERVICES DEPT	36,743,732	37,287,121	40,573,738	40,613,573	10-000
TOTAL AID PROGRAMS		**36,743,732**	**37,287,121**	**40,573,738**	**40,613,573**	
GENERAL RELIEF						
39	HUMAN SERVICES DEPT	47,866,967	34,640,668	12,367,065	15,783,982	10-000
66	SHERIFF-CORONER	-675				10-000
TOTAL GENERAL RELIEF		**47,866,292**	**34,640,668**	**12,367,065**	**15,783,982**	
CARE OF COURT WARDS						
57	PROBATION	118,816	322,381	1,123,212	1,123,212	10-000
TOTAL CARE OF COURT WARDS		**118,816**	**322,381**	**1,123,212**	**1,123,212**	
VETERANS SERVICES						
39	HUMAN SERVICES DEPT	547,990	622,609	678,551	688,443	10-000

COUNTY OF SANTA CRUZ

DETAIL OF FINANCING USES BY FUNCTION, ACTIVITY, AND BUDGET UNIT
GOVERNMENTAL FUNDS
FISCAL YEAR 2022-23

	Function, Activity, and Budget Unit	2020-21 Actual	2021-22 Actual [x] Estimated [ ]	2022-23 Recommended	2022-23 Adopted by the Board of Supervisors	Fund
	TOTAL VETERANS SERVICES	**547,990**	**622,609**	**678,551**	**688,443**	
OTHER ASSISTANCE						
1354	CO HOUSING PROG - CDBG		-4,984	293,287	293,287	21-025
1354	HOUSING-CALHOME HRP 2010	91,353				21-025
1354	HOUSING-CAL HOME 11-8197	182,748	2,884			21-025
1354	HOUSING-CAL HOME 14-9867	152				21-025
1354	HOUSING-CAL HOME 14-9832	140,488				21-025
1354	HOUSING-BEGIN GRANT 11 & REUSE		8,677	254,685	254,685	21-025
1354	HOUSING-CAL HOME 08-4924 SCH	88,012				21-025
1354	CAL HOME RE-USE FUND	-497,043	9,066	1,127,182	1,079,047	21-025
1354	HSNG-LMIH ASSET FND HSC34176D	4,923,464	438,139	1,104,263	2,133,359	21-030
1354	HOUSING- FTH BI PRIN REPAYMT	3,397	28,263			21-030
1354	HOUSING-FTH BII PRIN REPAYMT	148,127	274,536			21-030
1354	HOUSING MH CHG/OUT PRIN REPAY	90,984	158,359			21-030
1354	HOUSING MH REHAB-PRIN REPAY	35,019	27,448			21-030
1354	HOUSING- MH REHAB 2005B-PRIN		30,397			21-030
1354	HOUSING PROP TX POSTPONE LOAN	21,063				21-030
1354	HOUSING 136120-HOUSING PROJECT		1,443			21-030
1354	HOUSING 612200-2005B BOND HOUS		57,272			21-030
1354	HOUSING 612200-2005B PREDEVEL		91,703			21-030
1354	HOUSING 197400 HSNG PROJ LOANS		62,632			21-030
1354	HOUSING 197500 HSNG PROJ LOANS	964,376	14,573			21-030
1354	HOUSING-OTHER	623,912		149,255	149,255	21-031
1354	HOUSING-PLHA GRANT 2020		313,271	832,645	1,085,306	21-032
1361	HOUSING - CDBG 21-026	-4,587	35,026	22,280	22,280	21-026
1361	HOUSING-SUBDIV IN-LIEU		33,087	376,367	406,968	21-027
1361	HOUSING-AFFORDABLE IMPACT FEES	30,738	24,868	3,234,264	3,234,264	21-027
1361	HOUSING - PALOMA DEL MAR	12,600	11,900	12,200	12,500	21-028
1361	HOUSING-ST HOME GRANT-REUSE		-311,742			21-029
1361	HOUSING-ST HOME GRANT 2012		180,477			21-029
1361	HOUSING-ST HOME GRANT 2015		204,622			21-029
1361	HOUSING-ST HOME GRANT 2016	73,860	-66,924		4,774	21-029
1361	HOUSING-ST HOME GRANT 2019			675,000	695,000	21-029
	TOTAL OTHER ASSISTANCE	**6,928,663**	**1,624,993**	**8,081,428**	**9,370,725**	
	TOTAL PUBLIC ASSISTANCE	**194,603,426**	**181,354,804**	**186,945,022**	**193,821,135**	
EDUCATION						
LIBRARY SERVICES						
1318	COUNTY LIBRARY	7,965,644	8,358,133	7,930,418	7,930,417	26-100
1318	LIBRARY CAPITAL PROJECTS		-2,892,625	-725,000	-725,000	26-101
	TOTAL LIBRARY SERVICES	**7,965,644**	**5,465,508**	**7,205,418**	**7,205,417**	
AGRICULTURE EDUCATION						
06	AGRICULTURAL EXTENSION SERVICE	122,647	138,030	147,763	150,627	10-000
	TOTAL AGRICULTURE EDUCATION	**122,647**	**138,030**	**147,763**	**150,627**	
	TOTAL EDUCATION	**8,088,291**	**5,603,538**	**7,353,181**	**7,356,044**	
RECREATION AND CULTURAL SERVIC						
REC & CULTURE						

COUNTY OF SANTA CRUZ

DETAIL OF FINANCING USES BY FUNCTION, ACTIVITY, AND BUDGET UNIT
GOVERNMENTAL FUNDS
FISCAL YEAR 2022-23

	Function, Activity, and Budget Unit	2020-21 Actual	2021-22 Actual [x] Estimated [ ]	2022-23 Recommended	2022-23 Adopted by the Board of Supervisors	Fund
1349	COMMUNITY SERVICES	372,405	393,223	438,399	480,910	10-000
1349	ART IN PUBLIC PLACES	28,941	51,880	63,500	118,500	21-300
49	PARKS, OPEN SPACE & CULTURAL S	8,637,435	8,665,529	9,890,320	10,989,609	10-000
	TOTAL REC & CULTURE	**9,038,781**	**9,110,632**	**10,392,219**	**11,589,019**	
	TOTAL RECREATION AND CULTURAL SERVIC	**9,038,781**	**9,110,632**	**10,392,219**	**11,589,019**	
	DEBT SERVICES					
	NON REPORTABLE					
01	TRUST ONLY		-937,918			21-410
1312	2016 REFUNDING CERT OF PARTIC		1,519,777			21-410
	TOTAL NON REPORTABLE	**0**	**581,859**	**0**	**0**	
	RETIREMENT OF LT DEBT					
01	TRUST ONLY		-751,894			21-400
1312	CERTS ISSUE	5,516,008	6,730,878	5,984,922	6,403,619	10-000
1312	PENSION OBLIGATION ISSUE		123,640,339			10-000
1312	TAX REVENUE ANTICIPATION NOTES	130,836	122,218			10-000
1312	2014 LEASE REVENUE BONDS		428,144			21-400
1312	2015 REFUNDING CERT OF PARTIC		1,756,934			21-400
1312	2015B LEASE REVENUE BONDS		2,222,459			21-400
1312	2017A LEASE REVENUE BONDS		678,723			21-400
1312	2020A LEASE REVENUE BONDS		818,684			21-400
1312	2020B LEASE REVENUE BONDS		341,087			21-400
1312	2021A LEASE REV BOND-WESTRIDGE		14,710,891			21-400
1312	2021B LEASE REV BOND-WESTRIDGE		3,582,986			21-400
1312	TAX REVENUE ANTICIPATION NOTES			200,000	1,200,000	10-000
1312	CAPITAL FINANCING AUTHORITY	4,029,161	751,960			21-400
1312	1996 REFUNDING CERT OF PARTIC		1,672,165			21-410
1312	2008 CERT OF PARTICIPATION		255,547			21-410
1312	2014 REFUNDING CERT OF PARTIC		496,089			21-410
1312	PUBLIC FINANCING AUTHORITY	3,823,186	937,933			21-410
	TOTAL RETIREMENT OF LT DEBT	**13,499,191**	**158,395,143**	**6,184,922**	**7,603,619**	
	TOTAL DEBT SERVICES	**13,499,191**	**158,977,002**	**6,184,922**	**7,603,619**	
	RESERVES					
	CONTINGENCIES					
1313	RESERVES-GENERAL FUND	1,000,000		11,577,598	7,425,668	10-000
	TOTAL CONTINGENCIES	**1,000,000**	**0**	**11,577,598**	**7,425,668**	
	TOTAL RESERVES	**1,000,000**	**0**	**11,577,598**	**7,425,668**	
	GRAND TOTAL FINANCING USES BY FUNCTION	**749,243,541**	**855,686,548**	**813,186,175**	**911,231,535**	

This Page Intentionally Left Blank

COUNTY BUDGET DETIAL

COUNTY DEPARTMENTAL

This Page Intentionally Left Blank

COUNTY OF SANTA CRUZ

DETAIL OF FINANCING SOURCES AND USES
GOVERNMENTAL FUNDS
FISCAL YEAR 2022-23

BUDGET UNIT: 03/20/00 -- AGRICULTURAL COMMISSIONER & WT/AGRICULTURAL COMMISSIONER
FUNCTION: PUBLIC PROTECTION
ACTIVITY: PROTECT INSPECTION
FUND: 10-000

Detail by Revenue and Expenditure Object		2020-21 Actuals	2021-22 Actual [x] Estimated [ ]	2022-23 Recommended Budget	2022-23 Adopted by the Board of Supervisors
FINES, FORFEITURES & ASSMNTS					
AGR COMM PENALTY	40410	20,100	14,702	10,000	10,000
TOTAL FINES, FORFEITURES & ASSMNTS		**20,100**	**14,702**	**10,000**	**10,000**
INTERGOVERNMENTAL REVENUES					
ST-CDFA INDUSTRIAL HEMP AGMT	40721	16,759	4,942	32,800	32,800
ST-AGRI GAS TAX UNCLAIMED	40722	588,340	559,040	575,000	575,000
ST-EGG QLITY CONTROL WHOLESALE	40724	2,672	4,090	4,742	4,742
ST-CDFA BEE SAFE	40725		648	1,767	1,767
ST-MISC AGRIC AID	40726	3,650	8,353	6,500	6,500
ST-CDFA SUDDEN OAK DEATH (SOD)	40727	49,936	46,704	45,152	45,152
ST-NURSERY INSPECTION PROGRAM	40728	5,260	3,418	11,000	11,000
ST-PEST CONTROL HIGH RISK	40730	44,534	89,132	85,000	85,000
ST-PEST DETECTION	40731	301,893	237,635	164,545	164,545
ST-PESTICIDE ENFORCEMENT PROG	40732	330,680	321,237	345,000	345,000
ST-GLASSY WING SHARP SHOOTER	40733	61,190	50,122	64,519	64,519
ST-ASIAN CITRUS PSYLLID	40735	36,962	32,384	39,364	39,364
ST-SEED SERVICE	40736	100	465	100	100
ST-OTHER	40894			64,000	64,000
FED-FEMA	41093	-8,282			
FED-CARES ACT CRF FUNDING	41148	8,032			
TOTAL INTERGOVERNMENTAL REVENUES		**1,441,726**	**1,358,170**	**1,439,489**	**1,439,489**
CHARGES FOR SERVICES					
INSPECTION CHARGES	41304	22,077	20,635	18,550	18,550
INSPECTION FEES	41306	133,711	113,740	114,000	114,000
REGISTRATION FEES	41406	9,420	9,105	9,000	9,000
TOTAL CHARGES FOR SERVICES		**165,208**	**143,480**	**141,550**	**141,550**
MISC. REVENUES					
CONTRIBUTIONS FROM OTHER FUNDS	42367	56,535			
NSF CHECKS-RETURNED CHECK FEES	42381	40	80		
OTHER REVENUE	42384		10,424		
TOTAL MISC. REVENUES		**56,575**	**10,504**	**0**	**0**
TOTAL REVENUE		**1,683,609**	**1,526,856**	**1,591,039**	**1,591,039**
SALARIES AND EMPLOYEE BENEF					
REGULAR PAY-PERMANENT	51000	1,243,692	1,311,431	1,292,757	1,321,157
OVERTIME PAY-PERMANENT	51005	1,921	1,760	4,735	4,735
DIFFERENTIAL PAY	51040	12,349	13,051	12,974	12,974
OASDI-SOCIAL SECURITY	52010	92,233	98,269	98,305	98,305
PERS	52015	295,651	335,026	388,667	388,667
EMPLOYEE INSURANCE & BENEFITS	53010	276,105	228,284	224,494	224,494
UNEMPLOYMENT INSURANCE	53015	9,065	22,337	24,085	24,085
WORKERS COMPENSATION INSURANCE	54010	21,672	29,345	28,073	28,073
TOTAL SALARIES AND EMPLOYEE BENEF		**1,952,688**	**2,039,503**	**2,074,090**	**2,102,490**
SERVICES AND SUPPLIES					
CLOTHING & PERSONAL SUPPLIES	61110		87		

COUNTY OF SANTA CRUZ

DETAIL OF FINANCING SOURCES AND USES
GOVERNMENTAL FUNDS
FISCAL YEAR 2022-23

BUDGET UNIT: 03/20/00 -- AGRICULTURAL COMMISSIONER & WT/AGRICULTURAL COMMISSIONER
FUNCTION: PUBLIC PROTECTION
ACTIVITY: PROTECT INSPECTION
FUND: 10-000

Detail by Revenue and Expenditure Object		2020-21 Actuals	2021-22 Actual [x] Estimated [ ]	2022-23 Recommended Budget	2022-23 Adopted by the Board of Supervisors
TELECOM SERVICES	61220	15,968	17,195	20,628	24,769
FOOD	61310		64	200	200
MAINT-OFFICE EQUIPMNT-SERVICES	61725	156	357	500	500
MEMBERSHIPS	62020	3,777	3,839	4,279	4,279
DUPLICATING SERVICES	62214	14,436	571	5,668	5,668
PC SOFTWARE PURCHASES	62219	5,814	3,942	4,280	4,280
POSTAGE	62221	3,138	4,274	2,600	2,600
SUPPLIES	62223	12,823	13,461	12,000	12,000
INVENTORIABLE ITEMS <5000	62226	523	4,350	5,500	5,500
ADMINISTRATIVE COSTS	62305		53	500	500
COMPUTER PROF SVCS	62316	2,260	2,000	5,000	5,000
CUSTODIAL SERVICES	62321	9,847	9,694	10,405	10,405
DATA PROCESSING SERVICES	62325	39,709	59,796	51,340	49,078
MEDICAL SERVICES	62366	145			
PROF & SPECIAL SERV-OTHER	62381	68,588	-33,017	80,000	80,000
LEGAL NOTICES	62420	140		100	100
EQUIPMENT LEASE & RENT	62500	15,664	10,110		
RENTS/LEASES-STRUC IMP & GRNDS	62610	86,703	88,831	94,191	96,360
SMALL TOOLS & INSTRUMENTS	62715	21		500	500
SUBSCRIPTIONS BOOKS & ED MATER	62890	509	766	600	600
EDUCATION & TRAINING(REPT)	62914	350	1,025	450	450
GAS, OIL, FUEL	62920	42			
LODGING	62922		1,427	3,220	3,220
MEALS	62924		664	1,640	1,640
MILEAGE	62926		849	1,814	1,814
TRAVEL-OTHER(NON-REPT)	62928		202	401	401
REGISTRATIONS (NON REPT)	62930		500	1,400	1,400
SERVICE CENTER CHARGES	62935	31,257	23,938	24,000	25,456
SERVICE CENTER REPLCMT INCRMNT	62936	12,459	12,459	12,459	15,113
SERVICE CENTER DEPREC CHG	62937	22,653		19,778	24,603
SANITATION SERVICES	63011	155	163	176	176
UTILITIES	63070	2,029	691	1,295	1,295
TOTAL SERVICES AND SUPPLIES		**349,166**	**228,291**	**364,924**	**377,907**
INTRAFUND TRANSFERS					
INTRA-FUND TRF-MANAGEMNT SERVS	95220		136		
INTRA-FUND TRF IN-OTHER	95225	-205,136	-208,428	-216,225	-216,225
INTRA-FUND TRF OUT-OTHER	95226		44		
TOTAL INTRAFUND TRANSFERS		**-205,136**	**-208,248**	**-216,225**	**-216,225**
TOTAL EXPENDITURES/APPROPRIATIONS		**2,096,718**	**2,059,546**	**2,222,789**	**2,264,172**
NET COST		**413,109**	**532,690**	**631,750**	**673,133**

COUNTY OF SANTA CRUZ

DETAIL OF FINANCING SOURCES AND USES
GOVERNMENTAL FUNDS
FISCAL YEAR 2022-23

BUDGET UNIT: 03/30/00 -- AGRICULTURAL COMMISSIONER & WT/WEIGHTS & MEASURES
FUNCTION: PUBLIC PROTECTION
ACTIVITY: PROTECT INSPECTION
FUND: 10-000

Detail by Revenue and Expenditure Object		2020-21 Actuals	2021-22 Actual [x] Estimated [ ]	2022-23 Recommended Budget	2022-23 Adopted by the Board of Supervisors
LICENSES, PERMITS AND FRANCHIS					
OTHER LICENSES & PERMITS	40330	3,886	5,027	3,500	3,500
TOTAL LICENSES, PERMITS AND FRANCHIS		**3,886**	**5,027**	**3,500**	**3,500**
FINES, FORFEITURES & ASSMNTS					
JUDGMENTS & DAMAGES	40418	200	35,200	7,000	7,000
TOTAL FINES, FORFEITURES & ASSMNTS		**200**	**35,200**	**7,000**	**7,000**
INTERGOVERNMENTAL REVENUES					
ST-CDFA CALCANNABIS	40723	8,800		7,000	7,000
ST-MISC AGRIC AID	40726	4,975	5,307	5,420	5,420
FED-FAS/FAU PROJECTS	41046	395			
TOTAL INTERGOVERNMENTAL REVENUES		**14,170**	**5,307**	**12,420**	**12,420**
CHARGES FOR SERVICES					
INSPECTION FEES	41306	1,215	1,473	750	750
REGISTRATION FEES	41406	199,936	205,181	196,500	196,500
TOTAL CHARGES FOR SERVICES		**201,151**	**206,654**	**197,250**	**197,250**
MISC. REVENUES					
OTHER REVENUE	42384	206		600	600
TOTAL MISC. REVENUES		**206**	**0**	**600**	**600**
TOTAL REVENUE		**219,613**	**252,188**	**220,770**	**220,770**
SALARIES AND EMPLOYEE BENEF					
REGULAR PAY-PERMANENT	51000	138,016	171,031	199,766	204,066
OVERTIME PAY-PERMANENT	51005	737			
OASDI-SOCIAL SECURITY	52010	10,610	13,050	15,282	15,282
PERS	52015	34,224	46,387	58,731	58,731
EMPLOYEE INSURANCE & BENEFITS	53010	41,491	46,064	51,278	51,278
TOTAL SALARIES AND EMPLOYEE BENEF		**225,078**	**276,532**	**325,057**	**329,357**
SERVICES AND SUPPLIES					
CLOTHING & PERSONAL SUPPLIES	61110	268	251	300	300
TELECOM SERVICES	61220	1,836	2,147	2,360	2,849
FOOD	61310			200	200
MAINT-OFFICE EQUIPMNT-SERVICES	61725		69	334	334
MAINT-OTH EQUIP-SERVICES	61730			500	500
MEMBERSHIPS	62020			75	75
DUPLICATING SERVICES	62214	34		30	30
POSTAGE	62221	1,521	565	1,696	1,696
SUPPLIES	62223	2,533	7,809	3,500	3,500
INVENTORIABLE ITEMS <5000	62226		2,419	3,000	3,000
CUSTODIAL SERVICES	62321	2,222	3,470	2,323	2,323
DATA PROCESSING SERVICES	62325	4,824	4,704	4,704	7,281
DPW SERVICES-GENERAL MONEY	62330			1,500	1,500
MANAGEMENT SERVICES	62365	31,655	31,882	23,266	23,266
PROF & SPECIAL SERV-OTHER	62381	5,545	7,834	6,000	6,000
LEGAL NOTICES	62420			100	100
RENTS/LEASES-STRUC IMP & GRNDS	62610			200	200

COUNTY OF SANTA CRUZ

DETAIL OF FINANCING SOURCES AND USES
GOVERNMENTAL FUNDS
FISCAL YEAR 2022-23

BUDGET UNIT: 03/30/00 -- AGRICULTURAL COMMISSIONER & WT/WEIGHTS & MEASURES
FUNCTION: PUBLIC PROTECTION
ACTIVITY: PROTECT INSPECTION
FUND: 10-000

Detail by Revenue and Expenditure Object		2020-21 Actuals	2021-22 Actual [x] Estimated [ ]	2022-23 Recommended Budget	2022-23 Adopted by the Board of Supervisors
SMALL TOOLS & INSTRUMENTS	62715	157	3,353	1,750	1,750
SPECIAL MISC EXPENSE-SERVICES	62856	659	524	1,000	1,000
EDUCATION & TRAINING(REPT)	62914			200	200
LODGING	62922			772	772
MEALS	62924			350	350
TRAVEL-OTHER(NON-REPT)	62928			114	114
SERVICE CENTER CHARGES	62935	2,756	3,414	2,400	4,266
SERVICE CENTER REPLCMT INCRMNT	62936		1,760	1,760	800
SERVICE CENTER DEPREC CHG	62937			3,004	1,455
SANITATION SERVICES	63011	249	262	282	282
UTILITIES	63070	1,871	1,110	2,079	2,079
TOTAL SERVICES AND SUPPLIES		**56,130**	**71,573**	**63,799**	**66,222**
TOTAL EXPENDITURES/APPROPRIATIONS		**281,208**	**348,105**	**388,856**	**395,579**
NET COST		**61,595**	**95,917**	**168,086**	**174,809**

COUNTY OF SANTA CRUZ

DETAIL OF FINANCING SOURCES AND USES
GOVERNMENTAL FUNDS
FISCAL YEAR 2022-23

BUDGET UNIT: 03/40/00 -- AGRICULTURAL COMMISSIONER & WT/GEN FD STAFFING FOR MOSQ ABATE
FUNCTION: HEALTH AND SANITATION
ACTIVITY: HEALTH
FUND: 10-000

Detail by Revenue and Expenditure Object		2020-21 Actuals	2021-22 Actual [x] Estimated [ ]	2022-23 Recommended Budget	2022-23 Adopted by the Board of Supervisors
MISC. REVENUES					
OTHER REVENUE	42384		3,744		
TOTAL MISC. REVENUES		**0**	**3,744**	**0**	**0**
OTHER FINANCING SOURCES					
OPERATING TRANSFER IN	42462	1,238,473	1,347,206	1,697,288	1,693,948
TOTAL OTHER FINANCING SOURCES		**1,238,473**	**1,347,206**	**1,697,288**	**1,693,948**
TOTAL REVENUE		**1,238,473**	**1,350,950**	**1,697,288**	**1,693,948**
SALARIES AND EMPLOYEE BENEF					
REGULAR PAY-PERMANENT	51000	541,937	610,050	746,273	746,273
OVERTIME PAY-PERMANENT	51005	2,311		1,960	1,960
REGULAR PAY-EXTRA HELP	51010	3,947	2,593	6,613	6,613
DIFFERENTIAL PAY	51040	3,844	3,022	2,575	2,575
OASDI-SOCIAL SECURITY	52010	41,654	46,451	57,942	57,942
PERS	52015	130,039	165,288	219,617	219,617
EMPLOYEE INSURANCE & BENEFITS	53010	133,483	136,981	152,828	152,828
UNEMPLOYMENT INSURANCE	53015	502	1,725	1,725	1,725
WORKERS COMPENSATION INSURANCE	54010	10,940		9,167	9,167
TOTAL SALARIES AND EMPLOYEE BENEF		**868,657**	**966,110**	**1,198,700**	**1,198,700**
SERVICES AND SUPPLIES					
AGRICULTURAL EXPENSE	61000	24,186	35,934	46,234	46,234
SURVEILLANCE AND LAB SUPPLIES	61001		7,471	22,850	22,850
CLOTHING & PERSONAL SUPPLIES	61110	5,849	5,273	6,000	6,000
TELECOM SERVICES	61220	7,951	8,386	12,857	8,723
MAINT-OFFICE EQUIPMNT-SERVICES	61725	2,453	415	1,680	1,680
MAINT-OTH EQUIP-SERVICES	61730	392	133	800	800
MEMBERSHIPS	62020	9,500	9,500	9,500	9,500
MISCELLANEOUS EXPENSE-SERVICES	62111	459	9		
DUPLICATING SERVICES	62214	68	14		
PC SOFTWARE PURCHASES	62219	68	407	2,440	2,440
POSTAGE	62221	145	176	200	200
SUPPLIES	62223	6,361	2,949	9,600	9,600
INVENTORIABLE ITEMS <5000	62226	6,065	448	3,000	3,000
CUSTODIAL SERVICES	62321	11,355	17,738	11,870	11,870
DATA PROCESSING SERVICES	62325	16,992	53,214	28,172	28,966
MANAGEMENT SERVICES	62365	173,481	176,546	192,959	192,959
PROF & SPECIAL SERV-OTHER	62381	34,191	12,960	33,225	33,225
LEGAL NOTICES	62420	3,498	1,709	2,500	2,500
SMALL TOOLS & INSTRUMENTS	62715	8,268	665	5,100	5,100
ADVERTISING & PROMOTION SUPP	62801	1,980	4,760	3,150	3,150
SPECIAL MISC EXPENSE-SERVICES	62856			40,000	40,000
SUBSCRIPTIONS BOOKS & ED MATER	62890	47		150	150
AIR FARE	62910			1,400	1,400
EDUCATION & TRAINING(REPT)	62914	1,265	1,869	2,442	2,442
LODGING	62922		3,017	3,178	3,178

COUNTY OF SANTA CRUZ

DETAIL OF FINANCING SOURCES AND USES
GOVERNMENTAL FUNDS
FISCAL YEAR 2022-23

BUDGET UNIT: 03/40/00 -- AGRICULTURAL COMMISSIONER & WT/GEN FD STAFFING FOR MOSQ ABATE
FUNCTION: HEALTH AND SANITATION
ACTIVITY: HEALTH
FUND: 10-000

Detail by Revenue and Expenditure Object		2020-21 Actuals	2021-22 Actual [x] Estimated [ ]	2022-23 Recommended Budget	2022-23 Adopted by the Board of Supervisors
MEALS	62924		726	966	966
MILEAGE	62926	95	173	300	300
TRAVEL-OTHER(NON-REPT)	62928			35	35
REGISTRATIONS (NON REPT)	62930	633	1,050	1,225	1,225
SERVICE CENTER CHARGES	62935	21,526	19,036	16,336	16,336
SERVICE CENTER REPLCMT INCRMNT	62936	7,092	9,292	9,292	9,292
SERVICE CENTER DEPREC CHG	62937	15,059		19,059	19,059
SANITATION SERVICES	63011	1,274	1,337	1,442	1,442
UTILITIES	63070	9,565	9,612	10,626	10,626
TOTAL SERVICES AND SUPPLIES		**369,818**	**384,819**	**498,588**	**495,248**
INTRAFUND TRANSFERS					
INTRA-FUND TRF-MANAGEMNT SERVS	95220		23		
TOTAL INTRAFUND TRANSFERS		**0**	**23**	**0**	**0**
TOTAL EXPENDITURES/APPROPRIATIONS		**1,238,475**	**1,350,952**	**1,697,288**	**1,693,948**
NET COST		**2**	**2**	**0**	**0**

COUNTY OF SANTA CRUZ

DETAIL OF FINANCING SOURCES AND USES
GOVERNMENTAL FUNDS
FISCAL YEAR 2022-23

BUDGET UNIT: 06/00/00 -- AGRICULTURAL EXTENSION SERVICE
FUNCTION: EDUCATION
ACTIVITY: AGRICULTURE EDUCATION
FUND: 10-000

Detail by Revenue and Expenditure Object		2020-21 Actuals	2021-22 Actual [x] Estimated [ ]	2022-23 Recommended Budget	2022-23 Adopted by the Board of Supervisors
SALARIES AND EMPLOYEE BENEF					
REGULAR PAY-PERMANENT	51000	68,483	75,751	75,008	76,608
OASDI-SOCIAL SECURITY	52010	5,188	5,691	5,738	5,738
PERS	52015	16,883	20,333	22,127	22,127
EMPLOYEE INSURANCE & BENEFITS	53010	14,518	14,649	14,957	14,957
WORKERS COMPENSATION INSURANCE	54010	1,148	1,015	962	962
TOTAL SALARIES AND EMPLOYEE BENEF		**106,220**	**117,439**	**118,792**	**120,392**
SERVICES AND SUPPLIES					
TELECOM SERVICES	61220	4,491	3,939	5,000	7,104
SUPPLIES	62223	499	382	500	500
DATA PROCESSING SERVICES	62325	4,296	7,056	7,056	4,854
SPECIAL MISC EXPENSE-SERVICES	62856	654	624	650	1,093
SERVICE CENTER CHARGES	62935	2,722	7,261	12,000	7,919
SERVICE CENTER REPLCMT INCRMNT	62936	1,329	1,329	1,329	1,329
SERVICE CENTER DEPREC CHG	62937	2,436		2,436	2,436
TOTAL SERVICES AND SUPPLIES		**16,427**	**20,591**	**28,971**	**25,235**
OTHER CHARGES					
CONTRIB TO OTHER AGENCIES-OTH	75231				5,000
TOTAL OTHER CHARGES		**0**	**0**	**0**	**5,000**
TOTAL EXPENDITURES/APPROPRIATIONS		**122,647**	**138,030**	**147,763**	**150,627**
NET COST		**122,647**	**138,030**	**147,763**	**150,627**

COUNTY OF SANTA CRUZ

DETAIL OF FINANCING SOURCES AND USES
GOVERNMENTAL FUNDS
FISCAL YEAR 2022-23

BUDGET UNIT: 09/00/00 -- ASSESSOR
FUNCTION: GENERAL GOVERNMENT
ACTIVITY: FINANCE
FUND: 10-000

Detail by Revenue and Expenditure Object		2020-21 Actuals	2021-22 Actual [x] Estimated [ ]	2022-23 Recommended Budget	2022-23 Adopted by the Board of Supervisors
FINES, FORFEITURES & ASSMNTS					
NON-RESPONSE PENALTY	44141			1,000	1,000
TOTAL FINES, FORFEITURES & ASSMNTS		**0**	**0**	**1,000**	**1,000**
CHARGES FOR SERVICES					
PROPERTY TAX ADMIN FEE	41206	981,404	920,481	1,010,846	920,481
SUPP ROLL ASSESSMENT FEE	41208	352,380	463,143	349,514	462,749
OTHER CHARGES CURRENT SERVICES	42047	11,872	15,546	20,000	20,000
TOTAL CHARGES FOR SERVICES		**1,345,656**	**1,399,170**	**1,380,360**	**1,403,230**
MISC. REVENUES					
NSF CHECKS	42380		-2		
TOTAL MISC. REVENUES		**0**	**-2**	**0**	**0**
TOTAL REVENUE		**1,345,656**	**1,399,168**	**1,381,360**	**1,404,230**
SALARIES AND EMPLOYEE BENEF					
REGULAR PAY-PERMANENT	51000	1,813,347	1,929,297	1,934,491	1,976,991
DIFFERENTIAL PAY	51040	18,788	20,029	20,030	20,030
OASDI-SOCIAL SECURITY	52010	131,637	141,270	142,843	142,843
PERS	52015	439,891	524,266	570,675	570,675
EMPLOYEE INSURANCE & BENEFITS	53010	413,721	426,563	444,244	444,244
UNEMPLOYMENT INSURANCE	53015	4,766	2,100		
WORKERS COMPENSATION INSURANCE	54010	40,644	35,902	34,037	34,037
TOTAL SALARIES AND EMPLOYEE BENEF		**2,862,794**	**3,079,427**	**3,146,320**	**3,188,820**
SERVICES AND SUPPLIES					
TELECOM SERVICES	61220	17,648	17,303	25,655	25,312
MAINT-OTH EQUIP-SERVICES	61730			1,000	1,000
MEMBERSHIPS	62020			1,600	1,600
DUPLICATING SERVICES	62214	1,491	2,058	4,000	4,000
PC SOFTWARE PURCHASES	62219	9,158	9,789	13,000	13,000
POSTAGE	62221	11,812	10,929	12,000	12,000
SUBSCRIPTIONS/PERIODICALS	62222	959	1,723	2,600	2,600
SUPPLIES	62223	21,216	28,060	29,239	29,239
INVENTORIABLE ITEMS <5000	62226	4,939	6,551	8,050	70,664
DATA PROCESSING SERVICES	62325	134,989	193,515	374,463	386,393
PROF & SPECIAL SERV-OTHER	62381	262,700	270,581	299,798	299,798
PUB DEF CONFLICTS CONTRACT	62384	1,500	1,500		
RENTS/LEASES-STRUC IMP & GRNDS	62610			100	100
SPECIAL MISC EXPENSE-SERVICES	62856			100	100
AIR FARE	62910			1,500	1,500
EDUCATION & TRAINING(REPT)	62914			500	500
LODGING	62922			3,600	3,600
MEALS	62924			1,750	1,750
MILEAGE	62926	832	1,334	2,750	2,750
TRAVEL-OTHER(NON-REPT)	62928			500	500
REGISTRATIONS (NON REPT)	62930	50		1,500	1,500
SERV CTR POOL VEH CHARGES	62938			1,600	1,600

COUNTY OF SANTA CRUZ

DETAIL OF FINANCING SOURCES AND USES
GOVERNMENTAL FUNDS
FISCAL YEAR 2022-23

BUDGET UNIT: 09/00/00 -- ASSESSOR
FUNCTION: GENERAL GOVERNMENT
ACTIVITY: FINANCE
FUND: 10-000

Detail by Revenue and Expenditure Object		2020-21 Actuals	2021-22 Actual [x] Estimated [ ]	2022-23 Recommended Budget	2022-23 Adopted by the Board of Supervisors
TOTAL SERVICES AND SUPPLIES		**467,294**	**543,343**	**785,305**	**859,506**
OTHER CHARGES					
CERT OF PARTIC CONTRIB	75216	225,533		188,892	188,892
TOTAL OTHER CHARGES		**225,533**	**0**	**188,892**	**188,892**
INTRAFUND TRANSFERS					
INTRA-FUND TRF IN-OTHER	95225	-204,555	-174,339	-191,342	-191,342
INTRA-FUND TRF OUT-OTHER	95226		221,976		
TOTAL INTRAFUND TRANSFERS		**-204,555**	**47,637**	**-191,342**	**-191,342**
TOTAL EXPENDITURES/APPROPRIATIONS		**3,351,066**	**3,670,407**	**3,929,175**	**4,045,876**
NET COST		**2,005,410**	**2,271,239**	**2,547,815**	**2,641,646**

COUNTY OF SANTA CRUZ

DETAIL OF FINANCING SOURCES AND USES
GOVERNMENTAL FUNDS
FISCAL YEAR 2022-23

BUDGET UNIT: 12/00/00 -- AUDITOR CONTROLR-TREAS-TAX COL
FUNCTION: GENERAL GOVERNMENT
ACTIVITY: FINANCE
FUND: 10-000

Detail by Revenue and Expenditure Object		2020-21 Actuals	2021-22 Actual [x] Estimated [ ]	2022-23 Recommended Budget	2022-23 Adopted by the Board of Supervisors
TAXES					
(SEP)STATE REDEMPTION TAX	40202	10	-10		
TOTAL TAXES		**10**	**-10**	**0**	**0**
LICENSES, PERMITS AND FRANCHIS					
OTHER LICENSES & PERMITS	40330	250	275	250	250
TOTAL LICENSES, PERMITS AND FRANCHIS		**250**	**275**	**250**	**250**
FINES, FORFEITURES & ASSMNTS					
COSTS FOR DELINQUENT TAXES	44140	118,566	139,763	120,000	120,000
TOTAL FINES, FORFEITURES & ASSMNTS		**118,566**	**139,763**	**120,000**	**120,000**
INTERGOVERNMENTAL REVENUES					
ST-MANDATED COST REIMBURSEMENT	40872	2,209	1,921		
FED-FEMA	41093	-11,853			
FED-CARES ACT CRF FUNDING	41148	4,328			
TOTAL INTERGOVERNMENTAL REVENUES		**-5,316**	**1,921**	**0**	**0**
CHARGES FOR SERVICES					
ASSESSMENT & TAX COLLECTN FEES	41205	587,939	612,749	605,050	594,498
PROPERTY TAX ADMIN FEE	41206	474,209	354,191	488,436	354,191
DBT SERV TX ASSESS & ADMN FEES	41207	10,306	10,787	11,485	10,260
SUPP ROLL ASSESSMENT FEE	41208	169,363	392,691	167,986	392,356
ACCOUNTING FEES	41220	279,245	303,386	275,221	275,221
AUDIT FEES	41222	25,400	8,000	21,000	21,000
CIVIL PROCESS FEES	41422	3,220	35,100	20,000	20,000
REDEMPTION FEES	41432	13,313	13,678	15,000	15,000
COST RECOVERY-OTHER	42022	82	88		
OTHER CHARGES CURRENT SERVICES	42047	142,919	173,704	153,500	153,500
TAX LIEN RELEASE FEES	42060	6,402	8,306	6,000	6,000
BANKING SERVICES	42100	215,583	194,364	214,905	214,905
COUNTY OVERHEAD CHARGES	42105	561,562	684,088	684,087	796,145
DUPLICATING SERVICES	42112	-1	1		
INVESTMENT SERVICES	42116	599,856	723,520	744,666	744,666
TOTAL CHARGES FOR SERVICES		**3,089,398**	**3,514,653**	**3,407,336**	**3,597,742**
MISC. REVENUES					
CASH OVERAGES	42362	610	455	675	675
NSF CHECKS-RETURNED CHECK FEES	42381	13,160	16,049	10,350	10,350
OTHER REVENUE	42384	84,148	93,103	100,000	100,000
UNCLAIMED MONEY-ESCHEATED	42390	10,555	4,512	10,000	10,000
TOTAL MISC. REVENUES		**108,473**	**114,119**	**121,025**	**121,025**
OTHER FINANCING SOURCES					
OP/TRF IN-FR FA CERTS CNST FDS	42465	66,677	34,142		11,524
TOTAL OTHER FINANCING SOURCES		**66,677**	**34,142**	**0**	**11,524**
TOTAL REVENUE		**3,378,058**	**3,804,863**	**3,648,611**	**3,850,541**
SALARIES AND EMPLOYEE BENEF					
REGULAR PAY-PERMANENT	51000	3,253,241	3,711,521	3,851,090	3,934,890
OVERTIME PAY-PERMANENT	51005	19,105	28,075	5,102	5,102

COUNTY OF SANTA CRUZ

DETAIL OF FINANCING SOURCES AND USES
GOVERNMENTAL FUNDS
FISCAL YEAR 2022-23

BUDGET UNIT: 12/00/00 -- AUDITOR CONTROLR-TREAS-TAX COL
FUNCTION: GENERAL GOVERNMENT
ACTIVITY: FINANCE
FUND: 10-000

Detail by Revenue and Expenditure Object		2020-21 Actuals	2021-22 Actual [x] Estimated [ ]	2022-23 Recommended Budget	2022-23 Adopted by the Board of Supervisors
REGULAR PAY-EXTRA HELP	51010	7,968	4,590		
DIFFERENTIAL PAY	51040	19,542	16,246	14,778	14,778
OASDI-SOCIAL SECURITY	52010	237,128	271,887	288,530	288,530
PERS	52015	791,733	952,958	1,114,615	1,114,615
EMPLOYEE INSURANCE & BENEFITS	53010	726,606	715,696	790,042	790,042
UNEMPLOYMENT INSURANCE	53015		4,118	4,118	4,118
WORKERS COMPENSATION INSURANCE	54010	144,846	114,256	114,256	114,256
OTHER BENEFITS MISC	55021	7,752	2,415		
TOTAL SALARIES AND EMPLOYEE BENEF		**5,207,921**	**5,821,762**	**6,182,531**	**6,266,331**
SERVICES AND SUPPLIES					
TELECOM SERVICES	61220	41,572	44,346	62,814	56,336
MAINT-OFFICE EQUIPMNT-SERVICES	61725	26,159	31,220	26,200	26,200
FACILITIES MAINT-GENERAL-SERV	61835	6,977			
EMPL CERTIFICATES & LICENSES	62010	500	250	1,250	1,250
MEMBERSHIPS	62020	1,095	2,128	2,040	2,040
MISCELLANEOUS EXPENSE-SERVICES	62111	525	3,083		
CASH SHORTAGES	62112	338	338	250	250
DUPLICATING SERVICES	62214	17,401	13,666	17,150	17,150
BOOKS	62215	1,946	1,283	2,700	2,700
FORMS-FROM OUTSIDE VENDOR	62216	4,094	5,235	4,000	4,000
MISC NONINVENTORIABLE ITEMS	62217	82	774	300	300
PC SOFTWARE PURCHASES	62219	11,995	11,130	15,900	15,900
PHOTO COPY/PRINTER SUPPLIES	62220	167			
POSTAGE	62221	70,464	85,127	96,700	96,700
SUBSCRIPTIONS/PERIODICALS	62222	65		400	400
SUPPLIES	62223	27,005	19,515	29,500	29,500
WARRANTS	62224		7,654	8,700	8,700
INVENTORIABLE ITEMS <5000	62226	18,922	12,923	21,500	22,224
SOFTWARE LICENSE SERVICES	62227	78,010	77,827	101,045	101,045
BANKING SERVICES	62310	59,431	59,413	76,160	76,160
DATA PROCESSING SERVICES	62325	837,950	876,644	1,181,707	1,219,353
PROF & SPECIAL SERV-OTHER	62381	436,202	562,931	527,767	558,801
TAX LIEN RELEASE EXPENSE	62396	7,200	8,632	5,000	5,000
LEGAL NOTICES	62420	10,877	31,699	24,500	24,500
RENTS/LEASES-STRUC IMP & GRNDS	62610	24,602	24,096	16,389	16,389
ADVERTISING & PROMOTION SUPP	62801	3,491	7,969	1,000	1,000
EDUCATION AND/OR TRAINING	62826		443		
SPECIAL MISC EXPENSE-SERVICES	62856	-1,504	16,122	2,650	2,650
S/APP SEWER LINE-MRO 1099	62881		1,300		
AIR FARE	62910		415	2,560	2,560
EDUCATION & TRAINING(REPT)	62914	1,949	545		
LODGING	62922		2,253	8,500	8,500
MEALS	62924		473	2,760	2,760
MILEAGE	62926	79	1,096	2,450	2,450

COUNTY OF SANTA CRUZ

DETAIL OF FINANCING SOURCES AND USES
GOVERNMENTAL FUNDS
FISCAL YEAR 2022-23

BUDGET UNIT: 12/00/00 -- AUDITOR CONTROLR-TREAS-TAX COL
FUNCTION: GENERAL GOVERNMENT
ACTIVITY: FINANCE
FUND: 10-000

Detail by Revenue and Expenditure Object		2020-21 Actuals	2021-22 Actual [x] Estimated [ ]	2022-23 Recommended Budget	2022-23 Adopted by the Board of Supervisors
TRAVEL-OTHER(NON-REPT)	62928		761	735	735
REGISTRATIONS (NON REPT)	62930	4,855	8,443	9,939	9,939
TOTAL SERVICES AND SUPPLIES		**1,692,449**	**1,919,734**	**2,252,566**	**2,315,492**
FIXED ASSETS					
EQUIPMENT	86204	66,677	45,510		23,899
TOTAL FIXED ASSETS		**66,677**	**45,510**	**0**	**23,899**
INTRAFUND TRANSFERS					
INTRA-FD TRF IN-CO OVERHEAD	95190	-1,512,301	-1,909,936	-1,909,936	-1,778,169
INTRA-FUND TRF-MANAGEMNT SERVS	95220		111		
INTRA-FUND TRF IN-OTHER	95225	-370,980	-371,368	-448,510	-448,510
INTRA-FUND TRF OUT-OTHER	95226		-53,898		
PROGRAM ALLOCATION SERV/SUPP	95760	1	-1		
TOTAL INTRAFUND TRANSFERS		**-1,883,280**	**-2,335,092**	**-2,358,446**	**-2,226,679**
TOTAL EXPENDITURES/APPROPRIATIONS		**5,083,767**	**5,451,914**	**6,076,651**	**6,379,043**
NET COST		**1,705,709**	**1,647,051**	**2,428,040**	**2,528,502**

COUNTY OF SANTA CRUZ

DETAIL OF FINANCING SOURCES AND USES
GOVERNMENTAL FUNDS
FISCAL YEAR 2022-23

BUDGET UNIT: 15/00/00 -- BOARD OF SUPERVISORS
FUNCTION: GENERAL GOVERNMENT
ACTIVITY: LEGISLATIVE & ADMINISTRATIVE
FUND: 10-000

Detail by Revenue and Expenditure Object		2020-21 Actuals	2021-22 Actual [x] Estimated [ ]	2022-23 Recommended Budget	2022-23 Adopted by the Board of Supervisors
MISC. REVENUES					
CONTRIBUTIONS AND DONATIONS	42372	960			
TOTAL MISC. REVENUES		**960**	**0**	**0**	**0**
TOTAL REVENUE		**960**	**0**	**0**	**0**
SALARIES AND EMPLOYEE BENEF					
REGULAR PAY-PERMANENT	51000	1,760,774	1,840,469	1,879,775	1,920,675
REGULAR PAY-EXTRA HELP	51010	111,870	107,659	173,076	173,076
OASDI-SOCIAL SECURITY	52010	139,962	145,762	157,043	157,043
PERS	52015	397,320	492,699	543,139	543,139
EMPLOYEE INSURANCE & BENEFITS	53010	293,040	292,483	314,506	314,506
WORKERS COMPENSATION INSURANCE	54010	35,907	51,295	49,357	49,357
OTHER BENEFITS MISC	55021	715			
TOTAL SALARIES AND EMPLOYEE BENEF		**2,739,588**	**2,930,367**	**3,116,896**	**3,157,796**
SERVICES AND SUPPLIES					
TELECOM SERVICES	61220	23,282	23,334	30,146	29,743
MAINT-OFFICE EQUIPMNT-SERVICES	61725	960	1,102	2,358	2,358
MEMBERSHIPS	62020	36	34		
DUPLICATING SERVICES	62214	4,726	-959	1,013	1,013
PAPER	62218			1,000	1,000
PC SOFTWARE PURCHASES	62219	12,658	11,839	20,686	20,686
POSTAGE	62221	192	1,142	1,000	1,000
SUBSCRIPTIONS/PERIODICALS	62222	2,572	2,730	1,409	1,409
SUPPLIES	62223	6,572	5,337	16,374	16,374
INVENTORIABLE ITEMS <5000	62226	2,264		5,000	50,000
DATA PROCESSING SERVICES	62325	54,825	66,096	72,082	74,378
PROF & SPECIAL SERV-OTHER	62381	627	1,140	750	750
ADVERTISING & PROMOTION SUPP	62801		2,097		
EDUCATION & TRAINING(REPT)	62914	476	750		
LODGING	62922		272		
MEALS	62924		330		
MILEAGE	62926		423		
TRAVEL-OTHER(NON-REPT)	62928		21	12,000	12,000
REGISTRATIONS (NON REPT)	62930	346	3,197		
TOTAL SERVICES AND SUPPLIES		**109,536**	**118,885**	**163,818**	**210,711**
INTRAFUND TRANSFERS					
INTRA-FUND TRF-MANAGEMNT SERVS	95220		23		
TOTAL INTRAFUND TRANSFERS		**0**	**23**	**0**	**0**
TOTAL EXPENDITURES/APPROPRIATIONS		**2,849,124**	**3,049,275**	**3,280,714**	**3,368,507**
NET COST		**2,848,164**	**3,049,275**	**3,280,714**	**3,368,507**

COUNTY OF SANTA CRUZ

DETAIL OF FINANCING SOURCES AND USES
GOVERNMENTAL FUNDS
FISCAL YEAR 2022-23

BUDGET UNIT: 18/10/00 -- COUNTY ADMINISTRATIVE OFFICE/COUNTY ADMINISTRATIVE OFFICE
FUNCTION: GENERAL GOVERNMENT
ACTIVITY: LEGISLATIVE & ADMINISTRATIVE
FUND: 10-000

Detail by Revenue and Expenditure Object		2020-21 Actuals	2021-22 Actual [x] Estimated [ ]	2022-23 Recommended Budget	2022-23 Adopted by the Board of Supervisors
REV FROM USE OF MONEY & PROP					
INTEREST	40430	94,728			
TOTAL REV FROM USE OF MONEY & PROP		**94,728**	**0**	**0**	**0**
INTERGOVERNMENTAL REVENUES					
ST-CIVIL DEFENSE ADMIN	40752		-5,000		
ST-OTHER	40894	5,579			
FED-FEMA	41093	-199,594			
FED-CARES ACT CRF FUNDING	41148	-94,728	13,656		
TOTAL INTERGOVERNMENTAL REVENUES		**-288,743**	**8,656**	**0**	**0**
CHARGES FOR SERVICES					
SCCRDA SERVICES	41350	22,830		1,000	1,000
MANAGEMENT SERVICES	42042	6,341	394	3,500	3,500
OTHER CHARGES CURRENT SERVICES	42047	323		23,500	23,500
COUNTY OVERHEAD CHARGES	42105	475,891	588,428	588,428	484,788
TOTAL CHARGES FOR SERVICES		**505,385**	**588,822**	**616,428**	**512,788**
MISC. REVENUES					
NSF CHECKS	42380	-3,658			
NSF CHECKS-RETURNED CHECK FEES	42381		40		
OTHER REVENUE	42384	25,563	435,786	33,000	33,000
TOTAL MISC. REVENUES		**21,905**	**435,826**	**33,000**	**33,000**
TOTAL REVENUE		**333,275**	**1,033,304**	**649,428**	**545,788**
SALARIES AND EMPLOYEE BENEF					
REGULAR PAY-PERMANENT	51000	2,238,029	2,561,021	2,754,786	2,815,286
OVERTIME PAY-PERMANENT	51005	551	8,919	4,531	4,531
REGULAR PAY-EXTRA HELP	51010	34,498	127,755	51,000	51,000
DIFFERENTIAL PAY	51040	10,705	10,488	11,616	11,616
OASDI-SOCIAL SECURITY	52010	135,075	160,661	171,656	171,656
PERS	52015	498,133	662,674	689,786	689,786
EMPLOYEE INSURANCE & BENEFITS	53010	311,324	326,981	354,325	354,325
WORKERS COMPENSATION INSURANCE	54010	44,842	34,673	32,456	32,456
OTHER BENEFITS MISC	55021	47,654	31,277	12,000	12,000
TOTAL SALARIES AND EMPLOYEE BENEF		**3,320,811**	**3,924,449**	**4,082,156**	**4,142,656**
SERVICES AND SUPPLIES					
TELECOM SERVICES	61220	23,269	20,262	35,561	35,086
MAINT-OFFICE EQUIPMNT-SERVICES	61725	1,350	3,234	4,500	4,500
MEMBERSHIPS	62020	46,281	61,150	46,522	46,522
MISCELLANEOUS EXPENSE-SERVICES	62111	612	851	8,800	8,800
DUPLICATING SERVICES	62214	6,156	-2,280	12,000	12,000
PC SOFTWARE PURCHASES	62219	19,260	25,814	40,000	40,000
POSTAGE	62221	149	195	250	250
SUBSCRIPTIONS/PERIODICALS	62222			250	250
SUPPLIES	62223	9,207	6,411	10,700	10,700
INVENTORIABLE ITEMS <5000	62226	9,677		8,235	8,235
DATA PROCESSING SERVICES	62325	316,857	342,645	173,853	234,494

COUNTY OF SANTA CRUZ

DETAIL OF FINANCING SOURCES AND USES
GOVERNMENTAL FUNDS
FISCAL YEAR 2022-23

BUDGET UNIT: 18/10/00 -- COUNTY ADMINISTRATIVE OFFICE/COUNTY ADMINISTRATIVE OFFICE
FUNCTION: GENERAL GOVERNMENT
ACTIVITY: LEGISLATIVE & ADMINISTRATIVE
FUND: 10-000

Detail by Revenue and Expenditure Object		2020-21 Actuals	2021-22 Actual [x] Estimated [ ]	2022-23 Recommended Budget	2022-23 Adopted by the Board of Supervisors
PROF & SPECIAL SERV-OTHER	62381	284,100	873,560	1,600,000	1,825,597
PUB DEF CONFLICTS CONTRACT	62384		-1,750		
LEGAL NOTICES	62420			500	500
RENTS/LEASES-STRUC IMP & GRNDS	62610	1,488	1,488	3,183	3,183
ADVERTISING & PROMOTION SUPP	62801	4,688	9,742	4,500	4,500
SUBSCRIPTIONS BOOKS & ED MATER	62890	412	2,238	2,250	2,250
AIR FARE	62910		720	1,000	1,000
EDUCATION & TRAINING(REPT)	62914	2,887	5,470	8,000	8,000
LODGING	62922	139	1,668	2,500	2,500
MEALS	62924	347	1,586	3,500	3,500
MILEAGE	62926		324	2,000	2,000
TRAVEL-OTHER(NON-REPT)	62928		189	500	500
REGISTRATIONS (NON REPT)	62930	197	970	10,000	10,000
SERV CTR POOL VEH CHARGES	62938		114	2,500	2,500
TOTAL SERVICES AND SUPPLIES		**727,076**	**1,354,601**	**1,981,104**	**2,266,867**
OTHER CHARGES					
PRINCIPAL ON LEASE PURCHASES	74230	4,224	2,612	4,404	4,404
INTEREST ON LEASE PURCHASES	74420	201	1,302	822	822
TOTAL OTHER CHARGES		**4,425**	**3,914**	**5,226**	**5,226**
INTRAFUND TRANSFERS					
INTRA-FUND TRANSFERS-OUT	95002		34,536		
INTRA-FD TRF IN-CO OVERHEAD	95190	-1,575,717	-1,706,825	-1,706,825	-1,329,478
INTRA-FUND TRF-MANAGEMNT SERVS	95220		23		
INTRA-FUND TRF IN-OTHER	95225	16,462		333,962	333,962
TOTAL INTRAFUND TRANSFERS		**-1,559,255**	**-1,672,266**	**-1,372,863**	**-995,516**
TOTAL EXPENDITURES/APPROPRIATIONS		**2,493,057**	**3,610,698**	**4,695,623**	**5,419,233**
NET COST		**2,159,782**	**2,577,394**	**4,046,195**	**4,873,445**

COUNTY OF SANTA CRUZ

DETAIL OF FINANCING SOURCES AND USES
GOVERNMENTAL FUNDS
FISCAL YEAR 2022-23

BUDGET UNIT: 18/20/00 -- COUNTY ADMINISTRATIVE OFFICE/CLERK OF THE BOARD
FUNCTION: GENERAL GOVERNMENT
ACTIVITY: LEGISLATIVE & ADMINISTRATIVE
FUND: 10-000

Detail by Revenue and Expenditure Object		2020-21 Actuals	2021-22 Actual [x] Estimated [ ]	2022-23 Recommended Budget	2022-23 Adopted by the Board of Supervisors
LICENSES, PERMITS AND FRANCHIS					
ENVIRONMENTAL FILING LICENSE	40312	16,201	20,650	25,000	25,000
TOTAL LICENSES, PERMITS AND FRANCHIS		**16,201**	**20,650**	**25,000**	**25,000**
CHARGES FOR SERVICES					
PROPERTY TAX ADMIN FEE	41206	9,677	1,620	10,315	1,620
SCCRDA SERVICES	41350			1,000	1,000
COPY CHARGES	42020	46	88	100	100
OTHER CHARGES CURRENT SERVICES	42047	6,092	7,540	6,000	6,000
TOTAL CHARGES FOR SERVICES		**15,815**	**9,248**	**17,415**	**8,720**
MISC. REVENUES					
NSF CHECKS	42380	-45			
OTHER REVENUE	42384	3,270		20,000	20,000
TOTAL MISC. REVENUES		**3,225**	**0**	**20,000**	**20,000**
OTHER GOVERNMENTAL UNIT REVENU					
ST ENVIRONMENTAL IMPACT REPORT	42716			4,000	4,000
NEGATIVE DECLARATION	42728			2,500	2,500
TOTAL OTHER GOVERNMENTAL UNIT REVENU		**0**	**0**	**6,500**	**6,500**
TOTAL REVENUE		**35,241**	**29,898**	**68,915**	**60,220**
SALARIES AND EMPLOYEE BENEF					
REGULAR PAY-PERMANENT	51000	395,398	309,415	414,848	423,948
OVERTIME PAY-PERMANENT	51005	174	240	1,990	1,990
REGULAR PAY-EXTRA HELP	51010	109,265	6,265		
DIFFERENTIAL PAY	51040	2,106	2,407	2,808	2,808
OASDI-SOCIAL SECURITY	52010	38,138	24,472	32,088	32,088
PERS	52015	72,622	80,810	120,850	120,850
EMPLOYEE INSURANCE & BENEFITS	53010	70,123	65,352	78,867	78,867
UNEMPLOYMENT INSURANCE	53015	6,840	5,349	115	115
TOTAL SALARIES AND EMPLOYEE BENEF		**694,666**	**494,310**	**651,566**	**660,666**
SERVICES AND SUPPLIES					
TELECOM SERVICES	61220	3,813	4,005	6,500	6,413
MAINT-OFFICE EQUIPMNT-SERVICES	61725	2,011	1,661	3,000	3,000
MEMBERSHIPS	62020	325	34	500	500
DUPLICATING SERVICES	62214	253	195	400	400
PC SOFTWARE PURCHASES	62219	48,265	51,931	105,000	105,000
POSTAGE	62221	1,041	1,020	1,000	1,000
SUPPLIES	62223	2,838	1,025	1,800	1,800
INVENTORIABLE ITEMS <5000	62226	2,645	3,236	15,000	15,000
DATA PROCESSING SERVICES	62325	142,322	176,744	83,433	86,091
DIRECTORS' FEES	62327	1,725	2,474	4,800	4,800
PROF & SPECIAL SERV-OTHER	62381	9,803	6,399	50,000	50,000
LEGAL NOTICES	62420	10,086	6,661	5,000	5,000
RENTS/LEASES-STRUC IMP & GRNDS	62610	16,735	16,680	8,000	8,000
ADVERTISING & PROMOTION SUPP	62801	1,745	1,603	500	500
EDUCATION AND/OR TRAINING	62826		149		

COUNTY OF SANTA CRUZ

DETAIL OF FINANCING SOURCES AND USES
GOVERNMENTAL FUNDS
FISCAL YEAR 2022-23

BUDGET UNIT: 18/20/00 -- COUNTY ADMINISTRATIVE OFFICE/CLERK OF THE BOARD
FUNCTION: GENERAL GOVERNMENT
ACTIVITY: LEGISLATIVE & ADMINISTRATIVE
FUND: 10-000

Detail by Revenue and Expenditure Object		2020-21 Actuals	2021-22 Actual [x] Estimated [ ]	2022-23 Recommended Budget	2022-23 Adopted by the Board of Supervisors
EDUCATION & TRAINING(REPT)	62914	662		2,500	2,500
LODGING	62922			1,500	1,500
MEALS	62924		98	500	500
MILEAGE	62926		218	150	150
TRAVEL-OTHER(NON-REPT)	62928		35	150	150
REGISTRATIONS (NON REPT)	62930		1,885	500	500
SERV CTR POOL VEH CHARGES	62938			300	300
TOTAL SERVICES AND SUPPLIES		**244,269**	**276,053**	**290,533**	**293,104**
OTHER CHARGES					
PRINCIPAL ON LEASE PURCHASES	74230	3,491	1,225	4,600	4,600
INTEREST ON LEASE PURCHASES	74420	533	34	460	460
TOTAL OTHER CHARGES		**4,024**	**1,259**	**5,060**	**5,060**
INTRAFUND TRANSFERS					
INTRA-FUND TRF IN-OTHER	95225	-800			
INTRA-FUND TRF OUT-OTHER	95226		813		
TOTAL INTRAFUND TRANSFERS		**-800**	**813**	**0**	**0**
TOTAL EXPENDITURES/APPROPRIATIONS		**942,159**	**772,435**	**947,159**	**958,830**
NET COST		**906,918**	**742,537**	**878,244**	**898,610**

COUNTY OF SANTA CRUZ

DETAIL OF FINANCING SOURCES AND USES
GOVERNMENTAL FUNDS
FISCAL YEAR 2022-23

BUDGET UNIT: 18/30/00 -- COUNTY ADMINISTRATIVE OFFICE/ECONOMIC DEVELOPMENT-ADVERTISI
FUNCTION: GENERAL GOVERNMENT
ACTIVITY: LEGISLATIVE & ADMINISTRATIVE
FUND: 10-000

Detail by Revenue and Expenditure Object		2020-21 Actuals	2021-22 Actual [x] Estimated [ ]	2022-23 Recommended Budget	2022-23 Adopted by the Board of Supervisors
CHARGES FOR SERVICES					
SCCRDA SERVICES	41350	11,515			
TOTAL CHARGES FOR SERVICES		**11,515**	**0**	**0**	**0**
TOTAL REVENUE		**11,515**	**0**	**0**	**0**
SALARIES AND EMPLOYEE BENEF					
REGULAR PAY-PERMANENT	51000	262,040	5,322		
OASDI-SOCIAL SECURITY	52010	17,589	380		
PERS	52015	47,954	1,497		
EMPLOYEE INSURANCE & BENEFITS	53010	48,884	1,447		
OTHER BENEFITS MISC	55021	16,393			
TOTAL SALARIES AND EMPLOYEE BENEF		**392,860**	**8,646**	**0**	**0**
SERVICES AND SUPPLIES					
TELECOM SERVICES	61220	408	742		
SUPPLIES	62223	203			
DATA PROCESSING SERVICES	62325	9,571	5,467		
PROF & SPECIAL SERV-OTHER	62381	29,718			
TOTAL SERVICES AND SUPPLIES		**39,900**	**6,209**	**0**	**0**
TOTAL EXPENDITURES/APPROPRIATIONS		**432,760**	**14,855**	**0**	**0**
NET COST		**421,245**	**14,855**	**0**	**0**

COUNTY OF SANTA CRUZ

DETAIL OF FINANCING SOURCES AND USES
GOVERNMENTAL FUNDS
FISCAL YEAR 2022-23

BUDGET UNIT: 18/40/00 -- COUNTY ADMINISTRATIVE OFFICE/CANNABIS LICENSING
FUNCTION: GENERAL GOVERNMENT
ACTIVITY: LEGISLATIVE & ADMINISTRATIVE
FUND: 10-000

Detail by Revenue and Expenditure Object		2020-21 Actuals	2021-22 Actual [x] Estimated [ ]	2022-23 Recommended Budget	2022-23 Adopted by the Board of Supervisors
LICENSES, PERMITS AND FRANCHIS					
CANNABIS LICENSING	40307	239,909	382,314	300,000	300,000
TOTAL LICENSES, PERMITS AND FRANCHIS		**239,909**	**382,314**	**300,000**	**300,000**
FINES, FORFEITURES & ASSMNTS					
CIVIL PENALTIES	40426	313,561	585,814	600,000	600,000
TOTAL FINES, FORFEITURES & ASSMNTS		**313,561**	**585,814**	**600,000**	**600,000**
REV FROM USE OF MONEY & PROP					
INTEREST	40430	3,524	16		
TOTAL REV FROM USE OF MONEY & PROP		**3,524**	**16**	**0**	**0**
INTERGOVERNMENTAL REVENUES					
ST-CANNABIS PROGRAM	40861	510,519			
TOTAL INTERGOVERNMENTAL REVENUES		**510,519**	**0**	**0**	**0**
CHARGES FOR SERVICES					
OTHER CHARGES CURRENT SERVICES	42047	51,052			
TOTAL CHARGES FOR SERVICES		**51,052**	**0**	**0**	**0**
MISC. REVENUES					
OTHER REVENUE	42384	11	275		
TOTAL MISC. REVENUES		**11**	**275**	**0**	**0**
TOTAL REVENUE		**1,118,576**	**968,419**	**900,000**	**900,000**
SALARIES AND EMPLOYEE BENEF					
REGULAR PAY-PERMANENT	51000	409,750	473,604	407,662	416,462
OVERTIME PAY-PERMANENT	51005	4,729		3,071	3,071
DIFFERENTIAL PAY	51040	2,605	2,822	2,808	2,808
OASDI-SOCIAL SECURITY	52010	30,288	34,715	31,415	31,415
PERS	52015	101,118	127,649	115,178	115,178
EMPLOYEE INSURANCE & BENEFITS	53010	98,995	95,894	74,295	74,295
OTHER BENEFITS MISC	55021		520		
TOTAL SALARIES AND EMPLOYEE BENEF		**647,485**	**735,204**	**634,429**	**643,229**
SERVICES AND SUPPLIES					
TELECOM SERVICES	61220	3,637	4,386	7,675	7,573
MEMBERSHIPS	62020	95	190	250	250
MISCELLANEOUS EXPENSE-SERVICES	62111	200	2,458	5,000	5,000
DUPLICATING SERVICES	62214	34	454	200	200
PC SOFTWARE PURCHASES	62219	51,682	51,514	55,000	55,000
POSTAGE	62221	959	1,400	1,000	1,000
SUPPLIES	62223	381	1,015	750	750
INVENTORIABLE ITEMS <5000	62226		2,545	4,000	4,000
DATA PROCESSING SERVICES	62325	20,295	20,803	31,493	32,496
PROF & SPECIAL SERV-OTHER	62381	11,367	24,447	60,000	60,000
SHERIFF SERVICES	62393	368,861	368,861	705,960	705,960
EDUCATION & TRAINING(REPT)	62914	-376		800	800
MILEAGE	62926	60		100	100
REGISTRATIONS (NON REPT)	62930			1,000	1,000
SERVICE CENTER CHARGES	62935	8,460	10,348	7,048	7,048

COUNTY OF SANTA CRUZ

DETAIL OF FINANCING SOURCES AND USES
GOVERNMENTAL FUNDS
FISCAL YEAR 2022-23

BUDGET UNIT: 18/40/00 -- COUNTY ADMINISTRATIVE OFFICE/CANNABIS LICENSING
FUNCTION: GENERAL GOVERNMENT
ACTIVITY: LEGISLATIVE & ADMINISTRATIVE
FUND: 10-000

Detail by Revenue and Expenditure Object		2020-21 Actuals	2021-22 Actual [x] Estimated [ ]	2022-23 Recommended Budget	2022-23 Adopted by the Board of Supervisors
SERVICE CENTER REPLCMT INCRMNT	62936	2,352	2,352	2,352	2,352
SERVICE CENTER DEPREC CHG	62937	14,224		14,224	14,224
SERV CTR POOL VEH CHARGES	62938	315	-77	500	500
TOTAL SERVICES AND SUPPLIES		**482,546**	**490,696**	**897,352**	**898,253**
OTHER CHARGES					
CANNABIS PROGRAM PAYMENTS	74005	510,519			
TOTAL OTHER CHARGES		**510,519**	**0**	**0**	**0**
FIXED ASSETS					
EQUIPMENT	86204			15,000	15,000
TOTAL FIXED ASSETS		**0**	**0**	**15,000**	**15,000**
INTRAFUND TRANSFERS					
INTRA-FUND TRF IN-OTHER	95225	157	-10,995		
INTRA-FUND TRF OUT-OTHER	95226		157		
TOTAL INTRAFUND TRANSFERS		**157**	**-10,838**	**0**	**0**
TOTAL EXPENDITURES/APPROPRIATIONS		**1,640,707**	**1,215,062**	**1,546,781**	**1,556,482**
NET COST		**522,131**	**246,643**	**646,781**	**656,482**

COUNTY OF SANTA CRUZ

DETAIL OF FINANCING SOURCES AND USES
GOVERNMENTAL FUNDS
FISCAL YEAR 2022-23

BUDGET UNIT: 18/50/00 -- COUNTY ADMINISTRATIVE OFFICE/HOMELESS COORDINATOR
FUNCTION: GENERAL GOVERNMENT
ACTIVITY: LEGISLATIVE & ADMINISTRATIVE
FUND: 10-000

Detail by Revenue and Expenditure Object		2020-21 Actuals	2021-22 Actual [x] Estimated [ ]	2022-23 Recommended Budget	2022-23 Adopted by the Board of Supervisors
INTERGOVERNMENTAL REVENUES					
FED-HUD	41106	90,225			
TOTAL INTERGOVERNMENTAL REVENUES		**90,225**	**0**	**0**	**0**
CHARGES FOR SERVICES					
COST RECOVERY-OTHER	42022	125,952			
TOTAL CHARGES FOR SERVICES		**125,952**	**0**	**0**	**0**
MISC. REVENUES					
CONTRIBUTIONS FROM OTHER FUNDS	42367	4,129,807			
CONTRIBUTIONS AND DONATIONS	42372	151,606			
TOTAL MISC. REVENUES		**4,281,413**	**0**	**0**	**0**
TOTAL REVENUE		**4,497,590**	**0**	**0**	**0**
SERVICES AND SUPPLIES					
TELECOM SERVICES	61220	506			
PC SOFTWARE PURCHASES	62219	68			
SUPPLIES	62223	358			
DATA PROCESSING SERVICES	62325	10,283			
PROF & SPECIAL SERV-OTHER	62381	5,269,823			
TOTAL SERVICES AND SUPPLIES		**5,281,038**	**0**	**0**	**0**
TOTAL EXPENDITURES/APPROPRIATIONS		**5,281,038**	**0**	**0**	**0**
NET COST		**783,448**	**0**	**0**	**0**

COUNTY OF SANTA CRUZ

DETAIL OF FINANCING SOURCES AND USES
GOVERNMENTAL FUNDS
FISCAL YEAR 2022-23

BUDGET UNIT: 18/60/00 -- COUNTY ADMINISTRATIVE OFFICE/RESPONSE RECOVERY & RESILIENCY
FUNCTION: GENERAL GOVERNMENT
ACTIVITY: LEGISLATIVE & ADMINISTRATIVE
FUND: 10-000

Detail by Revenue and Expenditure Object		2020-21 Actuals	2021-22 Actual [x] Estimated [ ]	2022-23 Recommended Budget	2022-23 Adopted by the Board of Supervisors
INTERGOVERNMENTAL REVENUES					
ST-CIVIL DEFENSE ADMIN	40752			151,562	247,541
ST-EMERGENCY SERVICES	40756		58,373	175,000	175,000
ST-NATURAL DISASTER ASSISTANCE	40810		3,030,000	77,071	77,071
TOTAL INTERGOVERNMENTAL REVENUES		**0**	**3,088,373**	**403,633**	**499,612**
CHARGES FOR SERVICES					
HOMELAND SECURITY REVENUE	42033				446,132
OTHER CHARGES CURRENT SERVICES	42047			46,575	46,575
TOTAL CHARGES FOR SERVICES		**0**	**0**	**46,575**	**492,707**
TOTAL REVENUE		**0**	**3,088,373**	**450,208**	**992,319**
SALARIES AND EMPLOYEE BENEF					
REGULAR PAY-PERMANENT	51000	49,821	434,010	635,011	648,911
OVERTIME PAY-PERMANENT	51005		134		
REGULAR PAY-EXTRA HELP	51010				50,000
DIFFERENTIAL PAY	51040		2,772		
OASDI-SOCIAL SECURITY	52010	3,689	32,665	47,976	47,976
PERS	52015	12,896	113,624	181,357	181,357
EMPLOYEE INSURANCE & BENEFITS	53010	11,743	52,653	66,867	66,867
TOTAL SALARIES AND EMPLOYEE BENEF		**78,149**	**635,858**	**931,211**	**995,111**
SERVICES AND SUPPLIES					
TELECOM SERVICES	61220	496	2,295	2,448	2,415
TELEPHONE-NON TELECOM 1099	61221		5,317		
MAINT-OFFICE EQUIPMNT-SERVICES	61725		236		
PC SOFTWARE PURCHASES	62219		589	856	856
SUPPLIES	62223		3,411	2,500	2,500
INVENTORIABLE ITEMS <5000	62226		365		
SOFTWARE LICENSE SERVICES	62227			650	650
DATA PROCESSING SERVICES	62325		2,397	9,408	9,708
PROF & SPECIAL SERV-OTHER	62381	39,738	25,339	580,375	1,598,861
ADVERTISING & PROMOTION SUPP	62801	7,433	839		
SPECIAL MISC EXPENSE-SERVICES	62856		192,493	62,042	3,092,042
AIR FARE	62910		613		
EDUCATION & TRAINING(REPT)	62914		1,139		
LODGING	62922	605			
MEALS	62924	68			
MILEAGE	62926	-73			
SERVICE CENTER CHARGES	62935		2,553		
SERV CTR POOL VEH CHARGES	62938		537		
TOTAL SERVICES AND SUPPLIES		**48,267**	**238,123**	**658,279**	**4,707,032**
TOTAL EXPENDITURES/APPROPRIATIONS		**126,416**	**873,981**	**1,589,490**	**5,702,143**
NET COST		**126,416**	**-2,214,392**	**1,139,282**	**4,709,824**

COUNTY OF SANTA CRUZ

DETAIL OF FINANCING SOURCES AND USES
GOVERNMENTAL FUNDS
FISCAL YEAR 2022-23

BUDGET UNIT: 21/40/00 -- COUNTY CLERK/ELECTIONS
FUNCTION: GENERAL GOVERNMENT
ACTIVITY: ELECTIONS
FUND: 10-000

Detail by Revenue and Expenditure Object		2020-21 Actuals	2021-22 Actual [x] Estimated [ ]	2022-23 Recommended Budget	2022-23 Adopted by the Board of Supervisors
INTERGOVERNMENTAL REVENUES					
ST-OTHER	40894	1,198,465	72,025		1,313,971
FED-FEMA	41093	-16,097			
FED-OTHER	41096	-100,585			
TOTAL INTERGOVERNMENTAL REVENUES		**1,081,783**	**72,025**	**0**	**1,313,971**
CHARGES FOR SERVICES					
CANDIDATE FILING FEE	41240	78,832	81,895	50,000	50,000
DISTRICT ELECTION CHARGES	41242	922,618	467,835	500,000	500,000
POSTAGE REIMBURSEMENT	41244	8,579		10,000	10,000
OTHER CHARGES CURRENT SERVICES	42047	8,459	10,625	9,000	9,000
TOTAL CHARGES FOR SERVICES		**1,018,488**	**560,355**	**569,000**	**569,000**
MISC. REVENUES					
NSF CHECKS	42380	-1,151	45		
OTHER REVENUE	42384	187,645			
TOTAL MISC. REVENUES		**186,494**	**45**	**0**	**0**
TOTAL REVENUE		**2,286,765**	**632,425**	**569,000**	**1,882,971**
SALARIES AND EMPLOYEE BENEF					
REGULAR PAY-PERMANENT	51000	956,361	653,112	938,007	958,607
OVERTIME PAY-PERMANENT	51005	90,399	140,621	78,919	78,919
REGULAR PAY-EXTRA HELP	51010	362,156	473,239	379,701	379,701
DIFFERENTIAL PAY	51040	50,080	52,460	59,043	59,043
OASDI-SOCIAL SECURITY	52010	107,102	95,963	69,027	69,027
PERS	52015	201,130	176,128	274,478	274,478
EMPLOYEE INSURANCE & BENEFITS	53010	169,801	117,292	156,694	156,694
UNEMPLOYMENT INSURANCE	53015	57,544	52,621	51,204	51,204
WORKERS COMPENSATION INSURANCE	54010	16,076	14,210	13,470	13,470
TOTAL SALARIES AND EMPLOYEE BENEF		**2,010,649**	**1,775,646**	**2,020,543**	**2,041,143**
SERVICES AND SUPPLIES					
TELECOM SERVICES	61220	87,907	82,858	92,400	91,166
MAINT-OFFICE EQUIPMNT-SERVICES	61725	2,673	2,798	2,600	2,600
MEMBERSHIPS	62020	950	34	850	850
DUPLICATING SERVICES	62214	7,669	9,913	8,000	8,000
PC SOFTWARE PURCHASES	62219	1,136	242	2,020	2,020
POSTAGE	62221	212,969	232,405	294,695	294,695
SUPPLIES	62223	559,249	1,220,467	560,000	560,000
INVENTORIABLE ITEMS <5000	62226	95,393	12,658	10,300	16,549
SOFTWARE LICENSE SERVICES	62227	74,295	66,821	89,692	89,692
DATA PROCESSING SERVICES	62325	121,318	208,788	137,616	153,685
PROF & SPECIAL SERV-OTHER	62381	239,505	289,640	285,000	285,000
LEGAL NOTICES	62420	280		500	500
EQUIPMENT LEASE & RENT	62500	150,519	107,024	158,130	158,130
RENTS/LEASES-STRUC IMP & GRNDS	62610	161,537	81,220	216,000	388,066
DEVELOPMENT REVIEW GROUP	62820		30		
ELECTION EXPENSE-OTHER	62827	317	748		

COUNTY OF SANTA CRUZ

DETAIL OF FINANCING SOURCES AND USES
GOVERNMENTAL FUNDS
FISCAL YEAR 2022-23

BUDGET UNIT: 21/40/00 -- COUNTY CLERK/ELECTIONS
FUNCTION: GENERAL GOVERNMENT
ACTIVITY: ELECTIONS
FUND: 10-000

Detail by Revenue and Expenditure Object		2020-21 Actuals	2021-22 Actual [x] Estimated [ ]	2022-23 Recommended Budget	2022-23 Adopted by the Board of Supervisors
ELECTION OFFICERS	62828	150,765	183,970	105,000	105,000
EDUCATION & TRAINING(REPT)	62914	1,199	1,320	1,000	1,000
LODGING	62922	168	1,460	3,200	3,200
MEALS	62924	105	70	500	500
MILEAGE	62926	2,683	4,128	3,600	3,600
TRAVEL-OTHER(NON-REPT)	62928		125		
SERVICE CENTER CHARGES	62935	494	1,026		
SERVICE CENTER DEPREC CHG	62937			5,996	11,992
SERV CTR POOL VEH CHARGES	62938	5,444	11,518	3,000	3,000
UTILITIES	63070		21,183		
TOTAL SERVICES AND SUPPLIES		**1,876,575**	**2,540,446**	**1,980,099**	**2,179,245**
OTHER CHARGES					
PRINCIPAL ON ROU LEASES	74231		126,361		
INTEREST ON ROU LEASES	74421		17,669		
TOTAL OTHER CHARGES		**0**	**144,030**	**0**	**0**
OTHER FINANCING USES					
OPERATING TRANSFERS OUT	90000	71,956			
TOTAL OTHER FINANCING USES		**71,956**	**0**	**0**	**0**
INTRAFUND TRANSFERS					
INTRA-FUND TRF-MANAGEMNT SERVS	95220		90		
TOTAL INTRAFUND TRANSFERS		**0**	**90**	**0**	**0**
TOTAL EXPENDITURES/APPROPRIATIONS		**3,959,180**	**4,460,212**	**4,000,642**	**4,220,388**
NET COST		**1,672,415**	**3,827,787**	**3,431,642**	**2,337,417**

COUNTY OF SANTA CRUZ

DETAIL OF FINANCING SOURCES AND USES
GOVERNMENTAL FUNDS
FISCAL YEAR 2022-23

BUDGET UNIT: 21/40/10 -- COUNTY CLERK/ELECTIONS/CLERK SPECIAL SERVICES
FUNCTION: GENERAL GOVERNMENT
ACTIVITY: JUDICIAL
FUND: 10-000

Detail by Revenue and Expenditure Object		2020-21 Actuals	2021-22 Actual [x] Estimated [ ]	2022-23 Recommended Budget	2022-23 Adopted by the Board of Supervisors
LICENSES, PERMITS AND FRANCHIS					
OTHER LICENSES & PERMITS	40330	191	183	175	175
TOTAL LICENSES, PERMITS AND FRANCHIS		**191**	**183**	**175**	**175**
FINES, FORFEITURES & ASSMNTS					
FISH & GAME FINES - F&G 13003	40384		7		
TOTAL FINES, FORFEITURES & ASSMNTS		**0**	**7**	**0**	**0**
CHARGES FOR SERVICES					
POSTAGE REIMBURSEMENT	41244	4,769	14,573	6,000	6,000
VITALS RECORD COPIES	41558		9		
PASSPORT FEES	41561	75,950	136,745	100,000	100,000
FICTITIOUS BUS NAME STMTS	41562	102,195	88,971	90,000	90,000
FICTITIOUS B/N COPIES	41563	797	684	750	750
MARRIAGE LIC PUBLIC	41564	131,196	109,214	120,000	120,000
MARRIAGE LIC CONFIDENTIAL	41565	10,887	10,431	10,500	10,500
NOTARY BOND FEES	41566	5,709	7,392	6,000	6,000
OTHER CERTIFIED COPIES-CLERK	41567	3,413	3,498	3,200	3,200
MARRIAGE CEREMONY FEE	41568	70,000	77,800	70,000	70,000
CLERK FEES	42019	20,564	22,132	25,000	25,000
DPTY MARRIAGE COMM DAY FC401AB	42071	14,880	12,960	13,000	13,000
TOTAL CHARGES FOR SERVICES		**440,360**	**484,409**	**444,450**	**444,450**
MISC. REVENUES					
CASH OVERAGES	42362	26	193		
NSF CHECKS	42380	55	-247		
NSF CHECKS-RETURNED CHECK FEES	42381	160	160		
OTHER REVENUE	42384	198	175		
TOTAL MISC. REVENUES		**439**	**281**	**0**	**0**
TOTAL REVENUE		**440,990**	**484,880**	**444,625**	**444,625**
SALARIES AND EMPLOYEE BENEF					
REGULAR PAY-PERMANENT	51000	219,312	277,908	255,050	260,650
OVERTIME PAY-PERMANENT	51005	73	1,997		
DIFFERENTIAL PAY	51040	8,299	10,344	11,232	11,232
OASDI-SOCIAL SECURITY	52010	17,197	21,938	19,511	19,511
PERS	52015	56,340	77,446	75,240	75,240
EMPLOYEE INSURANCE & BENEFITS	53010	62,183	63,328	67,459	67,459
TOTAL SALARIES AND EMPLOYEE BENEF		**363,404**	**452,961**	**428,492**	**434,092**
SERVICES AND SUPPLIES					
TELECOM SERVICES	61220	2,461	2,297	3,060	3,019
MAINT-OFFICE EQUIPMNT-SERVICES	61725	177	500	177	177
MEMBERSHIPS	62020	400		400	400
CASH SHORTAGES	62112		152		
PC SOFTWARE PURCHASES	62219			500	500
POSTAGE	62221	38,815	19,885	25,000	25,000
SUPPLIES	62223	1,741		2,500	2,500
INVENTORIABLE ITEMS <5000	62226			1,500	1,500

COUNTY OF SANTA CRUZ

DETAIL OF FINANCING SOURCES AND USES
GOVERNMENTAL FUNDS
FISCAL YEAR 2022-23

BUDGET UNIT: 21/40/10 -- COUNTY CLERK/ELECTIONS/CLERK SPECIAL SERVICES
FUNCTION: GENERAL GOVERNMENT
ACTIVITY: JUDICIAL
FUND: 10-000

Detail by Revenue and Expenditure Object		2020-21 Actuals	2021-22 Actual [x] Estimated [ ]	2022-23 Recommended Budget	2022-23 Adopted by the Board of Supervisors
SOFTWARE LICENSE SERVICES	62227			780	780
DATA PROCESSING SERVICES	62325	-4,189			
PROF & SPECIAL SERV-OTHER	62381	10,102	10,048	11,000	11,000
EQUIPMENT LEASE & RENT	62500	667	348	700	700
EDUCATION & TRAINING(REPT)	62914		350	350	350
LODGING	62922			650	650
MEALS	62924			150	150
MILEAGE	62926			350	350
TRAVEL-OTHER(NON-REPT)	62928			100	100
TOTAL SERVICES AND SUPPLIES		**50,174**	**33,580**	**47,217**	**47,176**
TOTAL EXPENDITURES/APPROPRIATIONS		**413,578**	**486,541**	**475,709**	**481,268**
NET COST		**-27,412**	**1,661**	**31,084**	**36,643**

COUNTY OF SANTA CRUZ

DETAIL OF FINANCING SOURCES AND USES
GOVERNMENTAL FUNDS
FISCAL YEAR 2022-23

BUDGET UNIT: 23/00/00 -- COUNTY RECORDER
FUNCTION: PUBLIC PROTECTION
ACTIVITY: OTHER PROTECTION
FUND: 10-000

Detail by Revenue and Expenditure Object		2020-21 Actuals	2021-22 Actual [x] Estimated [ ]	2022-23 Recommended Budget	2022-23 Adopted by the Board of Supervisors
REV FROM USE OF MONEY & PROP					
INTEREST	40430	9,019	7,150		
TOTAL REV FROM USE OF MONEY & PROP		**9,019**	**7,150**	**0**	**0**
CHARGES FOR SERVICES					
VITALS STATISTICS	41557	28,828	43,418		
VITALS RECORD COPIES	41558	127,876	130,000	165,000	165,000
RECORDERS INDEX-MF/CDS	41559	18,576	21,905	20,000	20,000
RECORDING FEES	41560	1,683,459	1,101,123	1,350,000	1,350,000
BAD CHECK DIVERSION FEES	42015	34			
MICROGRAPHICS FEES	42018	84,141	53,485	82,457	82,457
RECORDERS IMPROVEMENT FEE	42052	413,885	262,931	310,267	375,267
REAL ESTATE FRAUD FEE	42054	40,589			
ELECTRONIC RECDG DEL GC27397.D	42059	77,896	50,104	42,000	42,000
TOTAL CHARGES FOR SERVICES		**2,475,284**	**1,662,966**	**1,969,724**	**2,034,724**
MISC. REVENUES					
NSF CHECKS	42380	-8	-117		
NSF CHECKS-RETURNED CHECK FEES	42381	120	240		
OTHER REVENUE	42384	2,023	2,188	2,000	2,000
TOTAL MISC. REVENUES		**2,135**	**2,311**	**2,000**	**2,000**
TOTAL REVENUE		**2,486,438**	**1,672,427**	**1,971,724**	**2,036,724**
SALARIES AND EMPLOYEE BENEF					
REGULAR PAY-PERMANENT	51000	438,246	471,866	500,822	511,822
OVERTIME PAY-PERMANENT	51005		839		
REGULAR PAY-EXTRA HELP	51010		19,082	23,624	23,624
DIFFERENTIAL PAY	51040	18,951	20,291	17,339	17,339
OASDI-SOCIAL SECURITY	52010	33,623	37,439	41,447	41,447
PERS	52015	112,650	130,666	147,743	147,743
EMPLOYEE INSURANCE & BENEFITS	53010	160,717	131,492	119,904	119,904
WORKERS COMPENSATION INSURANCE	54010	6,276	625		
TOTAL SALARIES AND EMPLOYEE BENEF		**770,463**	**812,300**	**850,879**	**861,879**
SERVICES AND SUPPLIES					
TELECOM SERVICES	61220	20,259	20,569	31,906	31,480
MAINT-OFFICE EQUIPMNT-SERVICES	61725	55	113	1,000	1,000
MEMBERSHIPS	62020	1,186	1,144	1,400	1,400
MISCELLANEOUS EXPENSE-SERVICES	62111		10	2,500	2,500
DUPLICATING SERVICES	62214	3,180	1,805	3,000	3,000
PC SOFTWARE PURCHASES	62219	1,768	1,785	3,000	3,000
POSTAGE	62221	7,303	6,934	8,000	8,000
SUBSCRIPTIONS/PERIODICALS	62222	4,628	6,232	2,000	2,000
SUPPLIES	62223	12,796	18,417	20,000	20,000
INVENTORIABLE ITEMS <5000	62226	2,810	9,415	10,000	18,000
DATA PROCESSING SERVICES	62325	71,300	102,303	93,197	96,166
MANAGEMENT SERVICES	62365	204,555	174,339	191,342	191,342
PROF & SPECIAL SERV-OTHER	62381	184,655	224,307	173,800	240,097

COUNTY OF SANTA CRUZ

DETAIL OF FINANCING SOURCES AND USES
GOVERNMENTAL FUNDS
FISCAL YEAR 2022-23

BUDGET UNIT: 23/00/00 -- COUNTY RECORDER
FUNCTION: PUBLIC PROTECTION
ACTIVITY: OTHER PROTECTION
FUND: 10-000

Detail by Revenue and Expenditure Object		2020-21 Actuals	2021-22 Actual [x] Estimated [ ]	2022-23 Recommended Budget	2022-23 Adopted by the Board of Supervisors
EQUIPMENT LEASE & RENT	62500			1,000	1,000
RENTS/LEASES-STRUC IMP & GRNDS	62610	6,006	5,106	2,500	2,500
SPECIAL MISC EXPENSE-SERVICES	62856	8,201	9,726	5,000	5,000
AIR FARE	62910	-57	825	1,000	1,000
EDUCATION & TRAINING(REPT)	62914	447		600	600
LODGING	62922		1,437	2,000	2,000
MEALS	62924		513	900	900
MILEAGE	62926		209	900	900
TRAVEL-OTHER(NON-REPT)	62928		22	600	600
REGISTRATIONS (NON REPT)	62930	238	2,300	850	850
SERV CTR POOL VEH CHARGES	62938			300	300
TOTAL SERVICES AND SUPPLIES		**529,330**	**587,511**	**556,795**	**633,635**
OTHER CHARGES					
COUNTY OVERHEAD A87/CP	75315	106,886	92,020	92,020	64,636
TOTAL OTHER CHARGES		**106,886**	**92,020**	**92,020**	**64,636**
FIXED ASSETS					
COMPUTER EQUIPMENT	86228			8,000	
TOTAL FIXED ASSETS		**0**	**0**	**8,000**	**0**
INTRAFUND TRANSFERS					
INTRA-FUND TRANSFERS-IN	95001		-435,482		
INTRA-FUND TRANSFERS-OUT	95002		479,366		
INTRA-FUND TRF-MANAGEMNT SERVS	95220		23		
TOTAL INTRAFUND TRANSFERS		**0**	**43,907**	**0**	**0**
TOTAL EXPENDITURES/APPROPRIATIONS		**1,406,679**	**1,535,738**	**1,507,694**	**1,560,150**
NET COST		**-1,079,759**	**-136,689**	**-464,030**	**-476,574**

COUNTY OF SANTA CRUZ

DETAIL OF FINANCING SOURCES AND USES
GOVERNMENTAL FUNDS
FISCAL YEAR 2022-23

BUDGET UNIT: 24/00/00 -- COUNTY COUNSEL
FUNCTION: GENERAL GOVERNMENT
ACTIVITY: COUNSEL
FUND: 10-000

Detail by Revenue and Expenditure Object		2020-21 Actuals	2021-22 Actual [x] Estimated [ ]	2022-23 Recommended Budget	2022-23 Adopted by the Board of Supervisors
FINES, FORFEITURES & ASSMNTS					
CIVIL PENALTIES	40426	12,500		10,000	10,000
PENALTIES FOR DELINQUENT TAXES	44142		635	1,485	1,485
REDMPTN PNLTIES FOR DELINQ TXS	44143		7,332	10,246	10,246
TOTAL FINES, FORFEITURES & ASSMNTS		**12,500**	**7,967**	**21,731**	**21,731**
CHARGES FOR SERVICES					
PROPERTY TAX ADMIN FEE	41206	2,938	11,141	3,026	11,141
LEGAL FEES-AT COST PLANNING	41255			5,000	5,000
LEGAL FEES	41256	122,239	95,172	237,484	237,484
LEGAL FEES-PROBATE ESTATES	41257	39,024	51,759	50,000	50,000
LEGAL FEES-PUBLIC WORKS	41259	135,000	135,000	185,000	185,000
SCCRDA SERVICES	41350	27,938	4,625	1,300	1,300
MOBILE HOME OCCUPANCY FEE	42046	20,563	14,813	35,000	35,000
RISK MANAGEMENT SERVICES	42066	685,913	1,173,325	715,788	715,788
COUNTY OVERHEAD CHARGES	42105	166,494	496,107	496,107	407,601
TOTAL CHARGES FOR SERVICES		**1,200,109**	**1,981,942**	**1,728,705**	**1,648,314**
MISC. REVENUES					
OTHER REVENUE	42384	4,757	15	7,248	7,248
TOTAL MISC. REVENUES		**4,757**	**15**	**7,248**	**7,248**
TOTAL REVENUE		**1,217,366**	**1,989,924**	**1,757,684**	**1,677,293**
SALARIES AND EMPLOYEE BENEF					
REGULAR PAY-PERMANENT	51000	2,650,845	2,970,701	3,103,268	3,171,468
REGULAR PAY-EXTRA HELP	51010		4,602	8,000	8,000
DIFFERENTIAL PAY	51040	18,332	22,709	22,902	22,902
OASDI-SOCIAL SECURITY	52010	164,082	196,319	193,986	193,986
PERS	52015	544,325	769,365	731,791	731,791
EMPLOYEE INSURANCE & BENEFITS	53010	357,582	383,552	401,676	401,676
WORKERS COMPENSATION INSURANCE	54010	26,367	24,117	23,142	23,142
OTHER BENEFITS MISC	55021	61,551	16,599	17,097	17,097
TOTAL SALARIES AND EMPLOYEE BENEF		**3,823,084**	**4,387,964**	**4,501,862**	**4,570,062**
SERVICES AND SUPPLIES					
TELECOM SERVICES	61220	14,654	14,032	19,628	19,366
MAINT-OFFICE EQUIPMNT-SERVICES	61725	1,676	1,683	1,389	1,389
MEMBERSHIPS	62020	6,672	14,272	15,000	15,000
DUPLICATING SERVICES	62214	459	184	900	900
PC SOFTWARE PURCHASES	62219	3,816	3,883	3,660	3,660
POSTAGE	62221	4,204	2,520	4,300	4,300
SUPPLIES	62223	8,341	6,962	10,000	10,000
INVENTORIABLE ITEMS <5000	62226	215	196	5,000	5,000
DATA PROCESSING SERVICES	62325	46,709	58,256	61,690	63,655
PROF & SPECIAL SERV-OTHER	62381	39,611	34,357	25,000	25,000
EQUIPMENT LEASE & RENT	62500	965	1,158	1,402	1,402
RENTS/LEASES-STRUC IMP & GRNDS	62610	528	528	264	264
SPECIAL MISC EXPENSE-SUPPLIES	62857	1,222	28	261	261

COUNTY OF SANTA CRUZ

DETAIL OF FINANCING SOURCES AND USES
GOVERNMENTAL FUNDS
FISCAL YEAR 2022-23

BUDGET UNIT: 24/00/00 -- COUNTY COUNSEL
FUNCTION: GENERAL GOVERNMENT
ACTIVITY: COUNSEL
FUND: 10-000

Detail by Revenue and Expenditure Object		2020-21 Actuals	2021-22 Actual [x] Estimated [ ]	2022-23 Recommended Budget	2022-23 Adopted by the Board of Supervisors
SUBSCRIPTIONS BOOKS & ED MATER	62890	29,988	29,860	30,952	30,952
AIR FARE	62910			550	550
EDUCATION & TRAINING(REPT)	62914	930	9,118	12,000	12,000
LODGING	62922		1,027	500	500
MEALS	62924		169	250	250
MILEAGE	62926		639	500	500
TRAVEL-OTHER(NON-REPT)	62928		34	250	250
REGISTRATIONS (NON REPT)	62930		25	650	650
TOTAL SERVICES AND SUPPLIES		**159,990**	**178,931**	**194,146**	**195,849**
OTHER CHARGES					
PRINCIPAL ON LEASE PURCHASES	74230			2,904	2,904
INTEREST ON LEASE PURCHASES	74420			620	620
TOTAL OTHER CHARGES		**0**	**0**	**3,524**	**3,524**
INTRAFUND TRANSFERS					
INTRA-FD TRF IN-CO OVERHEAD	95190	-1,285,426	-1,221,273	-1,221,273	-763,709
INTRA-FUND TRF-MANAGEMNT SERVS	95220		23		
INTRA-FUND TRF IN-OTHER	95225	-710,293	-726,291	-708,274	-708,274
TOTAL INTRAFUND TRANSFERS		**-1,995,719**	**-1,947,541**	**-1,929,547**	**-1,471,983**
TOTAL EXPENDITURES/APPROPRIATIONS		**1,987,355**	**2,619,354**	**2,769,985**	**3,297,452**
NET COST		**769,989**	**629,430**	**1,012,301**	**1,620,159**

COUNTY OF SANTA CRUZ

DETAIL OF FINANCING SOURCES AND USES
GOVERNMENTAL FUNDS
FISCAL YEAR 2022-23

BUDGET UNIT: 25/00/00 -- CHILD SUPPORT SERVICES DEPT
FUNCTION: PUBLIC PROTECTION
ACTIVITY: JUDICIAL
FUND: 10-000

Detail by Revenue and Expenditure Object		2020-21 Actuals	2021-22 Actual [x] Estimated [ ]	2022-23 Recommended Budget	2022-23 Adopted by the Board of Supervisors
REV FROM USE OF MONEY & PROP					
INTEREST	40430	21,922	12,033		
TOTAL REV FROM USE OF MONEY & PROP		**21,922**	**12,033**	**0**	**0**
INTERGOVERNMENTAL REVENUES					
ST-SUPP ENF INCENTIVE	40548	1,875,396	1,842,923	2,015,865	2,015,865
FED-SUPP ENF ADMIN REIMB	40941	3,640,474	3,368,297	3,898,146	3,898,146
TOTAL INTERGOVERNMENTAL REVENUES		**5,515,870**	**5,211,220**	**5,914,011**	**5,914,011**
TOTAL REVENUE		**5,537,792**	**5,223,253**	**5,914,011**	**5,914,011**
SALARIES AND EMPLOYEE BENEF					
REGULAR PAY-PERMANENT	51000	2,848,457	2,693,119	2,886,660	2,886,660
DIFFERENTIAL PAY	51040	58,344	61,025	66,796	66,796
OASDI-SOCIAL SECURITY	52010	207,365	199,540	212,480	212,480
PERS	52015	667,097	739,851	850,795	850,795
EMPLOYEE INSURANCE & BENEFITS	53010	751,278	663,620	702,824	702,824
UNEMPLOYMENT INSURANCE	53015	3,525	4,090	526	526
WORKERS COMPENSATION INSURANCE	54010	228,463	138,550	137,396	137,396
TOTAL SALARIES AND EMPLOYEE BENEF		**4,764,529**	**4,499,795**	**4,857,477**	**4,857,477**
SERVICES AND SUPPLIES					
TELECOM SERVICES	61220	29,019	27,900	45,000	44,399
TELEPHONE-NON TELECOM 1099	61221			300	300
JANITORIAL SERVICES	61412	40,548	37,125	40,500	40,500
MAINT-OFFICE EQUIPMNT-SERVICES	61725		1,239	1,000	1,000
MAINT-OTH EQUIP-SERVICES	61730		9,900		
MAINT-BLDNG MODIFICATION-SERV	61815	5,760		5,000	6,650
FACILITIES MAINT-GENERAL-SERV	61835	17,240	17,787	25,000	25,000
EMPL CERTIFICATES & LICENSES	62010	1,031	1,030	2,000	2,000
MEMBERSHIPS	62020	10,701	11,151	11,839	11,839
DUPLICATING SERVICES	62214		868	2,000	2,000
MISC NONINVENTORIABLE ITEMS	62217		15	1,590	1,590
PAPER	62218	1,910	1,132	3,000	3,000
PC SOFTWARE PURCHASES	62219	5,145	135	1,000	1,000
PHOTO COPY/PRINTER SUPPLIES	62220	1,640	1,376	3,000	3,000
POSTAGE	62221	13,317	4,797	18,210	18,210
SUPPLIES	62223	10,091	6,486	10,687	10,687
INVENTORIABLE ITEMS <5000	62226	3,731		10,000	10,000
SOFTWARE LICENSE SERVICES	62227	3,086	1,891	3,000	3,000
ACCOUNTING AND AUDITING FEES	62301		60	2,500	2,500
ADMINISTRATIVE COSTS	62305			120	120
BANKING SERVICES	62310			300	300
COURT REPORTER	62320		750	2,500	2,500
DATA PROCESSING SERVICES	62325	143,944	158,578	180,000	206,372
LAB & DIAGNOSTIC SVCS-OUTSIDE	62357			2,000	2,000
LEGAL SERVICES	62360	4,897	4,440	24,000	24,000
PROF & SPECIAL SERV-OTHER	62381	1,131	145	12,000	12,000

COUNTY OF SANTA CRUZ

DETAIL OF FINANCING SOURCES AND USES
GOVERNMENTAL FUNDS
FISCAL YEAR 2022-23

BUDGET UNIT: 25/00/00 -- CHILD SUPPORT SERVICES DEPT
FUNCTION: PUBLIC PROTECTION
ACTIVITY: JUDICIAL
FUND: 10-000

Detail by Revenue and Expenditure Object		2020-21 Actuals	2021-22 Actual [x] Estimated [ ]	2022-23 Recommended Budget	2022-23 Adopted by the Board of Supervisors
SHERIFF SERVICES	62393	9,735	7,220	13,000	13,000
LEGAL NOTICES	62420	45	28	200	200
EQUIPMENT LEASE & RENT	62500	3,659	454	4,000	4,000
RENTS/LEASES-STRUC IMP & GRNDS	62610	249,252	-36,378	150,336	157,166
EDUCATION AND/OR TRAINING	62826	600	2,685	1,000	1,000
SPECIAL MISC EXPENSE-SERVICES	62856	471	40,837	150,000	115,086
SPECIAL MISC EXPENSE-SUPPLIES	62857			107,005	112,712
SECURITY SERVICES	62880	11,102	7,840	10,955	11,795
SUBSCRIPTIONS BOOKS & ED MATER	62890	1,402	1,096	13,000	13,000
AIR FARE	62910	235	1,249	6,200	6,200
GAS, OIL, FUEL	62920	50		100	100
LODGING	62922		2,183	8,940	8,940
MEALS	62924		453	4,064	4,064
MILEAGE	62926	73	365	4,800	4,800
TRAVEL-OTHER(NON-REPT)	62928	1,500	233	2,000	2,000
REGISTRATIONS (NON REPT)	62930	400	335	5,000	5,000
SERVICE CENTER CHARGES	62935	2,944	2,205	3,000	3,000
SERV CTR POOL VEH CHARGES	62938			300	300
UTILITIES	63070	25,433	41,120	35,986	35,986
WATER	63080	8,818	4,664	10,000	10,000
OUTSIDE HOSPITAL EXPENSE	64027	8,790	8,510	11,000	11,000
TOTAL SERVICES AND SUPPLIES		**617,700**	**371,904**	**947,432**	**953,316**
OTHER CHARGES					
PRINCIPAL ON ROU LEASES	74231		201,535		
INTEREST ON ROU LEASES	74421		28,002		
COUNTY OVERHEAD A87/CP	75315	133,640	109,102	109,102	103,218
TOTAL OTHER CHARGES		**133,640**	**338,639**	**109,102**	**103,218**
INTRAFUND TRANSFERS					
INTRA-FUND TRF OUT-OTHER	95226		884		
TOTAL INTRAFUND TRANSFERS		**0**	**884**	**0**	**0**
TOTAL EXPENDITURES/APPROPRIATIONS		**5,515,869**	**5,211,222**	**5,914,011**	**5,914,011**
NET COST		**-21,923**	**-12,031**	**0**	**0**

COUNTY OF SANTA CRUZ

DETAIL OF FINANCING SOURCES AND USES
GOVERNMENTAL FUNDS
FISCAL YEAR 2022-23

BUDGET UNIT: 27/00/00 -- DISTRICT ATTORNEY/PUBLIC ADMIN
FUNCTION: PUBLIC PROTECTION
ACTIVITY: JUDICIAL
FUND: 10-000

Detail by Revenue and Expenditure Object		2020-21 Actuals	2021-22 Actual [x] Estimated [ ]	2022-23 Recommended Budget	2022-23 Adopted by the Board of Supervisors
FINES, FORFEITURES & ASSMNTS					
DRUG FORFEITURE PROCEEDS	40414	48,848	8,830	34,550	34,550
TOTAL FINES, FORFEITURES & ASSMNTS		**48,848**	**8,830**	**34,550**	**34,550**
REV FROM USE OF MONEY & PROP					
INTEREST	40430	2,041	488		
TOTAL REV FROM USE OF MONEY & PROP		**2,041**	**488**	**0**	**0**
INTERGOVERNMENTAL REVENUES					
ST AID-PROP 172 FR FD72406	40495	2,525,437	3,237,581	2,888,992	3,064,543
ST-STATE SUBVENTION GRANT	40786	214,249	174,160	200,000	200,000
ST-AUTO INSURANCE FRAUD	40845	25,748	26,096	30,000	30,000
ST-MANDATED COST REIMBURSEMENT	40872	60,072	71,695	30,000	30,000
ST-SPP LW ENFRC SV SLESA/SLESF	40883	118,290	119,076	124,525	124,525
ST-VICTIM COMPENSATION PROG	40889	24,131	40,645	80,000	80,000
ST-WORKERS COMP INSUR FRAUD	40891	169,712	192,019	160,000	160,000
ST-OTHER	40894	108,522	165,772	210,000	210,000
ST-AB109 PROGRAM	40901	110,945	167,119	100,662	100,662
FED-DA VICTIMS SERVICES	41136	1,007,229	924,190	1,276,591	1,276,591
CONTR FR OTHER GOVT AGENCIES	41150	163,199	159,970	159,970	159,970
TOTAL INTERGOVERNMENTAL REVENUES		**4,527,534**	**5,278,323**	**5,260,740**	**5,436,291**
CHARGES FOR SERVICES					
ESTATE FEES	41500	21,694	26,986	20,000	20,000
CONSUMER FRAUD PENALTY	41524	5,082,020	1,835,056	2,063,055	2,063,055
COPY CHARGES	42020	4,972	3,901	3,000	3,000
REAL ESTATE FRAUD FEE	42054	121,454	98,036	112,287	112,287
VEHICLE REG FEES - VC9250-14	42067	202,857	137,278	186,945	186,945
TOTAL CHARGES FOR SERVICES		**5,432,997**	**2,101,257**	**2,385,287**	**2,385,287**
MISC. REVENUES					
NSF CHECKS-RETURNED CHECK FEES	42381	80			
OTHER REVENUE	42384	1,246	9,077	3,000	3,000
TOTAL MISC. REVENUES		**1,326**	**9,077**	**3,000**	**3,000**
TOTAL REVENUE		**10,012,746**	**7,397,975**	**7,683,577**	**7,859,128**
SALARIES AND EMPLOYEE BENEF					
REGULAR PAY-PERMANENT	51000	10,895,104	12,151,387	13,099,240	13,387,140
OVERTIME PAY-PERMANENT	51005	74,997	64,146	135,860	135,860
REGULAR PAY-EXTRA HELP	51010	323,962	299,791	398,635	398,635
DIFFERENTIAL PAY	51040	336,897	344,704	407,953	407,953
OASDI-SOCIAL SECURITY	52010	631,579	712,402	823,452	823,452
PERS	52015	2,858,746	3,163,406	4,090,804	4,090,804
EMPLOYEE INSURANCE & BENEFITS	53010	1,815,334	1,860,996	2,050,119	2,050,119
UNEMPLOYMENT INSURANCE	53015	5,790	18,123	9,341	9,341
WORKERS COMPENSATION INSURANCE	54010	195,895	168,972	196,922	196,922
OTHER BENEFITS MISC	55021	29,988	11,855	37,000	37,000
TOTAL SALARIES AND EMPLOYEE BENEF		**17,168,292**	**18,795,782**	**21,249,326**	**21,537,226**
SERVICES AND SUPPLIES					

COUNTY OF SANTA CRUZ

DETAIL OF FINANCING SOURCES AND USES
GOVERNMENTAL FUNDS
FISCAL YEAR 2022-23

BUDGET UNIT: 27/00/00 -- DISTRICT ATTORNEY/PUBLIC ADMIN
FUNCTION: PUBLIC PROTECTION
ACTIVITY: JUDICIAL
FUND: 10-000

Detail by Revenue and Expenditure Object		2020-21 Actuals	2021-22 Actual [x] Estimated [ ]	2022-23 Recommended Budget	2022-23 Adopted by the Board of Supervisors
POLICE SAFETY EQUIP-REPLACE	61115	26,467	10,967	14,500	25,341
RADIO	61215	31,928	55,086	55,088	52,335
TELECOM SERVICES	61220	104,648	105,706	127,775	108,209
JURY AND WITNESS EXP-TYPE 3	61610	1,514	18,997	12,826	12,826
MAINT-DATA PROCESS EQMT-SERV	61717	103,229	184,231	158,350	525,734
MAINT-OFFICE EQUIPMNT-SERVICES	61725	1,230	2,747	4,100	4,100
MEMBERSHIPS	62020	31,618	35,373	36,200	36,200
CASH SHORTAGES	62112		-3,050		
DUPLICATING SERVICES	62214	3,768	4,031	6,500	6,500
MISC NONINVENTORIABLE ITEMS	62217	15			
PC SOFTWARE PURCHASES	62219	44,183	61,271	9,550	11,730
POSTAGE	62221	8,600	12,442	15,833	15,833
SUPPLIES	62223	108,058	122,461	104,000	109,660
INVENTORIABLE ITEMS <5000	62226	40,544	42,308	35,675	35,675
ACCOUNTING AND AUDITING FEES	62301	4,710	4,710	5,000	6,413
DATA PROCESSING SERVICES	62325	300,771	395,150	388,264	398,649
DATA PROCESSING PRINTING	62326			2,100	2,100
POSCS SERVICES	62380	904			
PROF & SPECIAL SERV-OTHER	62381	239,486	430,137	409,089	424,736
LEGAL NOTICES	62420	-61	1,198	1,000	1,000
EQUIPMENT LEASE & RENT	62500	21,195	17,212	37,274	37,274
RENTS/LEASES-STRUC IMP & GRNDS	62610	193,866	7,890	216,436	225,334
ADVERTISING & PROMOTION SUPP	62801		75		
BUS PASSES	62809		-1,334		
DISTRICT ATTORNEY SPECIAL	62821	9,480	2,577	15,000	15,000
PHOTO SUPPLIES	62865	26	116		
SUBSCRIPTIONS BOOKS & ED MATER	62890	16,878	20,288	15,400	15,400
TRAINING AMMUNITION	62892	4,601	22,278	11,000	20,886
AIR FARE	62910	5,505	13,886	11,500	11,500
AUTO RENTALS	62912	1,262	2,187	3,000	3,000
LODGING	62922	5,122	30,993	27,000	27,000
MEALS	62924	1,774	11,244	16,000	16,000
MILEAGE	62926	87	824	6,200	6,200
TRAVEL-OTHER(NON-REPT)	62928	1,066	3,315	3,000	3,000
REGISTRATIONS (NON REPT)	62930	10,456	24,449	20,000	20,000
SERVICE CENTER CHARGES	62935	56,997	107,420	74,000	114,475
SERVICE CENTER REPLCMT INCRMNT	62936	54,960	55,120	55,120	56,654
SERVICE CENTER DEPREC CHG	62937	111,624		111,362	104,558
SERV CTR POOL VEH CHARGES	62938		286	500	500
UTILITIES	63070	11,137	20,918	11,000	11,000
TOTAL SERVICES AND SUPPLIES		**1,557,648**	**1,823,509**	**2,019,642**	**2,464,822**
OTHER CHARGES					
VICTIM COMPENSATION EXPENSE	74090	24,131	40,645	80,000	80,000
SPECIAL WITNESS EXPENSE	74091	116,845	155,871	210,000	210,000

COUNTY OF SANTA CRUZ

DETAIL OF FINANCING SOURCES AND USES
GOVERNMENTAL FUNDS
FISCAL YEAR 2022-23

BUDGET UNIT: 27/00/00 -- DISTRICT ATTORNEY/PUBLIC ADMIN
FUNCTION: PUBLIC PROTECTION
ACTIVITY: JUDICIAL
FUND: 10-000

Detail by Revenue and Expenditure Object		2020-21 Actuals	2021-22 Actual [x] Estimated [ ]	2022-23 Recommended Budget	2022-23 Adopted by the Board of Supervisors
PRINCIPAL ON ROU LEASES	74231		172,982		
INTEREST ON ROU LEASES	74421		39,839		
CONTRIB TO TRUST/AGENCY FUND	75233	78,897	78,737	78,737	78,737
COUNTY OVERHEAD GRANTS	75316	46,881	52,112	15,000	15,000
HSD-CLEARING & CONT ACCTS	75325		3,050		
TOTAL OTHER CHARGES		**266,754**	**543,236**	**383,737**	**383,737**
FIXED ASSETS					
EQUIPMENT	86204	5,341			515
TOTAL FIXED ASSETS		**5,341**	**0**	**0**	**515**
OTHER FINANCING USES					
OPER TRF OUT-TO PLANT FUND	90040		107,690		
TOTAL OTHER FINANCING USES		**0**	**107,690**	**0**	**0**
INTRAFUND TRANSFERS					
INTRA-FUND TRANSFERS-IN	95001		-329,355		
INTRA-FUND TRANSFERS-OUT	95002		285,471		
CUSTODIAL SERVICES	95100		4,420		
INTRA-FUND TRF-MANAGEMNT SERVS	95220		-624,380	-750,486	-750,486
INTRA-FUND TRF-POB	95223		387,983		
INTRA-FUND TRF IN-OTHER	95225	-43,687	575,838	-25,000	-25,000
INTRA-FUND TRF OUT-OTHER	95226		122		
INTRA-FUND TRF-WLF FRAUD REIMB	95235	-11,699	-12,279	-13,072	-13,072
TOTAL INTRAFUND TRANSFERS		**-55,386**	**287,820**	**-788,558**	**-788,558**
TOTAL EXPENDITURES/APPROPRIATIONS		**18,942,649**	**21,558,037**	**22,864,147**	**23,597,742**
NET COST		**8,929,903**	**14,160,062**	**15,180,570**	**15,738,614**

COUNTY OF SANTA CRUZ

DETAIL OF FINANCING SOURCES AND USES
GOVERNMENTAL FUNDS
FISCAL YEAR 2022-23

BUDGET UNIT: 30/20/00 -- EMERGENCY SERVICES/OFFICE OF EMERGENCY SERVICES (
FUNCTION: PUBLIC PROTECTION
ACTIVITY: OTHER PROTECTION
FUND: 10-000

Detail by Revenue and Expenditure Object		2020-21 Actuals	2021-22 Actual [x] Estimated [ ]	2022-23 Recommended Budget	2022-23 Adopted by the Board of Supervisors
INTERGOVERNMENTAL REVENUES					
ST-CIVIL DEFENSE ADMIN	40752	117,588	152,117	88,250	88,250
ST-EMERGENCY SERVICES	40756	210,454			
FED-FEMA	41093	-12,752	-23,030		
CONTR FR OTHER GOVT AGENCIES	41150		126,356		
AID OTH GOV-UASI APPRVL AUTHOR	41164	31,579			
TOTAL INTERGOVERNMENTAL REVENUES		**346,869**	**255,443**	**88,250**	**88,250**
CHARGES FOR SERVICES					
MANAGEMENT SERVICES	42042	1,167			
OTHER CHARGES CURRENT SERVICES	42047	79,584			
TOTAL CHARGES FOR SERVICES		**80,751**	**0**	**0**	**0**
MISC. REVENUES					
CONTRIBUTIONS FROM OTHER FUNDS	42367	100,000			
TOTAL MISC. REVENUES		**100,000**	**0**	**0**	**0**
TOTAL REVENUE		**527,620**	**255,443**	**88,250**	**88,250**
SALARIES AND EMPLOYEE BENEF					
REGULAR PAY-PERMANENT	51000	159,952	-1,724		
OVERTIME PAY-PERMANENT	51005	16,093			
REGULAR PAY-EXTRA HELP	51010	65,274	8,899	2,500	2,500
DIFFERENTIAL PAY	51040	6,868	-10	13,056	13,056
OASDI-SOCIAL SECURITY	52010	18,458	563		
PERS	52015	42,813	2,012		
EMPLOYEE INSURANCE & BENEFITS	53010	15,001	-104		
UNEMPLOYMENT INSURANCE	53015		67		
WORKERS COMPENSATION INSURANCE	54010	2,297	1,015	1,015	1,015
OTHER BENEFITS MISC	55021	6,989	8,134		
TOTAL SALARIES AND EMPLOYEE BENEF		**333,745**	**18,852**	**16,571**	**16,571**
SERVICES AND SUPPLIES					
CLOTHING & PERSONAL SUPPLIES	61110	3,110			
RADIO	61215	10,834	20,154	18,810	18,760
TELECOM SERVICES	61220	23,887	24,360	26,400	26,047
TELEPHONE-NON TELECOM 1099	61221	4,734		4,773	4,773
FOOD	61310	480			
MAINT-OFFICE EQUIPMNT-SERVICES	61725	903		400	400
FACILITIES MAINT-GENERAL-SERV	61835	12,002			
MAINT-STRCT/IMPS/GRDS-OTH-SUPP	61846	580			
MEMBERSHIPS	62020		68	200	200
SERV & SUPP-OTHER SUPPLIES	62136	389			
DUPLICATING SERVICES	62214	1,091			
PC SOFTWARE PURCHASES	62219	9,978	11,511	8,560	8,560
POSTAGE	62221	88	16		
SUPPLIES	62223	67,074	1,167	1,500	1,500
INVENTORIABLE ITEMS <5000	62226	10,780			
SOFTWARE LICENSE SERVICES	62227	135	338	60,410	60,410

COUNTY OF SANTA CRUZ

DETAIL OF FINANCING SOURCES AND USES
GOVERNMENTAL FUNDS
FISCAL YEAR 2022-23

BUDGET UNIT: 30/20/00 -- EMERGENCY SERVICES/OFFICE OF EMERGENCY SERVICES (
FUNCTION: PUBLIC PROTECTION
ACTIVITY: OTHER PROTECTION
FUND: 10-000

Detail by Revenue and Expenditure Object		2020-21 Actuals	2021-22 Actual [x] Estimated [ ]	2022-23 Recommended Budget	2022-23 Adopted by the Board of Supervisors
CONSULT/MGT/PC SERVICES	62317			1	1
DATA PROCESSING SERVICES	62325	259,437	94,337	122,668	126,576
DPW SERVICES-GENERAL MONEY	62330	9,077			
MANAGEMENT SERVICES	62365	134,644	10,264	2,200	2,200
PROF & SPECIAL SERV-OTHER	62381	214,920	189,975	36,840	36,840
TEMPORARY CONTRACT SERVICES	62395	41,624			
EQUIPMENT LEASE & RENT	62500	9,346			
RENTS/LEASES-STRUC IMP & GRNDS	62610	35,982	360	240	240
EDUCATION AND/OR TRAINING	62826		47		
SPECIAL MISC EXPENSE-SERVICES	62856	44,674		33,700	33,700
SPECIAL MISC EXPENSE-SUPPLIES	62857	7,615			
TOWING	62893	3,150			
AUTO RENTALS	62912	5,609			
EDUCATION & TRAINING(REPT)	62914	10,141			
GAS, OIL, FUEL	62920	10			
LODGING	62922	8,361			
MEALS	62924	31,401	1,232	500	500
MILEAGE	62926	830			
SERVICE CENTER CHARGES	62935	1,500	-342		
SERV CTR POOL VEH CHARGES	62938	11,954		250	250
WASTE DISPOSAL	63010	6,167			
TOTAL SERVICES AND SUPPLIES		**982,507**	**353,487**	**317,452**	**320,957**
OTHER CHARGES					
CONTRIB TO OTHER AGENCIES-OTH	75230			4,000	4,000
TOTAL OTHER CHARGES		**0**	**0**	**4,000**	**4,000**
OTHER FINANCING USES					
OPERATING TRANSFERS OUT	90000		526,135		
TOTAL OTHER FINANCING USES		**0**	**526,135**	**0**	**0**
INTRAFUND TRANSFERS					
INTRA-FUND TRF-MANAGEMNT SERVS	95220		7,105		
INTRA-FUND TRF IN-OTHER	95225		46,350	46,290	46,290
INTRA-FUND TRF OUT-OTHER	95226		52		
TOTAL INTRAFUND TRANSFERS		**0**	**53,507**	**46,290**	**46,290**
TOTAL EXPENDITURES/APPROPRIATIONS		**1,316,252**	**951,981**	**384,313**	**387,818**
NET COST		**788,632**	**696,538**	**296,063**	**299,568**

COUNTY OF SANTA CRUZ

DETAIL OF FINANCING SOURCES AND USES
GOVERNMENTAL FUNDS
FISCAL YEAR 2022-23

BUDGET UNIT: 30/30/00 -- EMERGENCY SERVICES/COMMUNICATIONS
FUNCTION: GENERAL GOVERNMENT
ACTIVITY: COMMUNICATIONS
FUND: 10-000

Detail by Revenue and Expenditure Object		2020-21 Actuals	2021-22 Actual [x] Estimated [ ]	2022-23 Recommended Budget	2022-23 Adopted by the Board of Supervisors
REV FROM USE OF MONEY & PROP					
INTEREST	40430	50	1,206		
TOTAL REV FROM USE OF MONEY & PROP		**50**	**1,206**	**0**	**0**
CHARGES FOR SERVICES					
OTHER CHARGES CURRENT SERVICES	42047	737,994			
911 EMERGENCY FEES	42062		570,599	685,000	685,000
TOTAL CHARGES FOR SERVICES		**737,994**	**570,599**	**685,000**	**685,000**
TOTAL REVENUE		**738,044**	**571,805**	**685,000**	**685,000**
SERVICES AND SUPPLIES					
911 DISPATCH SERVICES	62328	1,695,631	1,641,546	1,888,412	1,862,430
TOTAL SERVICES AND SUPPLIES		**1,695,631**	**1,641,546**	**1,888,412**	**1,862,430**
OTHER CHARGES					
CONTRB TO OTHERS DEBT SERVICE	75226	346,921	454,633	460,393	416,804
TOTAL OTHER CHARGES		**346,921**	**454,633**	**460,393**	**416,804**
TOTAL EXPENDITURES/APPROPRIATIONS		**2,042,552**	**2,096,179**	**2,348,805**	**2,279,234**
NET COST		**1,304,508**	**1,524,374**	**1,663,805**	**1,594,234**

COUNTY OF SANTA CRUZ

DETAIL OF FINANCING SOURCES AND USES
GOVERNMENTAL FUNDS
FISCAL YEAR 2022-23

BUDGET UNIT: 30/40/00 -- EMERGENCY SERVICES/COUNTY FIRE SERVICE (GSD)
FUNCTION: PUBLIC PROTECTION
ACTIVITY: FIRE PROTECTION
FUND: 26-105

Detail by Revenue and Expenditure Object		2020-21 Actuals	2021-22 Actual [x] Estimated [ ]	2022-23 Recommended Budget	2022-23 Adopted by the Board of Supervisors
TAXES					
PROPERTY TAX-CURRENT SEC-GEN	40100	2,505,026	2,528,912	2,569,906	2,672,702
PROPERTY TAX-CURRENT UNSEC-GEN	40110	42,637	46,931	45,338	47,152
PROPERTY TAX-PRIOR UNSEC-GEN	40130	8,928	5,443	4,662	4,848
SUPP PROP TAX-CURRENT SEC	40150	22,211	65,239	32,745	34,055
SUPP PROP TAX-CURRENT UNSEC	40151	979	812		
SUPP PROP TAX-PRIOR SEC	40160	2,620	1,058	1,680	1,747
SUPP PROP TAX-PRIOR UNSEC	40161	402	461	543	565
ASSESSMENTS	40192	3,121	-3,121		
IN-LIEU TAXES OTHER	40197	1,140	1,168		
TOTAL TAXES		**2,587,064**	**2,646,903**	**2,654,874**	**2,761,069**
FINES, FORFEITURES & ASSMNTS					
PENALTIES FOR DELINQUENT TAXES	44142	286	125		
REDMPTN PNLTIES FOR DELINQ TXS	44143	469	230		
TOTAL FINES, FORFEITURES & ASSMNTS		**755**	**355**	**0**	**0**
REV FROM USE OF MONEY & PROP					
INTEREST	40430	48,811	42,323	77,670	77,670
TOTAL REV FROM USE OF MONEY & PROP		**48,811**	**42,323**	**77,670**	**77,670**
INTERGOVERNMENTAL REVENUES					
ST AID-PROP 172 FR FD72406	40495	97,255	89,421	104,501	104,501
ST-HOMEOWNERS' PROP TAX RELIEF	40830	13,403	13,201	13,597	13,597
ST-OTHR TAX RELIEF SUBVENTIONS	40852	1,315	1,491	1,000	1,000
FED-MISC GRANTS	41095	44,655	-1,175	74,000	74,000
TOTAL INTERGOVERNMENTAL REVENUES		**156,628**	**102,938**	**193,098**	**193,098**
CHARGES FOR SERVICES					
INSPECTION CHARGES	41304	22,610	11,839	20,000	20,000
MAJOR PROJECTS AT COST SERVICE	41310		345		
PERMIT PROCESSING FEES	41576	39,114	17,457	25,000	25,000
OTHER ENVIRONMENTAL SERVICES	41618	87,916	101,103	105,150	105,150
COST RECOVERY-OTHER	42022	877,958	245,424	60,000	60,000
FIRE PROTECTION SERVICES	42030	2,746,251	2,669,902	2,763,678	2,763,678
OTHER CHARGES CURRENT SERVICES	42047	1,183	578		
TOTAL CHARGES FOR SERVICES		**3,775,032**	**3,046,648**	**2,973,828**	**2,973,828**
MISC. REVENUES					
SALES-OTHER-TAXABLE	42334		17,100		
NSF CHECKS	42380	-986			
OTHER REVENUE	42384	64			
TOTAL MISC. REVENUES		**-922**	**17,100**	**0**	**0**
TOTAL REVENUE		**6,567,368**	**5,856,267**	**5,899,470**	**6,005,665**
SALARIES AND EMPLOYEE BENEF					
REGULAR PAY-PERMANENT	51000		1,352		
REGULAR PAY-EXTRA HELP	51010	73,066	50,207	102,500	102,500
DIFFERENTIAL PAY	51040		68		
OASDI-SOCIAL SECURITY	52010		106		

COUNTY OF SANTA CRUZ

DETAIL OF FINANCING SOURCES AND USES
GOVERNMENTAL FUNDS
FISCAL YEAR 2022-23

BUDGET UNIT: 30/40/00 -- EMERGENCY SERVICES/COUNTY FIRE SERVICE (GSD)
FUNCTION: PUBLIC PROTECTION
ACTIVITY: FIRE PROTECTION
FUND: 26-105

Detail by Revenue and Expenditure Object		2020-21 Actuals	2021-22 Actual [x] Estimated [ ]	2022-23 Recommended Budget	2022-23 Adopted by the Board of Supervisors
PERS	52015		391		
EMPLOYEE INSURANCE & BENEFITS	53010		171		
WORKERS COMPENSATION INSURANCE	54010	64,485	46,957	80,678	80,678
TOTAL SALARIES AND EMPLOYEE BENEF		**137,551**	**99,252**	**183,178**	**183,178**
SERVICES AND SUPPLIES					
CLOTHING & PERSONAL SUPPLIES	61110	13,132	33,620	54,010	141,147
RADIO	61215	2,425	6,623	20,000	20,000
TELECOM SERVICES	61220	-70	746		
TELEPHONE-NON TELECOM 1099	61221	9,877	27,745	46,000	46,000
OTHER HOUSEHOLD EXP-SERVICES	61425	1,017	2,545	8,200	8,200
OTHER INSURANCE	61535	56,524	41,959	62,189	62,189
MAINT-MOBILE EQUIPMENT-SERV	61720	150,092	125,554	159,320	159,320
MAINT-STRUCT/IMPS/GRDS-OTH-SRV	61845	38,577	34,230	138,400	266,916
MEDICAL, DENTAL & LAB SUPPLIES	61920	40,446	44,109	109,000	116,872
MEMBERSHIPS	62020	336	334	2,825	2,825
DUPLICATING SERVICES	62214			200	200
PC SOFTWARE PURCHASES	62219	2,913	23,591	75,428	75,428
POSTAGE	62221	9	-1	50	50
SUBSCRIPTIONS/PERIODICALS	62222			50	50
SUPPLIES	62223	6,983	5,575	8,000	8,000
INVENTORIABLE ITEMS <5000	62226	134,782	622,672	87,000	129,395
ACCOUNTING AND AUDITING FEES	62301	21,072	17,793	28,370	28,370
DATA PROCESSING SERVICES	62325	8,756	19,862	13,839	13,839
MANAGEMENT SERVICES	62365	2,744	6,307		
MEDICAL SERVICES	62366	45,603	4,407	49,613	49,613
PLANNING SERVICES	62376	175	175		
PROF & SPECIAL SERV-OTHER	62381	2,270,710	1,372,215	4,969,661	6,387,090
LEGAL NOTICES	62420		1,171	800	800
SMALL TOOLS & INSTRUMENTS	62715	167,981	76,675	154,360	319,725
MANAGEMENT CHARGES	62855	11,203		36,356	36,356
SPECIAL MISC EXPENSE-SERVICES	62856	18,835	14,685	49,550	49,550
SPEC DIST EXP-SERVICES	62888	50,466	51,287	180,898	245,898
SUBSCRIPTIONS BOOKS & ED MATER	62890	371	56	130	130
EDUCATION & TRAINING(REPT)	62914	15,656	10,646	57,815	57,815
GAS, OIL, FUEL	62920	7,250	6,977	11,500	11,500
TRAVEL-OTHER(NON-REPT)	62928	33			
SERVICE CENTER CHARGES	62935	18,509	13,263	13,300	13,300
SERVICE CENTER REPLCMT INCRMNT	62936	160	600	600	600
SERVICE CENTER DEPREC CHG	62937	5,101		5,172	5,172
UTILITIES	63070	34,409	31,088	34,300	34,300
TOTAL SERVICES AND SUPPLIES		**3,136,077**	**2,596,509**	**6,376,936**	**8,290,650**
OTHER CHARGES					
TAXES AND LICENSES	74850	3,503	60	10	10
CONTRIB TO OTHER AGENCIES-OTH	75230	29,305	216,510	139,551	139,551

COUNTY OF SANTA CRUZ

DETAIL OF FINANCING SOURCES AND USES
GOVERNMENTAL FUNDS
FISCAL YEAR 2022-23

BUDGET UNIT: 30/40/00 -- EMERGENCY SERVICES/COUNTY FIRE SERVICE (GSD)
FUNCTION: PUBLIC PROTECTION
ACTIVITY: FIRE PROTECTION
FUND: 26-105

Detail by Revenue and Expenditure Object		2020-21 Actuals	2021-22 Actual [x] Estimated [ ]	2022-23 Recommended Budget	2022-23 Adopted by the Board of Supervisors
OTHER CHARGES-OTHER	75268	87,916	101,103	105,150	106,047
COUNTY OVERHEAD A87/CP	75315	53,733	80,020	80,020	24,004
TOTAL OTHER CHARGES		**174,457**	**397,693**	**324,731**	**269,612**
FIXED ASSETS					
BUILDINGS AND IMPROVEMENTS	86110	90,031	171,560		121,232
EQUIPMENT	86204	274,323	143,584	18,000	184,244
MOBILE EQUIPMENT	86209		1,349,712	660,000	2,144,849
TOTAL FIXED ASSETS		**364,354**	**1,664,856**	**678,000**	**2,450,325**
INTRAFUND TRANSFERS					
INTRA-FUND TRF IN-OTHER	95225			-1,263,185	-1,263,185
TOTAL INTRAFUND TRANSFERS		**0**	**0**	**-1,263,185**	**-1,263,185**
APPROP FOR CONTINGENCIES					
APPROP FOR CONTINGENCIES	98700			200,000	200,000
TOTAL APPROP FOR CONTINGENCIES		**0**	**0**	**200,000**	**200,000**
TOTAL EXPENDITURES/APPROPRIATIONS		**3,812,439**	**4,758,310**	**6,499,660**	**10,130,580**
NET COST		**-2,754,929**	**-1,097,957**	**600,190**	**4,124,915**

COUNTY OF SANTA CRUZ

DETAIL OF FINANCING SOURCES AND USES
GOVERNMENTAL FUNDS
FISCAL YEAR 2022-23

BUDGET UNIT: 33/10/00 -- GENERAL SERVICES/ADMINISTRATION
FUNCTION: GENERAL GOVERNMENT
ACTIVITY: OTHER GENERAL
FUND: 10-000

Detail by Revenue and Expenditure Object		2020-21 Actuals	2021-22 Actual [x] Estimated [ ]	2022-23 Recommended Budget	2022-23 Adopted by the Board of Supervisors
INTERGOVERNMENTAL REVENUES					
FED-FEMA	41093	-102,677			
TOTAL INTERGOVERNMENTAL REVENUES		**-102,677**	**0**	**0**	**0**
CHARGES FOR SERVICES					
MANAGEMENT SERVICES	42042	117,051	210,789	214,138	214,138
OTHER CHARGES CURRENT SERVICES	42047	19,008	8,700	26,297	26,297
COUNTY OVERHEAD CHARGES	42105	21,032	109,135	109,135	151,321
REPAIR & MAINTENANCE SERVICES	42118		1,798		
TOTAL CHARGES FOR SERVICES		**157,091**	**330,422**	**349,570**	**391,756**
MISC. REVENUES					
OTHER REVENUE	42384	4,199	1,171	500	500
TOTAL MISC. REVENUES		**4,199**	**1,171**	**500**	**500**
TOTAL REVENUE		**58,613**	**331,593**	**350,070**	**392,256**
SALARIES AND EMPLOYEE BENEF					
REGULAR PAY-PERMANENT	51000	631,652	789,912	728,606	744,606
OVERTIME PAY-PERMANENT	51005		457		
REGULAR PAY-EXTRA HELP	51010		3,557		
DIFFERENTIAL PAY	51040	2,900	14,518	886	886
OASDI-SOCIAL SECURITY	52010	40,428	49,183	47,448	47,448
PERS	52015	154,228	184,085	214,323	214,323
EMPLOYEE INSURANCE & BENEFITS	53010	121,591	132,925	123,913	123,913
UNEMPLOYMENT INSURANCE	53015	543		4,592	4,592
WORKERS COMPENSATION INSURANCE	54010	429,566	404,280	425,836	425,836
TOTAL SALARIES AND EMPLOYEE BENEF		**1,380,908**	**1,578,917**	**1,545,604**	**1,561,604**
SERVICES AND SUPPLIES					
RADIO	61215			1,344	1,344
TELECOM SERVICES	61220	9,276	7,538	10,725	10,582
TELEPHONE-NON TELECOM 1099	61221	1,605	2,010		
OTHER INSURANCE	61535	19,167	20,320	26,297	26,297
MAINT-OFFICE EQUIPMNT-SERVICES	61725	1,914	1,480	1,480	1,480
MEMBERSHIPS	62020	130			
DUPLICATING SERVICES	62214	173	593	400	400
PC SOFTWARE PURCHASES	62219	1,682	1,591	1,498	1,498
POSTAGE	62221	119	170	100	100
SUPPLIES	62223	6,297	10,925	6,000	6,000
INVENTORIABLE ITEMS <5000	62226		4,576		
SOFTWARE LICENSE SERVICES	62227	317	68		
DATA PROCESSING SERVICES	62325	28,115	33,706	28,467	29,374
PROF & SPECIAL SERV-OTHER	62381		243		2,500
LEGAL NOTICES	62420		1,703		
RENTS/LEASES-STRUC IMP & GRNDS	62610	1,180	1,164	873	873
SPECIAL MISC EXPENSE-SERVICES	62856	4	242		
SUBSCRIPTIONS BOOKS & ED MATER	62890	1,199	4,169	1,350	1,350
SERV CTR POOL VEH CHARGES	62938		56		

COUNTY OF SANTA CRUZ

DETAIL OF FINANCING SOURCES AND USES
GOVERNMENTAL FUNDS
FISCAL YEAR 2022-23

BUDGET UNIT: 33/10/00 -- GENERAL SERVICES/ADMINISTRATION
FUNCTION: GENERAL GOVERNMENT
ACTIVITY: OTHER GENERAL
FUND: 10-000

Detail by Revenue and Expenditure Object		2020-21 Actuals	2021-22 Actual [x] Estimated [ ]	2022-23 Recommended Budget	2022-23 Adopted by the Board of Supervisors
TOTAL SERVICES AND SUPPLIES		**71,178**	**90,554**	**78,534**	**81,798**
OTHER CHARGES					
PRINCIPAL ON LEASE PURCHASES	74230	3,817	4,259	4,752	4,752
INTEREST ON LEASE PURCHASES	74420	1,269	828	335	335
TOTAL OTHER CHARGES		**5,086**	**5,087**	**5,087**	**5,087**
INTRAFUND TRANSFERS					
INTRA-FUND TRANSFERS-IN	95001		-5,750		
INTRA-FUND TRF-MANAGEMNT SERVS	95220	-1,125,287	-1,421,720	-1,279,154	-1,279,154
INTRA-FUND TRF IN-OTHER	95225	-5,638			
REPAIR & MAINTENANCE	95390		-4,194		
TOTAL INTRAFUND TRANSFERS		**-1,130,925**	**-1,431,664**	**-1,279,154**	**-1,279,154**
TOTAL EXPENDITURES/APPROPRIATIONS		**326,247**	**242,894**	**350,071**	**369,335**
NET COST		**267,634**	**-88,699**	**1**	**-22,921**

COUNTY OF SANTA CRUZ

DETAIL OF FINANCING SOURCES AND USES
GOVERNMENTAL FUNDS
FISCAL YEAR 2022-23

BUDGET UNIT: 33/30/00 -- GENERAL SERVICES/FACILITIES MANAGEMENT
FUNCTION: GENERAL GOVERNMENT
ACTIVITY: OTHER GENERAL
FUND: 10-000

Detail by Revenue and Expenditure Object		2020-21 Actuals	2021-22 Actual [x] Estimated [ ]	2022-23 Recommended Budget	2022-23 Adopted by the Board of Supervisors
REV FROM USE OF MONEY & PROP					
RENTS & CONCESSIONS	40440	66,270	427,464	441,217	441,217
TOTAL REV FROM USE OF MONEY & PROP		**66,270**	**427,464**	**441,217**	**441,217**
INTERGOVERNMENTAL REVENUES					
FED-CARES ACT CRF FUNDING	41148	352,386			
TOTAL INTERGOVERNMENTAL REVENUES		**352,386**	**0**	**0**	**0**
CHARGES FOR SERVICES					
OTHER CHARGES CURRENT SERVICES	42047	155,489	190,446	211,527	211,527
P G & E REBATES	42049		23		
PARKING & BIKE LOCKER FEES	42050	69,359	65,081	85,000	85,000
COUNTY OVERHEAD CHARGES	42105	816,688	958,362	958,362	60,286
CUSTODIAN SERVICES	42106	37,641	46,901	40,500	40,500
REPAIR & MAINTENANCE SERVICES	42118	65,918	464,149	155,000	155,000
UTILITIES	42126	4,154	5,042	56,700	56,700
TOTAL CHARGES FOR SERVICES		**1,149,249**	**1,730,004**	**1,507,089**	**609,013**
MISC. REVENUES					
OTHER REVENUE	42384	76,373	624,942	80,000	80,000
TOTAL MISC. REVENUES		**76,373**	**624,942**	**80,000**	**80,000**
TOTAL REVENUE		**1,644,278**	**2,782,410**	**2,028,306**	**1,130,230**
SALARIES AND EMPLOYEE BENEF					
REGULAR PAY-PERMANENT	51000	2,157,695	2,608,771	3,051,592	3,118,592
OVERTIME PAY-PERMANENT	51005	23,645	25,441	10,662	10,662
REGULAR PAY-EXTRA HELP	51010	211,243	175,587		
DIFFERENTIAL PAY	51040	145,928	134,523	117,973	117,973
OASDI-SOCIAL SECURITY	52010	188,896	219,408	239,889	239,889
PERS	52015	542,661	711,107	876,479	876,479
EMPLOYEE INSURANCE & BENEFITS	53010	708,364	707,743	786,525	786,525
UNEMPLOYMENT INSURANCE	53015		22	360	360
OTHER BENEFITS MISC	55021	1,385	3,098		
TOTAL SALARIES AND EMPLOYEE BENEF		**3,979,817**	**4,585,700**	**5,083,480**	**5,150,480**
SERVICES AND SUPPLIES					
CLOTHING & PERSONAL SUPPLIES	61110	18,874	14,218	7,220	7,220
TELECOM SERVICES	61220	41,334	68,772	50,300	53,649
JANITORIAL SERVICES	61412	-8,900			
OTHER HOUSEHOLD EXP-SERVICES	61425	148,196	114,241	95,000	95,000
MAINT-BUILDING EQMT-SERVICES	61715	398,884	269,917	216,000	223,807
MAINT-OFFICE EQUIPMNT-SERVICES	61725	532	2,112	200	200
MAINT-OTH EQUIP-SERVICES	61730	71,728	45,305	75,059	157,205
FACILITIES MNT-ELECTRICAL-SERV	61830	42,727	91,184	130,746	130,746
FACILITIES MAINT-GENERAL-SERV	61835	217,838	615,322	448,046	524,148
FACILITIES MAINT-GEN-SUPPLIES	61836		30,000	90,247	90,247
FACILITIES MAINT-PLUMBING-SERV	61840	126,994	168,469	85,000	86,642
MAINT-STRUCT/IMPS/GRDS-OTH-SRV	61845		24,940	73,364	77,464
MEMBERSHIPS	62020	9,356	8,868	9,800	9,800

COUNTY OF SANTA CRUZ

DETAIL OF FINANCING SOURCES AND USES
GOVERNMENTAL FUNDS
FISCAL YEAR 2022-23

BUDGET UNIT: 33/30/00 -- GENERAL SERVICES/FACILITIES MANAGEMENT
FUNCTION: GENERAL GOVERNMENT
ACTIVITY: OTHER GENERAL
FUND: 10-000

Detail by Revenue and Expenditure Object		2020-21 Actuals	2021-22 Actual [x] Estimated [ ]	2022-23 Recommended Budget	2022-23 Adopted by the Board of Supervisors
MISCELLANEOUS EXPENSE-SERVICES	62111	3,350	4,645	2,000	2,000
DUPLICATING SERVICES	62214	1,168	8,580	1,600	1,600
PC SOFTWARE PURCHASES	62219	24,396	23,393	24,461	24,461
POSTAGE	62221	66	272	115	115
SUPPLIES	62223	3,915	4,262	750	750
INVENTORIABLE ITEMS <5000	62226	18,421	31,608		3,598
BANKING SERVICES	62310		306		
DATA PROCESSING SERVICES	62325	46,576	222,759	49,392	50,966
DPW SERVICES-GENERAL MONEY	62330	7,929	2,701	2,500	2,500
MANAGEMENT SERVICES	62365	1,195,513	155,155	1,419,472	1,419,472
PROF & SPECIAL SERV-OTHER	62381	323,579	356,092	351,000	370,493
LEGAL NOTICES	62420	2,859	180		
RENTS/LEASES-STRUC IMP & GRNDS	62610	13,479	6,552	6,553	6,553
ADVERTISING & PROMOTION SUPP	62801	515	6,774		
BUS PASSES	62809	9,000	9,600	10,000	10,000
EDUCATION AND/OR TRAINING	62826	179	276		
SPECIAL MISC EXPENSE-SERVICES	62856	8,037	8,444	2,000	2,000
SUBSCRIPTIONS BOOKS & ED MATER	62890	299	100	250	250
EDUCATION & TRAINING(REPT)	62914				3,010
MILEAGE	62926	1,366	339	2,000	2,000
REGISTRATIONS (NON REPT)	62930	1,805	100		
SERVICE CENTER CHARGES	62935	81,022	89,823	62,276	103,258
SERVICE CENTER REPLCMT INCRMNT	62936	11,644	15,989	15,989	21,791
SERVICE CENTER DEPREC CHG	62937	14,729		23,336	29,973
SERV CTR POOL VEH CHARGES	62938	167			
640 CAPITOLA ROAD	63015	11,254	10,187	9,000	9,000
COMMUNICATIONS	63020	7,286	7,958	7,500	7,500
EMELINE ST COMPLEX	63025	228,463	292,783	225,000	225,000
FREEDOM ANNEX	63030	163,604	178,368	140,000	140,000
WESTRIDGE UTILITIES	63033		88,296	52,000	52,000
GOVERNMENT CENTER	63035	717,658	777,397	750,000	760,459
JAIL AND REHAB CTR	63040	581,854	726,961	700,000	700,000
PROBATION CENTER	63050	133,757	170,283	139,000	139,000
SERVICE CENTER	63060	5,998	7,520	4,700	4,700
2202/80 SOQUEL AVE UTILITIES	63066	785	807	800	800
UTILITIES-OTHER	63075	50,692	34,568	31,000	31,000
TOTAL SERVICES AND SUPPLIES		**4,738,928**	**4,696,426**	**5,313,676**	**5,580,377**
OTHER CHARGES					
PRINCIPAL ON LEASE PURCHASES	74230	352,713	365,586	670,931	670,931
INTEREST ON LEASE PURCHASES	74420	96,537	83,664	105,725	105,725
TOTAL OTHER CHARGES		**449,250**	**449,250**	**776,656**	**776,656**
FIXED ASSETS					
BUILDINGS AND IMPROVEMENTS	86110	220,431			
EQUIPMENT	86204	38,452			

COUNTY OF SANTA CRUZ

DETAIL OF FINANCING SOURCES AND USES
GOVERNMENTAL FUNDS
FISCAL YEAR 2022-23

BUDGET UNIT: 33/30/00 -- GENERAL SERVICES/FACILITIES MANAGEMENT
FUNCTION: GENERAL GOVERNMENT
ACTIVITY: OTHER GENERAL
FUND: 10-000

Detail by Revenue and Expenditure Object		2020-21 Actuals	2021-22 Actual [x] Estimated [ ]	2022-23 Recommended Budget	2022-23 Adopted by the Board of Supervisors
TOTAL FIXED ASSETS		**258,883**	**0**	**0**	**0**
INTRAFUND TRANSFERS					
INTRA-FUND TRANSFERS-IN	95001			7,800	7,800
INTRA-FUND TRANSFERS-OUT	95002		5,750	-7,800	-7,800
CUSTODIAL SERVICES	95100	-1,266,152	-1,453,556	-1,625,200	-1,625,200
INTRA-FD TRF IN-CO OVERHEAD	95190	741,761	882,681		-1,680,837
INTRA-FD TRF OUT-CO OVERHEAD	95191			882,701	882,701
INTRA-FUND TRF-CORRECTIONS	95200		226,972		
INTRA-FUND TRF-MANAGEMNT SERVS	95220	-305,475	674,625	-184,677	-184,677
REPAIR & MAINTENANCE	95390	-1,419,816	-1,465,947	-2,126,515	-2,126,515
UTILITIES	95575	-1,494,749	-1,499,285	-1,554,576	-1,554,576
TOTAL INTRAFUND TRANSFERS		**-3,744,431**	**-2,628,760**	**-4,608,267**	**-6,289,104**
TOTAL EXPENDITURES/APPROPRIATIONS		**5,682,447**	**7,102,616**	**6,565,545**	**5,218,409**
NET COST		**4,038,169**	**4,320,206**	**4,537,239**	**4,088,179**

COUNTY OF SANTA CRUZ

DETAIL OF FINANCING SOURCES AND USES
GOVERNMENTAL FUNDS
FISCAL YEAR 2022-23

BUDGET UNIT: 33/40/10 -- GENERAL SERVICES/PURCHASING/CENTRAL PURCHASING
FUNCTION: GENERAL GOVERNMENT
ACTIVITY: FINANCE
FUND: 10-000

Detail by Revenue and Expenditure Object		2020-21 Actuals	2021-22 Actual [x] Estimated [ ]	2022-23 Recommended Budget	2022-23 Adopted by the Board of Supervisors
CHARGES FOR SERVICES					
OTHER CHARGES CURRENT SERVICES	42047	5,812	5,962	9,500	9,500
COUNTY OVERHEAD CHARGES	42105	107,554	99,093	99,093	63,838
TOTAL CHARGES FOR SERVICES		**113,366**	**105,055**	**108,593**	**73,338**
MISC. REVENUES					
OTHER REVENUE	42384	86,381	91,197	125,000	125,000
TOTAL MISC. REVENUES		**86,381**	**91,197**	**125,000**	**125,000**
TOTAL REVENUE		**199,747**	**196,252**	**233,593**	**198,338**
SALARIES AND EMPLOYEE BENEF					
REGULAR PAY-PERMANENT	51000	186,187	162,557	260,499	266,199
OVERTIME PAY-PERMANENT	51005		397		
DIFFERENTIAL PAY	51040	2,314	338		
OASDI-SOCIAL SECURITY	52010	14,354	12,434	19,928	19,928
PERS	52015	38,225	43,480	76,847	76,847
EMPLOYEE INSURANCE & BENEFITS	53010	42,284	40,542	47,076	47,076
TOTAL SALARIES AND EMPLOYEE BENEF		**283,364**	**259,748**	**404,350**	**410,050**
SERVICES AND SUPPLIES					
TELECOM SERVICES	61220	1,706	1,986	1,920	1,894
MEMBERSHIPS	62020	166	789	260	260
DUPLICATING SERVICES	62214		34		
PC SOFTWARE PURCHASES	62219	679	869	642	642
POSTAGE	62221		1		
INVENTORIABLE ITEMS <5000	62226		5,083		
DATA PROCESSING SERVICES	62325	31,949	87,815	4,704	4,854
MANAGEMENT SERVICES	62365	74,485	16,565	113,153	113,153
LEGAL NOTICES	62420	1,639	842	300	300
RENTS/LEASES-STRUC IMP & GRNDS	62610	600	600		
EDUCATION AND/OR TRAINING	62826		500	450	450
AIR FARE	62910			590	590
LODGING	62922		335		
MEALS	62924		203	528	528
MILEAGE	62926		251		
TRAVEL-OTHER(NON-REPT)	62928		132	100	100
REGISTRATIONS (NON REPT)	62930	299	45	598	598
SERV CTR POOL VEH CHARGES	62938		375		
TOTAL SERVICES AND SUPPLIES		**111,523**	**116,425**	**123,245**	**123,369**
INTRAFUND TRANSFERS					
INTRA-FD TRF IN-CO OVERHEAD	95190	-64,040	-112,236	-112,236	-142,444
INTRA-FUND TRF-MANAGEMNT SERVS	95220	-75,306	52,162	-126,360	-126,360
TOTAL INTRAFUND TRANSFERS		**-139,346**	**-60,074**	**-238,596**	**-268,804**
TOTAL EXPENDITURES/APPROPRIATIONS		**255,541**	**316,099**	**288,999**	**264,615**
NET COST		**55,794**	**119,847**	**55,406**	**66,277**

COUNTY OF SANTA CRUZ

DETAIL OF FINANCING SOURCES AND USES
GOVERNMENTAL FUNDS
FISCAL YEAR 2022-23

BUDGET UNIT: 33/40/20 -- GENERAL SERVICES/PURCHASING/CENTRAL STORES
FUNCTION: GENERAL GOVERNMENT
ACTIVITY: OTHER GENERAL
FUND: 10-000

Detail by Revenue and Expenditure Object		2020-21 Actuals	2021-22 Actual [x] Estimated [ ]	2022-23 Recommended Budget	2022-23 Adopted by the Board of Supervisors
INTERGOVERNMENTAL REVENUES					
FED-CARES ACT CRF FUNDING	41148	14,260			
TOTAL INTERGOVERNMENTAL REVENUES		**14,260**	**0**	**0**	**0**
CHARGES FOR SERVICES					
CENTRAL SUPPLY SERVICES	42102	40,875	104,364	10,000	10,000
COUNTY OVERHEAD CHARGES	42105	17,963	11,071	11,071	-2,196
TOTAL CHARGES FOR SERVICES		**58,838**	**115,435**	**21,071**	**7,804**
MISC. REVENUES					
SALES-OTHER-TAXABLE	42334	100	42,520	25,000	25,000
OTHER REVENUE	42384		2,088		
TOTAL MISC. REVENUES		**100**	**44,608**	**25,000**	**25,000**
TOTAL REVENUE		**73,198**	**160,043**	**46,071**	**32,804**
SALARIES AND EMPLOYEE BENEF					
REGULAR PAY-PERMANENT	51000	104,738	118,655	116,195	118,695
OVERTIME PAY-PERMANENT	51005	4,582	292		
REGULAR PAY-EXTRA HELP	51010	17,594	15,426		
DIFFERENTIAL PAY	51040	2,625	1,576		
OASDI-SOCIAL SECURITY	52010	9,659	10,190	8,889	8,889
PERS	52015	25,963	31,786	34,278	34,278
EMPLOYEE INSURANCE & BENEFITS	53010	43,498	44,418	45,055	45,055
UNEMPLOYMENT INSURANCE	53015		1,731	3,684	3,684
TOTAL SALARIES AND EMPLOYEE BENEF		**208,659**	**224,074**	**208,101**	**210,601**
SERVICES AND SUPPLIES					
CLOTHING & PERSONAL SUPPLIES	61110	449	782	360	360
TELECOM SERVICES	61220	2,900	3,064	3,851	3,800
MAINT-MOBILE EQUIPMENT-SERV	61720	3,596	3,870	3,000	3,000
MAINT-OFFICE EQUIPMNT-SERVICES	61725	147	100	100	100
FACILITIES MAINT-GENERAL-SERV	61835	7,960	1,562	1,000	2,431
PC SOFTWARE PURCHASES	62219	772	382	428	428
POSTAGE	62221	1		5	5
SUPPLIES	62223	419	2,654		302
INVENTORIABLE ITEMS <5000	62226		3,744		
DATA PROCESSING SERVICES	62325	1,824	21,444	2,352	2,427
MANAGEMENT SERVICES	62365	107,454	13,804	98,944	98,944
INV MTRLS USED-CRDR-CO WAREHSE	62841		-714		
SERVICE CENTER CHARGES	62935	7,756	2,890	5,042	4,577
SERVICE CENTER REPLCMT INCRMNT	62936	116	116	116	116
SERVICE CENTER DEPREC CHG	62937	1,239			-1,240
EMELINE ST COMPLEX	63025		580		355
TOTAL SERVICES AND SUPPLIES		**134,633**	**54,278**	**115,198**	**115,605**
INTRAFUND TRANSFERS					
INTRA-FD TRF IN-CO OVERHEAD	95190	-51,322	-53,191	-53,191	-16,741
INTRA-FUND TRF-MANAGEMNT SERVS	95220		53,183		
INTRA-FUND TRF IN-OTHER	95225	-210,067	-211,824	-119,000	-119,000

COUNTY OF SANTA CRUZ

DETAIL OF FINANCING SOURCES AND USES
GOVERNMENTAL FUNDS
FISCAL YEAR 2022-23

BUDGET UNIT: 33/40/20 -- GENERAL SERVICES/PURCHASING/CENTRAL STORES
FUNCTION: GENERAL GOVERNMENT
ACTIVITY: OTHER GENERAL
FUND: 10-000

Detail by Revenue and Expenditure Object		2020-21 Actuals	2021-22 Actual [x] Estimated [ ]	2022-23 Recommended Budget	2022-23 Adopted by the Board of Supervisors
TRNSFRS OTH AGENCY DEPTS-LABOR	95555	-167,803	-102,281	-130,000	-130,000
TOTAL INTRAFUND TRANSFERS		**-429,192**	**-314,113**	**-302,191**	**-265,741**
TOTAL EXPENDITURES/APPROPRIATIONS		**-85,900**	**-35,761**	**21,108**	**60,465**
NET COST		**-159,098**	**-195,804**	**-24,963**	**27,661**

COUNTY OF SANTA CRUZ

DETAIL OF FINANCING SOURCES AND USES
GOVERNMENTAL FUNDS
FISCAL YEAR 2022-23

BUDGET UNIT: 35/00/00 -- GRAND JURY
FUNCTION: PUBLIC PROTECTION
ACTIVITY: JUDICIAL
FUND: 10-000

Detail by Revenue and Expenditure Object		2020-21 Actuals	2021-22 Actual [x] Estimated [ ]	2022-23 Recommended Budget	2022-23 Adopted by the Board of Supervisors
SERVICES AND SUPPLIES					
TELECOM SERVICES	61220	478	449	613	605
JURY AND WITNESS EXP-TYPE 3	61610	18,408	23,855	25,241	25,241
MISCELLANEOUS EXPENSE-SERVICES	62111			325	325
DUPLICATING SERVICES	62214	1,303	832	1,100	1,100
PC SOFTWARE PURCHASES	62219	258	3,887	3,782	3,782
POSTAGE	62221	10,862		4,500	4,500
SUPPLIES	62223	763	1,697	1,200	1,200
INVENTORIABLE ITEMS <5000	62226		3,473	777	777
DATA PROCESSING SERVICES	62325	5,729	4,896	2,839	2,929
PROF & SPECIAL SERV-OTHER	62381	4,888	2,400	2,000	2,000
TRAVEL-OTHER(NON-REPT)	62928	1,309	1,856	9,238	9,238
TOTAL SERVICES AND SUPPLIES		**43,998**	**43,345**	**51,615**	**51,697**
TOTAL EXPENDITURES/APPROPRIATIONS		**43,998**	**43,345**	**51,615**	**51,697**
NET COST		**43,998**	**43,345**	**51,615**	**51,697**

COUNTY OF SANTA CRUZ

DETAIL OF FINANCING SOURCES AND USES
GOVERNMENTAL FUNDS
FISCAL YEAR 2022-23

BUDGET UNIT: 36/00/00 -- HEALTH SERVICES AGENCY
FUNCTION: HEALTH AND SANITATION
ACTIVITY: HEALTH
FUND: 10-000

Detail by Revenue and Expenditure Object		2020-21 Actuals	2021-22 Actual [x] Estimated [ ]	2022-23 Recommended Budget	2022-23 Adopted by the Board of Supervisors
LICENSES, PERMITS AND FRANCHIS					
WATER WELL PERMIT-CONSTRUCTION	40252	141,648	94,054	124,099	124,099
WATER WELL PERMIT-DESTRUCTION	40254	12,886	15,948	5,000	5,000
ALTERNATIVE SEWAGE DISPOSAL	40300	115,503	284,304	200,000	240,542
AMBULANCE OPERATORS LICENSE	40302	75,000	80,000	82,000	82,000
EMPLOYEE HOUSING PERMIT	40310	9,457	9,277	16,929	11,428
FOOD PERMITS	40314	1,283,307	1,327,415	1,604,020	1,934,468
INDIV SEWAGE DISPOSAL PERMIT	40316	51,166	55,278	52,000	52,000
INDIVIDUAL WATER SYSTEM PERMIT	40318	9,492	15,600	16,000	16,000
KENNEL/PET SHOP PERMIT	40320	1,332	1,332	1,575	1,902
MONITORING WELL PERMIT	40324	4,540	4,644	921	921
OPERATING PERMITS-SEWAGE	40326	38,715	29,037	40,931	40,931
ORGANIZED CAMP PERMIT	40328	21,616	30,735	29,722	17,152
OTHER LICENSES & PERMITS	40330	46,401	50,606	64,156	64,156
PUBLIC SWIMMING POOL/SPA PERMT	40334	233,683	243,628	253,305	245,349
SEPTIC REPAIR PERMIT	40338	40,160	34,229	40,000	40,000
SEPTIC TANK REPAIRS PERMIT	40340	73,088	88,074	75,000	75,000
SEPTIC TANK UPGRADE PERMIT	40341	43,522	33,162	45,000	45,000
SMALL PUBLIC WATER SYSTEM	40342	132,628	139,182	148,254	227,178
STATE SMALL WATER SYSTEM	40344	20,004	19,490	22,981	42,180
TOTAL LICENSES, PERMITS AND FRANCHIS		**2,354,148**	**2,555,995**	**2,821,893**	**3,265,306**
FINES, FORFEITURES & ASSMNTS					
DRINKING DRIVER FINES-AB2086	40362	709	37,773	43,000	43,000
HELMET FINES-VC 21212	40365	50	11	100	100
VEHICLE CODE FINES	40370	1,193	1,079	2,000	2,000
MISCELLANEOUS FEES & FINES	40392	140,366	186,679	178,019	294,213
ENVIRONMNTL HEALTH PENALTY FEE	40416	1,000			
TOTAL FINES, FORFEITURES & ASSMNTS		**143,318**	**225,542**	**223,119**	**339,313**
REV FROM USE OF MONEY & PROP					
INTEREST	40430	94,425	99,816		
INTEREST PRIOR YEARS ADJUSTMT	40431		183		
INTEREST-NON COUNTY TREASURER	40435	2,242	556	1,599	
RENTS & CONCESSIONS	40440	479,586	431,632	419,887	419,887
STORAGE USE	40444	298	189	102	
TOTAL REV FROM USE OF MONEY & PROP		**576,551**	**532,376**	**421,588**	**419,887**
INTERGOVERNMENTAL REVENUES					
ST-MOTOR VEHIC HSA REALIGNMENT	40471	8,061,162	5,198,489	8,061,768	8,061,768
ST-IGT MEDI-CAL MANAGED CARE	40512		8,820,966		
ST-CCS ADMIN ALLOWANCE	40570	212,348	264,427	74,345	74,345
ST-CCS MEDI-CAL ADMIN ALLOWNCE	40572	839,782	963,581	1,294,574	1,294,574
ST-CALIFORNIA CHILDREN SERVICE	40582	451,983	557,959	2,012,745	2,012,745
ST-SHORT/DOYLE	40618	902,071	672,939		
ST-SHORT/DOYLE FED BLOCK GRANT	40620	382,302	350,036	659,671	777,446
ST-SHORT/DOYLE FED M/CAL	40622	5,890,429	10,580,135	11,081,983	11,081,983

COUNTY OF SANTA CRUZ

DETAIL OF FINANCING SOURCES AND USES
GOVERNMENTAL FUNDS
FISCAL YEAR 2022-23

BUDGET UNIT: 36/00/00 -- HEALTH SERVICES AGENCY
FUNCTION: HEALTH AND SANITATION
ACTIVITY: HEALTH
FUND: 10-000

Detail by Revenue and Expenditure Object		2020-21 Actuals	2021-22 Actual [x] Estimated [ ]	2022-23 Recommended Budget	2022-23 Adopted by the Board of Supervisors
ST-SHORT/DOYLE MEDICAL FED	40624	23,003,624	32,003,052	29,325,091	29,392,777
ST-SHORT/DOYLE MENTAL HEALTH	40626	17,872,642	17,410,395	22,354,092	22,600,589
ST-AB75 HEALTH EDUCATION	40660	184,120	443,541	300,000	300,000
ST-ADMIN & SERVICES	40662	32,995	-533		
ST-AIDS EPIDEMIOLOGY	40664	31,080	31,190	33,314	33,314
ST-AIDS HEALTH EDUCATION	40666	80,647	70,312	68,481	68,481
ST-AZT	40668	21,985	24,775		
ST-EMSA REVENUE	40679		58,860		
ST-IMMUNIZATION ASSISTANCE	40684	228,710	620,527	1,339,422	1,339,422
ST-OTHER HEALTH AID	40690	1,022,510	1,664,377	2,411,063	2,470,918
ST-RISK REDUCTION	40693	20,539	20,539	20,539	20,539
ST-MANDATED COST REIMBURSEMENT	40872	104,225	104,226	104,000	104,000
ST-OFFC OF TRAFFIC SAFETY GRNT	40873	262,948	303,886	514,500	546,560
ST-REALIGNMENT	40878	18,928,477	1,706,672	1,515,830	1,515,830
ST-OTHER	40894	3,897,299	7,592,633	17,307,677	18,351,057
ST-SB163 WRAPAROUND PROGRAM	40895	213,918	603,195	240,111	240,111
ST-AB118 LOCAL REV FD PROG	40902	21,815,386	24,280,212	25,438,510	25,438,510
FED-MAA/TCM MEDI-CAL ADMIN ACT	40935	4,558,002	4,420,993	6,184,253	5,976,432
FED-NON ASSTNC FOOD STMPS ADMN	40936	226,699	355,197	305,640	335,640
FED-AIDS C.A.R.E. ACT	40980	538,808	381,878	238,657	238,657
FED-DRUG BLOCK GRANT	40988	1,913,022	2,504,687	2,467,809	3,294,465
FED-HEALTH PROGRAMS	40996	3,572,819	8,402,187	6,047,164	6,047,164
FED-SAMHSA DRG FR CMM SPP(DFC)	40997	131,617	62,625		
FED-MCH BASIC GRANT	41006	246,467	302,198	272,564	272,564
FED-FEMA	41093	-152,892	-870,153		
FED-MISC GRANTS	41095	48,341	826,517	2,129,507	2,129,507
FED-OTHER	41096	4,714,265	4,817,674	3,498,219	3,498,219
FED-HUD	41106	687,878	956,415	809,750	809,750
FED-CARES ACT CRF FUNDING	41148	6,261,520			
CONTR FR OTHER GOVT AGENCIES	41150	297,588	297,588	537,814	537,814
AID FROM OTH GV-PRP 10 SC COMM	41161	24,232	33,977		
AID OTH GV-ANTI TERR APPR AUTH	41163	57,480	13,843	45,000	45,000
TOTAL INTERGOVERNMENTAL REVENUES		**127,587,028**	**136,852,017**	**146,694,093**	**148,910,181**
CHARGES FOR SERVICES					
CLEARANCE REVIEW FEES	41292	88,965	89,690	100,000	100,000
PRELIM LOT INSPECTION FEES	41330	139,762	157,459	130,000	143,514
VA FHA LOAN INSPECTION	41338	2,114	358	4,000	4,000
VIOLATION REINSPECTION	41358		840		
FISCAL SERVICE CHARGE	41428	69,271	64,182	53,288	
ESTATE FEES	41500	12,292	6,289	101,779	
DETENTION FACILITY/JAIL FEES	41521				4,964
TRAFFIC SCHOOL FEES	41542	355	35	1,015	1,015
CONDITION USE PERMIT	41606	41,939	27,950	55,000	55,000
SITE MITIGATION FEES	41615	162,519	258,754	615,103	643,482

COUNTY OF SANTA CRUZ

DETAIL OF FINANCING SOURCES AND USES
GOVERNMENTAL FUNDS
FISCAL YEAR 2022-23

BUDGET UNIT: 36/00/00 -- HEALTH SERVICES AGENCY
FUNCTION: HEALTH AND SANITATION
ACTIVITY: HEALTH
FUND: 10-000

Detail by Revenue and Expenditure Object		2020-21 Actuals	2021-22 Actual [x] Estimated [ ]	2022-23 Recommended Budget	2022-23 Adopted by the Board of Supervisors
EMERGENCY RESPONSE RECOVERY	41617			6,500	6,500
OTHER ENVIRONMENTAL SERVICES	41618	410,067	633,269	1,148,362	1,596,418
DRNKNG DRIVR 1ST OFFN-ADMN/MON	41619	23,734	16,192	28,000	28,000
HAZARDOUS MATL MGMT PLAN	41628	878,996	913,781	852,028	999,630
HAZARDOUS MAT-FAC PLAN REVIEW	41630	19,228	1,096	7,302	7,302
HAZ MAT-UNDERGROUND STOR FEE	41632	251,125	253,555	244,627	192,925
HAZARDOUS WASTE GENERATOR	41634	90,352	97,200	100,445	148,752
HAZARDOUS MATL FILE REVIEW	41636	28,007	31,389		
HEALTH FEES-OTHER	41640	26,279	22,740	22,813	31,488
MEDICAL WASTE	41658	109,238	109,111	116,679	96,198
OUTPATIENT CLINIC FEES-EPIC	41675	25,817,036	30,682,349	46,373,516	46,373,516
PATIENT REVENUE	41678	4,900,062	3,208,784	5,633,707	5,633,707
REVENUE FROM HOMELESS	41698	37,701	42,164	41,957	41,957
SB-1535 VITAL STATISTICS	41702	22,608	75	15,225	15,225
SB 612-EMS REVENUE	41704	415,881	415,561	705,590	705,590
VITAL STATISTICS	41716	169,070	249,758	167,475	184,975
DRNKNG DRVR MULT OFFN-ADMIN/MN	41805	10,397	17,711	24,000	24,000
MENTAL HEALTH IEP SERVICES-COE	41817	536,513	478,948	726,016	726,016
CALIFORNIA CHILDREN SERVICES	41830			305	305
CCS-INSURANCE & SETTLEMENTS	41832	20			
SEPT PMP-CHEM TOILT CLEAN SRVC	41860	45,900	43,350	35,754	35,754
ADMINISTRATIVE SERVICES	42010	3,066,067	2,886,737	2,983,784	2,983,784
COPY CHARGES	42020	48	43	1,320	1,320
COST RECOVERY-OTHER	42022	149,748	148,200	158,810	158,810
EXTRAORDINARY FEES	42028	15,209	23,617	3,197	
OTHER CHARGES CURRENT SERVICES	42047	270,865	428,112	359,975	359,975
OTHER NON-PROFIT FEES	42048	88,347	312,575	258,738	258,738
TOBACCO RETAIL LICENSE FEES	42065	43,029	47,106	73,686	73,686
RISK MGMT PREV PLAN	42120	15,147	16,295	17,690	89,947
TOTAL CHARGES FOR SERVICES		**37,957,891**	**41,685,275**	**61,167,686**	**61,726,493**
MISC. REVENUES					
TOBACCO INDUSTRY SETTLEMT	42310	1,065,000	1,065,000	1,065,000	1,065,000
CASH OVERAGES	42362		10		
CONTRIBUTIONS FROM OTHER FUNDS	42367	811,785	537,092	1,175,622	963,681
CONTRIBUTIONS AND DONATIONS	42372	6,530			
NSF CHECKS	42380	-1,670	-12,065	-284	-284
NSF CHECKS-RETURNED CHECK FEES	42381	200	40	2,030	2,030
OTHER REVENUE	42384	10,837,146	1,021,479	5,863,637	4,735,688
TOTAL MISC. REVENUES		**12,718,991**	**2,611,556**	**8,106,005**	**6,766,115**
OTHER FINANCING SOURCES					
OPERATING TRANSFER IN	42462	20,830,147	2,382,418		
TOTAL OTHER FINANCING SOURCES		**20,830,147**	**2,382,418**	**0**	**0**
OTHER GOVERNMENTAL UNIT REVENU					
ST TRL CRT IMPR FDGC68090/2%	42719	-32			

COUNTY OF SANTA CRUZ

DETAIL OF FINANCING SOURCES AND USES
GOVERNMENTAL FUNDS
FISCAL YEAR 2022-23

BUDGET UNIT: 36/00/00 -- HEALTH SERVICES AGENCY
FUNCTION: HEALTH AND SANITATION
ACTIVITY: HEALTH
FUND: 10-000

Detail by Revenue and Expenditure Object		2020-21 Actuals	2021-22 Actual [x] Estimated [ ]	2022-23 Recommended Budget	2022-23 Adopted by the Board of Supervisors
TOTAL OTHER GOVERNMENTAL UNIT REVENU		**-32**	**0**	**0**	**0**
TOTAL REVENUE		**202,168,042**	**186,845,179**	**219,434,384**	**221,427,295**
SALARIES AND EMPLOYEE BENEF					
REGULAR PAY-PERMANENT	51000	49,602,620	55,107,488	69,777,307	69,337,522
OVERTIME PAY-PERMANENT	51005	655,690	588,917	381,623	381,623
REGULAR PAY-EXTRA HELP	51010	3,287,492	3,023,715	1,864,437	2,895,408
DIFFERENTIAL PAY	51040	1,298,988	1,333,219	1,054,444	1,030,614
OASDI-SOCIAL SECURITY	52010	3,954,466	4,374,885	5,319,846	5,284,380
PERS	52015	11,830,283	14,764,890	19,898,632	19,761,376
EMPLOYEE INSURANCE & BENEFITS	53010	11,093,578	11,310,741	14,383,650	14,271,136
UNEMPLOYMENT INSURANCE	53015	84,043	62,507	72,906	72,234
WORKERS COMPENSATION INSURANCE	54010	1,389,016	1,220,861	1,449,224	1,435,857
OTHER BENEFITS MISC	55021	271,431	63,911		
TOTAL SALARIES AND EMPLOYEE BENEF		**83,467,607**	**91,851,134**	**114,202,069**	**114,470,150**
SERVICES AND SUPPLIES					
CLOTHING & PERSONAL SUPPLIES	61110	1,993	2,966	2,600	2,600
RADIO	61215	27,020	-24,686	1,344	38,640
TELECOM SERVICES	61220	1,011,530	1,035,310	1,020,182	1,014,800
TELEPHONE-NON TELECOM 1099	61221	540	349	875	875
FOOD	61310	65,614	5,864	11,620	11,620
OTHER HOUSEHOLD EXP-SERVICES	61425	89,050	104,767	54,400	54,400
MALPRACTICE INSURANCE	61530	511,686	427,928	556,000	556,000
OTHER INSURANCE	61535	236,398	388,311	564,825	564,825
SELF-INSURANCE SERVICES-OTHER	61550		27		
MAINT-AUDIO VISUAL EQMT-SERV	61710	62		40	40
MAINT-BUILDING EQMT-SERVICES	61715	693,295	652,716	690,416	690,416
MAINT-DATA PROCESS EQMT-SERV	61717			1,200	1,200
MAINT-MOBILE EQUIPMENT-SERV	61720		4,576	896	896
MAINT-MOBILE EQUIPMNT-SUPPLIES	61721	13			
MAINT-OFFICE EQUIPMNT-SERVICES	61725	42,140	63,838	77,226	47,980
MAINT-OTH EQUIP-SERVICES	61730	332,689	294,455	329,514	337,371
MAINT-OTH EQUIP-SUPPLIES	61731		175		
MAINT-BLDNG MODIFICATION-SERV	61815	132,742		85,000	85,000
FACILITIES MAINT-ACCESS-SERV	61825		41		
FACILITIES MAINT-GENERAL-SERV	61835	29,668	9,522	5,030	26,730
FACILITIES MAINT-GEN-SUPPLIES	61836	106,963			
MAINT-STRUCT/IMPS/GRDS-OTH-SRV	61845	9,958	86,740	530,000	531,371
MAINT-STRCT/IMPS/GRDS-OTH-SUPP	61846	10,400			
LABORATORY FEES	61915	1,487	2,122	1,500	1,500
LAB/DIAGNOSTC SVCS INTRA-AGNCY	61916	22,272	32,138	4,000	4,000
MEDICAL, DENTAL & LAB SUPPLIES	61920	531,969	100,245	149,500	149,500
OTHER MEDICAL MATERIALS & SUPP	61922	1,357,737	377,674	823,700	913,805
OXYGEN & OTHER MEDICAL GASES	61924	17,699	11,490	11,520	11,520
PHARMACY SUPPLIES	61926	367,824	637,564	502,485	502,485

COUNTY OF SANTA CRUZ

DETAIL OF FINANCING SOURCES AND USES
GOVERNMENTAL FUNDS
FISCAL YEAR 2022-23

BUDGET UNIT: 36/00/00 -- HEALTH SERVICES AGENCY
FUNCTION: HEALTH AND SANITATION
ACTIVITY: HEALTH
FUND: 10-000

Detail by Revenue and Expenditure Object		2020-21 Actuals	2021-22 Actual [x] Estimated [ ]	2022-23 Recommended Budget	2022-23 Adopted by the Board of Supervisors
PHARMACY SUPPLIES-INTRA-AGENCY	61927		400		
EMPL CERTIFICATES & LICENSES	62010	30,208	37,029	60,396	60,396
MEMBERSHIPS	62020	74,100	150,184	108,733	104,838
MISCELLANEOUS EXPENSE-SERVICES	62111	26,043	47,807	57,307	57,307
SERV & SUPP-OTHER SERVICES	62135	767		500	500
SERV & SUPP-OTHER SUPPLIES	62136	54,576	6,239		
DUPLICATING SERVICES	62214	32,731	15,651	54,022	53,917
BOOKS	62215	3,867	2,665	3,882	3,882
FORMS-FROM OUTSIDE VENDOR	62216		244	3,000	3,000
MISC NONINVENTORIABLE ITEMS	62217	3,475	3,114		7,429
PAPER	62218	22			
PC SOFTWARE PURCHASES	62219	53,967	70,431	199,367	197,869
PHOTO COPY/PRINTER SUPPLIES	62220	834	252	100	100
POSTAGE	62221	45,040	37,496	40,402	35,677
SUBSCRIPTIONS/PERIODICALS	62222	2,260	2,163	360	360
SUPPLIES	62223	445,734	423,265	1,231,400	1,235,600
INVENTORIABLE ITEMS <5000	62226	806,040	332,208	311,108	370,631
SOFTWARE LICENSE SERVICES	62227	11,226	55,517	14,842	12,742
SAFETY SUPPLIES	62228	2,105	-1,082	4,075	4,075
ACCOUNTING AND AUDITING FEES	62301	87,401			
BANKING SERVICES	62310	6,238	5,969	5,500	250
CUSTODIAL SERVICES	62321	832,436	814,507	850,000	850,000
DATA PROCESSING SERVICES	62325	2,062,434	2,575,581	2,380,032	2,437,351
DATA PROCESSING PRINTING	62326			500	500
DPW SERVICES-GENERAL MONEY	62330	23,098	2,035	1,000	1,000
FIRE PREVENTION SERVICES	62343		308		
HEALTH CARE SVCS-INTRA-AGENCY	62346	63,605	80,770	64,820	64,820
HSA-INTERDEPARTMENT	62350			502,539	502,539
HOSPITAL SVCS-INTERDEPARTMENT	62352	5,067	9,716		
LAB & DIAGNOSTIC SVCS-OUTSIDE	62357	2,588,648	-111,758	137,250	140,894
LEGAL FEES	62359		77		
LEGAL SERVICES	62360		30		
MANAGEMENT SERVICES	62365	200	159		
MEDICAL SERVICES-OTHER	62367	24,236,346	29,239,908	35,655,332	36,112,998
PHYSICIAN SERVICES	62374	1,755,685	1,987,368	1,644,000	1,644,000
PATIENT TRANSPORTATION	62377	317,407	294,132	415,521	415,521
PERSONNEL SERVICES	62378	590,531	585,098	607,027	607,027
PROF & SPECIAL SERV-OTHER	62381	22,439,263	18,143,057	24,714,493	26,797,688
PROFICIENCY TESTING	62382	6,162	6,093	8,108	8,108
PROBATION SERVICES	62383	131,711	68,673	170,909	170,909
REHABILITATION EXPENSE	62390		1,839		
SHERIFF SERVICES	62393		86	1,680	
TEMPORARY CONTRACT SERVICES	62395			4,000	4,000
UNEMPLOYMENT INSURANCE CLAIMS	62397			4,406	4,406

COUNTY OF SANTA CRUZ

DETAIL OF FINANCING SOURCES AND USES
GOVERNMENTAL FUNDS
FISCAL YEAR 2022-23

BUDGET UNIT: 36/00/00 -- HEALTH SERVICES AGENCY
FUNCTION: HEALTH AND SANITATION
ACTIVITY: HEALTH
FUND: 10-000

Detail by Revenue and Expenditure Object		2020-21 Actuals	2021-22 Actual [x] Estimated [ ]	2022-23 Recommended Budget	2022-23 Adopted by the Board of Supervisors
PUBLICATION PRINTING COSTS	62415	26,318	3,156	6,250	12,000
LEGAL NOTICES	62420			500	500
EQUIPMENT LEASE & RENT	62500	31,203	29,238	51,375	51,375
RENTS/LEASES-STRUC IMP & GRNDS	62610	814,598	124,510	250,302	250,302
SMALL TOOLS & INSTRUMENTS	62715	17,691	-994	5,600	5,600
ADVERTISING & PROMOTION SUPP	62801	63,705	73,488	60,519	65,079
BUS PASSES	62809	11,850	5,909	16,330	16,330
DISTRICT ATTORNEY SPECIAL	62821		5,000		
EDUCATION AND/OR TRAINING	62826	100,320	28,478	152,789	152,789
ELECTION EXPENSE-OTHER	62827	42			
ELECTION OFFICERS	62828		179		
FINGERPRINT PROCESSING	62833		134		
SPECIAL MISC EXPENSE-SERVICES	62856	267,887	120,637	65,830	65,830
SPECIAL MISC EXPENSE-SUPPLIES	62857	31,362	35,312	29,000	29,000
PHOTO SUPPLIES	62865		684		
PREVENTION PROGRAM	62866	231,655	508,013	333,917	339,212
PRINTING MATERIALS	62867	8,350	5,401		
RECREATION & THERAPY SUPPLIES	62873	9,962	5,757	14,100	14,100
SECURITY SERVICES	62880	430,703	200,714	225,766	225,766
SUBSCRIPTIONS BOOKS & ED MATER	62890	1,226	2,799	13,922	13,817
AIR FARE	62910		9,242	28,690	28,690
AUTO RENTALS	62912			1,060	1,060
EDUCATION & TRAINING(REPT)	62914	819,065	-223,624	157,300	157,300
GAS, OIL, FUEL	62920		243	220	220
LODGING	62922	30,576	14,570	65,691	64,116
MEALS	62924	32,183	5,554	36,756	35,181
MILEAGE	62926	53,985	67,233	308,740	302,440
TRAVEL-OTHER(NON-REPT)	62928	7,199	2,144	20,545	20,935
REGISTRATIONS (NON REPT)	62930	23,171	62,244	92,720	91,145
SERVICE CENTER CHARGES	62935	81,778	102,984	170,184	169,134
SERVICE CENTER REPLCMT INCRMNT	62936		1,629	1,629	1,629
SERVICE CENTER DEPREC CHG	62937	34,830		14,406	14,406
SERV CTR POOL VEH CHARGES	62938	11,867	44,422	25,594	25,594
WASTE DISPOSAL	63010		45	500	500
SANITATION SERVICES	63011	8,829	17,714		
UTILITIES	63070		6,567		
UTILITIES-OTHER	63075	307,534	363,426	400,000	400,000
OUTSIDE EXPENSE MEDICAL CARE	64026	3,985,277	3,495,324	4,294,350	4,294,350
OUTSIDE HOSPITAL EXPENSE	64027	16,559,383	20,750,891	17,576,554	17,668,129
OUTSIDE PHYSICIANS	64028	255,881	255,561	400,000	400,000
TOTAL SERVICES AND SUPPLIES		**86,598,406**	**85,225,947**	**99,501,623**	**102,374,437**
OTHER CHARGES					
AID TO MENTALLY ILL 1099	74004	2,668,148	2,070,710	70,000	70,000
OTHER CHARGES-MISC	74065	8,597,557	10,628,668	9,866,794	9,866,794

COUNTY OF SANTA CRUZ

DETAIL OF FINANCING SOURCES AND USES
GOVERNMENTAL FUNDS
FISCAL YEAR 2022-23

BUDGET UNIT: 36/00/00 -- HEALTH SERVICES AGENCY
FUNCTION: HEALTH AND SANITATION
ACTIVITY: HEALTH
FUND: 10-000

Detail by Revenue and Expenditure Object		2020-21 Actuals	2021-22 Actual [x] Estimated [ ]	2022-23 Recommended Budget	2022-23 Adopted by the Board of Supervisors
PRINCIPAL ON LEASE PURCHASES	74230	3,465	982	4,000	4,000
PRINCIPAL ON ROU LEASES	74231		164,899		
INTEREST ON LEASE PURCHASES	74420	445	32	1,200	1,200
INTEREST ON ROU LEASES	74421		57,832		
ALLOW FOR SPCE COST CNTY BLDGS	74912			525,400	525,400
UNCOLLECTIBLE ACCOUNTS-EXPENSE	75000	-267,939	-46,708		
CITY OF WATSONVILLE	75220		46		
CONTRIB TO OTH AGENCS-CCS REF	75228	46,241	26,880	1,506,000	1,506,000
CONTRIB TO OTHER AGENCIES-OTH	75230	1,565,577	644,517	1,922,703	1,922,703
CONTRIB TO TRUST/AGENCY FUND	75233		80,027		
TRUST FUND DISBURSEMENTS	75294		5,713,317		
COUNTY OVERHEAD A87/CP	75315	4,166,440	4,614,947	5,822,041	5,822,044
HSA COST ALLOCATION-ADMIN	75330	8,708,095	12,615,095	14,999,848	14,999,848
HSA COST ALLOCATION-COMBINED	75331	2,723,389	3,361,962	3,838,586	3,838,586
TOTAL OTHER CHARGES		**28,211,418**	**39,933,206**	**38,556,572**	**38,556,575**
FIXED ASSETS					
BUILDINGS AND IMPROVEMENTS	86110		22,889	634,673	701,145
EQUIPMENT	86204		5,541	25,000	44,000
MEDICAL EQUIPMENT	86208	46,890			
OFFICE EQUIPMENT	86210	19			2,673
FIELD EQUIPMENT	86219		33,132		41,869
MEDICAL EQUIPMENT	86221		105,193	259,200	296,595
TOTAL FIXED ASSETS		**46,909**	**166,755**	**918,873**	**1,086,282**
OTHER FINANCING USES					
OPERATING TRANSFERS OUT	90000	28,914,388	429,591	191,000	832,970
OPER TRF OUT-REALIGNMENT	90001	10,443,580	2,382,418		
OPER TRF OUT-ST HOSP OFFSET	90002	1,766,077		297,019	297,019
OPER TRF OUT-TO PLANT FUND	90040	2,833,551	1,479,882	2,500,000	2,500,000
TOTAL OTHER FINANCING USES		**43,957,596**	**4,291,891**	**2,988,019**	**3,629,989**
INTRAFUND TRANSFERS					
INTRA-FUND TRANSFERS-IN	95001		-35,563,506	-6,330,213	-7,583,716
INTRA-FUND TRANSFERS-OUT	95002		35,648,757	8,712,631	8,712,631
CUSTODIAL SERVICES	95100		184,135		
INTRA-FUND TRF-CORRECTIONS	95200	-1,203,284	-502,647	-576,742	-576,742
INTRA-FUND TRF-HSD OVERHEAD	95205	-2,113,246	-2,330,716	-2,401,824	-2,608,458
INTRA-FUND TRF-HSA	95206		-60,148		822,224
INTRA-FUND TRF-JV HLL MED CARE	95211	-341,049	-360,272	-341,049	-341,049
INTRA-FUND TRF-MANAGEMNT SERVS	95220	-2,243,169	-1,621,350	-2,500,210	-2,500,210
INTRA-FUND TRF IN-OTHER	95225	-88,287	226,940	-660,091	-660,091
INTRA-FUND TRF OUT-OTHER	95226		113,575		
INTRA-FUND TRF-PERSONNEL	95227			378,028	378,028
INTRA-FUND TRF-PROBATION	95228	-1,018,935	-1,022,127	-1,283,777	-1,283,777
INTRA-FUND TRF-PUBLIC HEALTH	95229	-5,340	-10,808	-20,000	-20,000
REPAIR & MAINTENANCE	95390		319,406		

COUNTY OF SANTA CRUZ

DETAIL OF FINANCING SOURCES AND USES
GOVERNMENTAL FUNDS
FISCAL YEAR 2022-23

BUDGET UNIT: 36/00/00 -- HEALTH SERVICES AGENCY
FUNCTION: HEALTH AND SANITATION
ACTIVITY: HEALTH
FUND: 10-000

Detail by Revenue and Expenditure Object		2020-21 Actuals	2021-22 Actual [x] Estimated [ ]	2022-23 Recommended Budget	2022-23 Adopted by the Board of Supervisors
TRNSFRS OTH AGENCY DEPTS-LABOR	95555	-73,774	-142,540	-99,375	-99,375
TRNSFRS OTH AGENCY DEPTS-SVCS	95560	-11,431,484	-15,977,056	-18,838,434	-18,838,434
TOTAL INTRAFUND TRANSFERS		**-18,518,568**	**-21,098,357**	**-23,961,056**	**-24,598,969**
TOTAL EXPENDITURES/APPROPRIATIONS		**223,763,368**	**200,370,576**	**232,206,100**	**235,518,464**
NET COST		**21,595,326**	**13,525,397**	**12,771,716**	**14,091,169**

COUNTY OF SANTA CRUZ

DETAIL OF FINANCING SOURCES AND USES
GOVERNMENTAL FUNDS
FISCAL YEAR 2022-23

BUDGET UNIT: 39/10/20 -- HUMAN SERVICES DEPT/HUMAN SERVICES DEPT/HOMELESS ASST PROGRAMS (FIT)
FUNCTION: PUBLIC ASSISTANCE
ACTIVITY: GENERAL RELIEF
FUND: 10-000

Detail by Revenue and Expenditure Object		2020-21 Actuals	2021-22 Actual [x] Estimated [ ]	2022-23 Recommended Budget	2022-23 Adopted by the Board of Supervisors
REV FROM USE OF MONEY & PROP					
INTEREST	40430	3,996	9,522		
TOTAL REV FROM USE OF MONEY & PROP		**3,996**	**9,522**	**0**	**0**
INTERGOVERNMENTAL REVENUES					
ST-HOUSING	40867		4,015,221	6,864,719	7,517,738
FED-HUD	41106	349,631	396,993	558,075	558,075
FED-FROM OTHER GOVT AGENCIES	41130		8,102,041		2,075,354
AID FROM OTH GOV-CITIES	41156	49,805			
TOTAL INTERGOVERNMENTAL REVENUES		**399,436**	**12,514,255**	**7,422,794**	**10,151,167**
CHARGES FOR SERVICES					
COST RECOVERY-OTHER	42022		56,410	381,422	396,052
TOTAL CHARGES FOR SERVICES		**0**	**56,410**	**381,422**	**396,052**
MISC. REVENUES					
CONTRIBUTIONS FROM OTHER FUNDS	42367	492,217	1,566,742		
OTHER REVENUE	42384	25,909	238		
TOTAL MISC. REVENUES		**518,126**	**1,566,980**	**0**	**0**
OTHER FINANCING SOURCES					
OPERATING TRANSFER IN	42462	321,120	-5,206		
TOTAL OTHER FINANCING SOURCES		**321,120**	**-5,206**	**0**	**0**
TOTAL REVENUE		**1,242,678**	**14,141,961**	**7,804,216**	**10,547,219**
SALARIES AND EMPLOYEE BENEF					
REGULAR PAY-PERMANENT	51000	630,933	1,102,038	1,967,822	2,160,923
REGULAR PAY-EXTRA HELP	51010	56,190	81,916		
DIFFERENTIAL PAY	51040	17,129	8,474	2,808	2,808
OASDI-SOCIAL SECURITY	52010	52,193	86,328	146,660	157,176
PERS	52015	158,031	290,183	573,381	612,820
EMPLOYEE INSURANCE & BENEFITS	53010	77,770	199,705	308,083	319,118
TOTAL SALARIES AND EMPLOYEE BENEF		**992,246**	**1,768,644**	**2,998,754**	**3,252,845**
SERVICES AND SUPPLIES					
TELECOM SERVICES	61220		111		
PC SOFTWARE PURCHASES	62219		4,177		
DATA PROCESSING SERVICES	62325		3,671		12,263
PROF & SPECIAL SERV-OTHER	62381	652,348	9,499,477	11,293,336	13,793,926
AIR FARE	62910		937		
LODGING	62922		538		
MEALS	62924		138		
MILEAGE	62926			1,000	1,000
REGISTRATIONS (NON REPT)	62930	414		10,000	10,000
TOTAL SERVICES AND SUPPLIES		**652,762**	**9,509,049**	**11,304,336**	**13,817,189**
OTHER CHARGES					
TRUST FUND DISBURSEMENTS	75294		-1		
TOTAL OTHER CHARGES		**0**	**-1**	**0**	**0**
INTRAFUND TRANSFERS					
INTRA-FUND TRANSFERS-IN	95001		-779,160	-3,010,114	-3,214,455

COUNTY OF SANTA CRUZ

DETAIL OF FINANCING SOURCES AND USES
GOVERNMENTAL FUNDS
FISCAL YEAR 2022-23

BUDGET UNIT: 39/10/20 -- HUMAN SERVICES DEPT/HUMAN SERVICES DEPT/HOMELESS ASST PROGRAMS (FIT)
FUNCTION: PUBLIC ASSISTANCE
ACTIVITY: GENERAL RELIEF
FUND: 10-000

Detail by Revenue and Expenditure Object		2020-21 Actuals	2021-22 Actual [x] Estimated [ ]	2022-23 Recommended Budget	2022-23 Adopted by the Board of Supervisors
INTRA-FUND TRANSFERS-OUT	95002		7,084,871		
INTRA-FUND TRF-HSD OVERHEAD	95205				192,663
INTRA-FUND TRF IN-OTHER	95225		-486,871		
TOTAL INTRAFUND TRANSFERS		**0**	**5,818,840**	**-3,010,114**	**-3,021,792**
TOTAL EXPENDITURES/APPROPRIATIONS		**1,645,008**	**17,096,532**	**11,292,976**	**14,048,242**
NET COST		**402,330**	**2,954,571**	**3,488,760**	**3,501,023**

COUNTY OF SANTA CRUZ

DETAIL OF FINANCING SOURCES AND USES
GOVERNMENTAL FUNDS
FISCAL YEAR 2022-23

BUDGET UNIT: 39/10/30 -- HUMAN SERVICES DEPT/HUMAN SERVICES DEPT/SHELTER AND CARE
FUNCTION: PUBLIC ASSISTANCE
ACTIVITY: GENERAL RELIEF
FUND: 10-000

Detail by Revenue and Expenditure Object		2020-21 Actuals	2021-22 Actual [x] Estimated [ ]	2022-23 Recommended Budget	2022-23 Adopted by the Board of Supervisors
INTERGOVERNMENTAL REVENUES					
ST-NATURAL DISASTER ASSISTANCE	40810	508,667	306,800		654,789
FED-FEMA	41093	5,319,357	3,455,195		
FED-CARES ACT CRF FUNDING	41148	5,296,733			
TOTAL INTERGOVERNMENTAL REVENUES		**11,124,757**	**3,761,995**	**0**	**654,789**
MISC. REVENUES					
CONTRIBUTIONS-OTHER	42371	56,062			
TOTAL MISC. REVENUES		**56,062**	**0**	**0**	**0**
TOTAL REVENUE		**11,180,819**	**3,761,995**	**0**	**654,789**
SALARIES AND EMPLOYEE BENEF					
REGULAR PAY-PERMANENT	51000	1,339,462	2,248,098		
OVERTIME PAY-PERMANENT	51005	620,195	386,404		
REGULAR PAY-EXTRA HELP	51010	5,694,757	1,540,953		
DIFFERENTIAL PAY	51040	852,883	348,440		
OASDI-SOCIAL SECURITY	52010	650,607	341,330		
PERS	52015	413,230	643,750		
EMPLOYEE INSURANCE & BENEFITS	53010	281,696	596,733		
TOTAL SALARIES AND EMPLOYEE BENEF		**9,852,830**	**6,105,708**	**0**	**0**
SERVICES AND SUPPLIES					
TELECOM SERVICES	61220	16,617	19,158		6,862
FOOD	61310	18,200,788	3,325,492		2,250
JURY AND WITNESS EXP-TYPE 3	61610	113,400			
FACILITIES MAINT-GENERAL-SERV	61835		180,249		
MAINT-STRUCT/IMPS/GRDS-OTH-SRV	61845	142,499	1,270,709		1,000,000
SUPPLIES	62223	343,604	96,444		
CUSTODIAL SERVICES	62321	357,272	368,956		
DPW SERVICES-GENERAL MONEY	62330	6,207	17,690		
PROF & SPECIAL SERV-OTHER	62381	3,334,622	3,514,762		622
RENTS/LEASES-STRUC IMP & GRNDS	62610	7,470,611	6,667,674		94,580
SECURITY SERVICES	62880	2,154,579	1,734,340		
GAS, OIL, FUEL	62920	128	336		
MILEAGE	62926	36			
SERVICE CENTER CHARGES	62935	42,200	50,727		
SERV CTR POOL VEH CHARGES	62938	15,832	134,731		
UTILITIES	63070	186,445	266,925		
TOTAL SERVICES AND SUPPLIES		**32,384,840**	**17,648,193**	**0**	**1,104,314**
FIXED ASSETS					
BUILDINGS AND IMPROVEMENTS	86110	170,904			
TOTAL FIXED ASSETS		**170,904**	**0**	**0**	**0**
INTRAFUND TRANSFERS					
INTRA-FUND TRANSFERS-IN	95001		-7,084,634		-442,663
INTRA-FUND TRANSFERS-OUT	95002		1		
TOTAL INTRAFUND TRANSFERS		**0**	**-7,084,633**	**0**	**-442,663**

COUNTY OF SANTA CRUZ

DETAIL OF FINANCING SOURCES AND USES
GOVERNMENTAL FUNDS
FISCAL YEAR 2022-23

BUDGET UNIT: 39/10/30 -- HUMAN SERVICES DEPT/HUMAN SERVICES DEPT/SHELTER AND CARE
FUNCTION: PUBLIC ASSISTANCE
ACTIVITY: GENERAL RELIEF
FUND: 10-000

Detail by Revenue and Expenditure Object	2020-21 Actuals	2021-22 Actual [x] Estimated [ ]	2022-23 Recommended Budget	2022-23 Adopted by the Board of Supervisors
TOTAL EXPENDITURES/APPROPRIATIONS	**42,408,574**	**16,669,268**	**0**	**661,651**
NET COST	**31,227,755**	**12,907,273**	**0**	**6,862**

COUNTY OF SANTA CRUZ

DETAIL OF FINANCING SOURCES AND USES
GOVERNMENTAL FUNDS
FISCAL YEAR 2022-23

BUDGET UNIT: 39/10/50 -- HUMAN SERVICES DEPT/HUMAN SERVICES DEPT/SCZ COMPLEX FIRE SHELTERS
FUNCTION: PUBLIC ASSISTANCE
ACTIVITY: GENERAL RELIEF
FUND: 10-000

Detail by Revenue and Expenditure Object		2020-21 Actuals	2021-22 Actual [x] Estimated [ ]	2022-23 Recommended Budget	2022-23 Adopted by the Board of Supervisors
INTERGOVERNMENTAL REVENUES					
FED-FEMA	41093		173,409		
TOTAL INTERGOVERNMENTAL REVENUES		**0**	**173,409**	**0**	**0**
TOTAL REVENUE		**0**	**173,409**	**0**	**0**
SALARIES AND EMPLOYEE BENEF					
REGULAR PAY-PERMANENT	51000	2,159	-101		
OVERTIME PAY-PERMANENT	51005	42,957			
REGULAR PAY-EXTRA HELP	51010	228,754	-221		
DIFFERENTIAL PAY	51040	33,881	-37		
OASDI-SOCIAL SECURITY	52010	22,552	-27		
PERS	52015	5,529			
TOTAL SALARIES AND EMPLOYEE BENEF		**335,832**	**-386**	**0**	**0**
SERVICES AND SUPPLIES					
FOOD	61310	862,127			
MAINT-STRUCT/IMPS/GRDS-OTH-SRV	61845	41,378			
SERV & SUPP-OTHER SUPPLIES	62136	2,930			
SUPPLIES	62223	71,008			
CUSTODIAL SERVICES	62321	204,674			
PROF & SPECIAL SERV-OTHER	62381	498,814	15,141		
RENTS/LEASES-STRUC IMP & GRNDS	62610	186,051			
SECURITY SERVICES	62880	215,713			
GAS, OIL, FUEL	62920	91			
LODGING	62922	1,184			
MEALS	62924	4,812			
MILEAGE	62926	93			
UTILITIES	63070	39,571			
TOTAL SERVICES AND SUPPLIES		**2,128,446**	**15,141**	**0**	**0**
TOTAL EXPENDITURES/APPROPRIATIONS		**2,464,278**	**14,755**	**0**	**0**
NET COST		**2,464,278**	**-158,654**	**0**	**0**

COUNTY OF SANTA CRUZ

DETAIL OF FINANCING SOURCES AND USES
GOVERNMENTAL FUNDS
FISCAL YEAR 2022-23

BUDGET UNIT: 39/10/60 -- HUMAN SERVICES DEPT/HUMAN SERVICES DEPT/WORKFORCE INVESTMT BD SUPPORT
FUNCTION: PUBLIC ASSISTANCE
ACTIVITY: ADMINISTRATION
FUND: 10-000

Detail by Revenue and Expenditure Object		2020-21 Actuals	2021-22 Actual [x] Estimated [ ]	2022-23 Recommended Budget	2022-23 Adopted by the Board of Supervisors
INTERGOVERNMENTAL REVENUES					
FED-WIB WORK INVEST ADMIN	40943	3,564,995	3,671,852	4,621,432	4,621,432
FED-CARES ACT CRF FUNDING	41148	1,368,870			
AID FROM OTH GOV-COUNTIES	41157	21,507			
TOTAL INTERGOVERNMENTAL REVENUES		**4,955,372**	**3,671,852**	**4,621,432**	**4,621,432**
TOTAL REVENUE		**4,955,372**	**3,671,852**	**4,621,432**	**4,621,432**
SALARIES AND EMPLOYEE BENEF					
REGULAR PAY-PERMANENT	51000	684,430	687,770	762,204	762,204
OVERTIME PAY-PERMANENT	51005	1,479			
REGULAR PAY-EXTRA HELP	51010		26,810	59,810	59,810
DIFFERENTIAL PAY	51040		990		
OASDI-SOCIAL SECURITY	52010	50,120	53,094	61,484	61,484
PERS	52015	139,276	173,294	213,728	213,728
EMPLOYEE INSURANCE & BENEFITS	53010	91,497	93,853	103,955	103,955
OTHER BENEFITS MISC	55021	2,349	1,580		
TOTAL SALARIES AND EMPLOYEE BENEF		**969,151**	**1,037,391**	**1,201,181**	**1,201,181**
SERVICES AND SUPPLIES					
MEMBERSHIPS	62020	6,425	6,425	7,220	7,220
DUPLICATING SERVICES	62214		149	500	500
PC SOFTWARE PURCHASES	62219	2,706	2,681	3,000	3,000
POSTAGE	62221		32	50	50
SUPPLIES	62223		1,629	500	500
HSD OVERHEAD	62353	203,521	-2,182		
PROF & SPECIAL SERV-OTHER	62381	289,532	379,041	438,723	438,723
LEGAL NOTICES	62420			1,000	1,000
RENTS/LEASES-STRUC IMP & GRNDS	62610			4,500	4,500
ADVERTISING & PROMOTION SUPP	62801	1,000		1,000	1,000
SUBSCRIPTIONS BOOKS & ED MATER	62890	306	338	200	200
AIR FARE	62910	666	714	4,500	4,500
EDUCATION & TRAINING(REPT)	62914	6,138		12,500	12,500
LODGING	62922		612	10,287	10,287
MEALS	62924		188	1,787	1,787
MILEAGE	62926			6,109	6,109
TRAVEL-OTHER(NON-REPT)	62928			1,717	1,717
REGISTRATIONS (NON REPT)	62930	1,325	3,097	10,300	10,300
TOTAL SERVICES AND SUPPLIES		**511,619**	**392,724**	**503,893**	**503,893**
OTHER CHARGES					
CONTRIB TO OTHER AGENCIES-OTH	75231	1,368,871			
HRS-TRAINING & PLACEMENT	75247	1,503,950	1,510,250	1,789,000	1,789,000
HSD INDIVIDUAL REFERRAL	75248	578,504	457,816	710,948	710,948
SERVICES FOR CLIENTS	75288	13,342	18,722	40,138	40,138
TOTAL OTHER CHARGES		**3,464,667**	**1,986,788**	**2,540,086**	**2,540,086**
INTRAFUND TRANSFERS					
INTRA-FUND TRF-HSD OVERHEAD	95205		240,793	276,272	276,272

COUNTY OF SANTA CRUZ

DETAIL OF FINANCING SOURCES AND USES
GOVERNMENTAL FUNDS
FISCAL YEAR 2022-23

BUDGET UNIT: 39/10/60 -- HUMAN SERVICES DEPT/HUMAN SERVICES DEPT/WORKFORCE INVESTMT BD SUPPORT
FUNCTION: PUBLIC ASSISTANCE
ACTIVITY: ADMINISTRATION
FUND: 10-000

Detail by Revenue and Expenditure Object		2020-21 Actuals	2021-22 Actual [x] Estimated [ ]	2022-23 Recommended Budget	2022-23 Adopted by the Board of Supervisors
INTRA-FUND TRF IN-OTHER	95225	9,937	14,156	100,000	100,000
TOTAL INTRAFUND TRANSFERS		**9,937**	**254,949**	**376,272**	**376,272**
TOTAL EXPENDITURES/APPROPRIATIONS		**4,955,374**	**3,671,852**	**4,621,432**	**4,621,432**
NET COST		**2**	**0**	**0**	**0**

COUNTY OF SANTA CRUZ

DETAIL OF FINANCING SOURCES AND USES
GOVERNMENTAL FUNDS
FISCAL YEAR 2022-23

BUDGET UNIT: 39/20/10 -- HUMAN SERVICES DEPT/SOCIAL SERVICES (WELFARE)/SOCIAL SERVICES ADMINISTRATION
FUNCTION: PUBLIC ASSISTANCE
ACTIVITY: ADMINISTRATION
FUND: 10-000

Detail by Revenue and Expenditure Object		2020-21 Actuals	2021-22 Actual [x] Estimated [ ]	2022-23 Recommended Budget	2022-23 Adopted by the Board of Supervisors
INTERGOVERNMENTAL REVENUES					
ST-MOTOR VEHIC HSA REALIGNMENT	40471		1,032,537		
ST-CALWIN ADMIN	40501	805,972	852,310	569,009	569,009
ST-PUBLIC AUTHORITY ADMIN	40505	1,589,859	1,563,625	1,729,074	1,729,074
ST-ADOPTION	40510	224,342	65,967		
ST-AFDC	40516	-222,636	-68,110		
ST-CHILD WELFARE SERVICES	40520	3,539,496	2,509,658	1,893,474	2,091,572
ST-FOSTER FAMILY HOME LICENSNG	40528	32,448	3		
ST-GAIN	40530	3,078,214	3,251,878	3,479,065	3,479,065
ST-IN HOME SUPPORTIVE SERVICES	40532	2,691,151	2,701,786	2,771,218	2,771,218
ST-MEDI-CAL	40534	19,928,189	20,665,563	21,393,317	21,393,317
ST-NON ASSISTANCE FOOD STAMPS	40536	5,920,922	6,931,908	6,216,334	6,330,752
ST-REVENUE OFFSET FOR UNCOLL	40550	-80,232	-6,256		
ST-COMMUNITY SVCS BLOCK GRANT	40654	380,128	740,123	930,108	1,092,712
ST-REALIGNMENT	40878		9,119,467	9,923,661	9,923,661
ST-AB118 LOCAL REV FD PROG	40902	9,237,810	11,405,542	8,943,181	8,943,181
FED-ADOPTIONS ADMIN	40920	751,596	817,752	865,292	865,292
FED-AFDC ADMIN	40922	95	101		
FED-CALWIN ADMIN	40923	175,909	241,434	759,047	759,047
FED-CHILD WELFARE SRVCS ADMIN	40924	6,264,207	7,720,662	9,746,341	9,746,341
FED-FAMILY PRESERVATIONS-ADMN	40927	269,679	219,066	269,310	269,310
FED-FOOD STMP EMPL & TRNG ADMN	40928	273,942	460,775	535,115	753,446
FD-TTL XX FOR CWS & FC AST ADM	40929	205,889	235,644	222,785	222,785
FED-FOSTER FAMILY LICNSNG ADMN	40930	11,149	13,824	8,646	8,646
FED-GAIN ADMIN	40932	18,608,814	18,026,205	19,963,668	19,963,668
FED-MAA/TCM MEDI-CAL ADMIN ACT	40935	259,525	87,833	36,000	36,000
FED-NON ASSTNC FOOD STMPS ADMN	40936	6,649,872	7,989,565	11,660,452	11,660,452
FED-PUBLIC AUTHORITY ADMIN	40939	2,122,773	2,235,411	1,959,464	1,959,464
FED-CSBG CM SRV BLCK GRNT-ADMN	40942	1,717,125	1,812,072	2,365,385	2,400,962
FED-REV OFFSET FOR UNCOLLCTBLE	40945	-140,662	-57,739		
FED-IHSS IN HOME SUPP SERV	40955	3,654,473	3,439,964	3,745,002	3,745,002
AID FROM OTH GOV-CITIES	41156	10,000			
AID FROM OTH GOV-LCL HSNG AUTH	41160	5,832			
AID FROM OTH GV-PRP 10 SC COMM	41161	343,461	333,896	455,972	455,972
TOTAL INTERGOVERNMENTAL REVENUES		**88,309,342**	**104,342,466**	**110,440,920**	**111,169,948**
CHARGES FOR SERVICES					
OTHER CHARGES CURRENT SERVICES	42047			33,049	33,049
TOTAL CHARGES FOR SERVICES		**0**	**0**	**33,049**	**33,049**
MISC. REVENUES					
NSF CHECKS	42380	-2,581			
OTHER REVENUE	42384	72,028	96,223	275,627	387,293
TOTAL MISC. REVENUES		**69,447**	**96,223**	**275,627**	**387,293**
OTHER FINANCING SOURCES					
OPERATING TRANSFER IN	42462	13,230,655			

COUNTY OF SANTA CRUZ

DETAIL OF FINANCING SOURCES AND USES
GOVERNMENTAL FUNDS
FISCAL YEAR 2022-23

BUDGET UNIT: 39/20/10 -- HUMAN SERVICES DEPT/SOCIAL SERVICES (WELFARE)/SOCIAL SERVICES ADMINISTRATION
FUNCTION: PUBLIC ASSISTANCE
ACTIVITY: ADMINISTRATION
FUND: 10-000

Detail by Revenue and Expenditure Object		2020-21 Actuals	2021-22 Actual [x] Estimated [ ]	2022-23 Recommended Budget	2022-23 Adopted by the Board of Supervisors
TOTAL OTHER FINANCING SOURCES		**13,230,655**	**0**	**0**	**0**
TOTAL REVENUE		**101,609,444**	**104,438,689**	**110,749,596**	**111,590,290**
SALARIES AND EMPLOYEE BENEF					
REGULAR PAY-PERMANENT	51000	34,532,674	37,037,172	43,262,710	43,572,630
OVERTIME PAY-PERMANENT	51005	1,215,517	894,383		
REGULAR PAY-EXTRA HELP	51010	341,300	416,094		
DIFFERENTIAL PAY	51040	925,940	971,046	1,345,789	1,345,789
OASDI-SOCIAL SECURITY	52010	2,750,743	2,929,034	3,387,368	3,411,076
PERS	52015	8,572,007	10,084,731	13,022,492	13,111,408
EMPLOYEE INSURANCE & BENEFITS	53010	9,300,904	9,404,010	10,333,444	10,381,104
UNEMPLOYMENT INSURANCE	53015	78,144	80,280	90,066	90,066
WORKERS COMPENSATION INSURANCE	54010	1,545,125	1,569,346	1,614,059	1,614,059
OTHER BENEFITS MISC	55021	3,466	315		
TOTAL SALARIES AND EMPLOYEE BENEF		**59,265,820**	**63,386,411**	**73,055,928**	**73,526,132**
SERVICES AND SUPPLIES					
RADIO	61215	6,813	5,374	5,374	5,174
TELECOM SERVICES	61220	821,866	1,025,664	1,023,765	1,010,093
JANITORIAL SERVICES	61412		39,104		
OTHER INSURANCE	61535	125,327	134,952	180,287	180,287
JURY AND WITNESS EXPENSE-OTHER	61616			1,300	1,300
MAINT-OFFICE EQUIPMNT-SERVICES	61725	150,484	132,027	145,755	145,755
MAINT-STRUCT/IMPS/GRDS-OTH-SRV	61845	-6,799	59,543	58,800	58,800
EMPL CERTIFICATES & LICENSES	62010		375		
MEMBERSHIPS	62020	86,469	89,468	97,667	97,667
MISCELLANEOUS EXPENSE-SERVICES	62111	1,750		2,500	2,500
DUPLICATING SERVICES	62214	156,206	151,989	206,000	206,000
PC SOFTWARE PURCHASES	62219	919,365	820,411	1,063,784	1,064,784
POSTAGE	62221	324,524	338,258	339,950	339,950
SUPPLIES	62223	174,199	140,864	246,912	213,912
INVENTORIABLE ITEMS <5000	62226	258,486	951,006	134,147	134,147
ACCOUNTING AND AUDITING FEES	62301	23,581	206	24,200	
COUNTY COUNSEL	62318	620,202	620,000	620,000	
CUSTODIAL SERVICES	62321	24,948	26,995	31,560	31,560
DATA PROCESSING SERVICES	62325	2,215,070	2,707,048	2,663,662	2,753,681
DPW SERVICES-GENERAL MONEY	62330	31,594	207	2,000	
HSA-INTERDEPARTMENT	62350	2,226,727	448,049	2,509,924	
MEDICAL SERVICES	62366	152,527	142,588	298,000	298,000
PERSONNEL SERVICES	62378	473,820	489,440	506,295	222,483
PROF & SPECIAL SERV-OTHER	62381	2,388,412	2,741,864	4,832,837	5,317,425
LEGAL NOTICES	62420	2,253	2,543	7,000	7,000
RENTS/LEASES-STRUC IMP & GRNDS	62610	2,405,978	564,999	1,617,221	1,569,705
ADVERTISING & PROMOTION SUPP	62801	30,732	56,818	69,629	9,629
SPECIAL MISC EXPENSE-SERVICES	62856	432,438	213,629	258,312	456,493
PHOTO SUPPLIES	62865			200	200

COUNTY OF SANTA CRUZ

DETAIL OF FINANCING SOURCES AND USES
GOVERNMENTAL FUNDS
FISCAL YEAR 2022-23

BUDGET UNIT: 39/20/10 -- HUMAN SERVICES DEPT/SOCIAL SERVICES (WELFARE)/SOCIAL SERVICES ADMINISTRATION
FUNCTION: PUBLIC ASSISTANCE
ACTIVITY: ADMINISTRATION
FUND: 10-000

Detail by Revenue and Expenditure Object		2020-21 Actuals	2021-22 Actual [x] Estimated [ ]	2022-23 Recommended Budget	2022-23 Adopted by the Board of Supervisors
SECURITY SERVICES	62880	222,710	174,064	221,200	221,200
CHILD PROTECTION-NON REPT	62882	118,289	104,844	100,863	100,863
CHILD PROTECTION-ORIGINAL	62885	4,070,291	4,404,877	5,719,826	5,899,595
SUBSCRIPTIONS BOOKS & ED MATER	62890	1,722	1,396	2,865	2,865
AIR FARE	62910	13,640	4,428	16,878	16,878
AUTO RENTALS	62912	1,488	801	1,353	1,353
EDUCATION & TRAINING(REPT)	62914	21,214	38,611	47,101	47,101
GAS, OIL, FUEL	62920	233	434	320	320
LODGING	62922	3,495	8,705	47,663	47,663
MEALS	62924	4,051	4,828	30,066	30,066
MILEAGE	62926	21,081	30,220	117,318	117,318
TRAVEL-OTHER(NON-REPT)	62928	1,308	848	6,507	6,507
REGISTRATIONS (NON REPT)	62930	21,776	30,140	47,151	47,151
SERVICE CENTER CHARGES	62935	61,112	46,870	66,194	
SERV CTR POOL VEH CHARGES	62938	894	2,182	31,628	
UTILITIES	63070	225,024	281,647	231,697	231,697
TOTAL SERVICES AND SUPPLIES		**18,835,300**	**17,038,316**	**23,635,711**	**20,897,122**
OTHER CHARGES					
IHSS PROGRAM	74045	127,375	77,925	63,390	63,390
PUBLIC AUTHORITY	74074	2,672,157	2,782,968	2,890,869	2,890,869
PRINCIPAL ON LEASE PURCHASES	74230	7,050	938	13,500	13,500
PRINCIPAL ON ROU LEASES	74231		1,067,190		
INTEREST ON LEASE PURCHASES	74420	1,353	37	4,800	4,800
INTEREST ON ROU LEASES	74421		302,040		
CHILD CARE	75218	1,624,430	1,668,372	2,096,911	2,096,911
SUPPORTIVE SERVICES 1099	75291	7,900,746	6,380,092	7,047,174	7,055,182
COUNTY OVERHEAD A87/CP	75315	2,672,922	2,894,710	2,894,710	2,365,158
TOTAL OTHER CHARGES		**15,006,033**	**15,174,272**	**15,011,354**	**14,489,810**
FIXED ASSETS					
EQUIPMENT	86204	17,954	490,410	118,000	118,000
TOTAL FIXED ASSETS		**17,954**	**490,410**	**118,000**	**118,000**
OTHER FINANCING USES					
OPERATING TRANSFERS OUT	90000	321,120	91,706		34,500
OPER TRF OUT-TO PLANT FUND	90040			750,000	750,000
TOTAL OTHER FINANCING USES		**321,120**	**91,706**	**750,000**	**784,500**
INTRAFUND TRANSFERS					
INTRA-FUND TRANSFERS-IN	95001		-53,626		
INTRA-FUND TRANSFERS-OUT	95002		774,586	1,383,939	2,572,616
CUSTODIAL SERVICES	95100		120,846	483,384	483,384
INTRA-FUND TRF-HSD OVERHEAD	95205	-203,521	-238,611	-276,272	-276,272
INTRA-FUND TRF-HSA	95206		1,812,914		2,059,924
INTRA-FUND TRF OUT-OTHER	95226		37,123		
REPAIR & MAINTENANCE	95390		90,913	363,652	363,652
TOTAL INTRAFUND TRANSFERS		**-203,521**	**2,544,145**	**1,954,703**	**5,203,304**

COUNTY OF SANTA CRUZ

DETAIL OF FINANCING SOURCES AND USES
GOVERNMENTAL FUNDS
FISCAL YEAR 2022-23

BUDGET UNIT: 39/20/10 -- HUMAN SERVICES DEPT/SOCIAL SERVICES (WELFARE)/SOCIAL SERVICES ADMINISTRATION
FUNCTION: PUBLIC ASSISTANCE
ACTIVITY: ADMINISTRATION
FUND: 10-000

Detail by Revenue and Expenditure Object	2020-21 Actuals	2021-22 Actual [x] Estimated [ ]	2022-23 Recommended Budget	2022-23 Adopted by the Board of Supervisors
TOTAL EXPENDITURES/APPROPRIATIONS	**93,242,706**	**98,725,260**	**114,525,696**	**115,018,868**
NET COST	**-8,366,738**	**-5,713,429**	**3,776,100**	**3,428,578**

COUNTY OF SANTA CRUZ

DETAIL OF FINANCING SOURCES AND USES
GOVERNMENTAL FUNDS
FISCAL YEAR 2022-23

BUDGET UNIT: 39/20/20 -- HUMAN SERVICES DEPT/SOCIAL SERVICES (WELFARE)/CATEGORICAL AIDS
FUNCTION: PUBLIC ASSISTANCE
ACTIVITY: AID PROGRAMS
FUND: 10-000

Detail by Revenue and Expenditure Object		2020-21 Actuals	2021-22 Actual [x] Estimated [ ]	2022-23 Recommended Budget	2022-23 Adopted by the Board of Supervisors
LICENSES, PERMITS AND FRANCHIS					
ALTERNATIVE SEWAGE DISPOSAL	40300		329		
OTHER LICENSES & PERMITS	40330	35,619	204,158		15,000
TOTAL LICENSES, PERMITS AND FRANCHIS		**35,619**	**204,487**	**0**	**15,000**
REV FROM USE OF MONEY & PROP					
INTEREST	40430	62,295	40,144		
TOTAL REV FROM USE OF MONEY & PROP		**62,295**	**40,144**	**0**	**0**
INTERGOVERNMENTAL REVENUES					
ST-CCR Recon Adjustments	40511	-173,286	132,849	-800,129	-800,129
ST-AFDC - FG&U	40518	4,315,112	4,263,868	4,189,346	4,189,346
ST-CWKS MOE REV	40859		4,861,177	4,401,319	4,401,319
ST-REALIGNMENT	40878		2,174,918	2,174,918	2,174,918
ST-TO LOCAL AGENCIES	40884				17,810
ST-AB118 LOCAL REV FD PROG	40902	7,062,731	5,898,702	6,762,580	6,762,580
FED-ADOPTIONS ASSISTANCE PROGR	40950	4,947,903	5,052,609	4,689,977	4,689,977
FED-AFDC	40952	2,760,879	3,377,252	4,943,830	4,943,830
FED-FOSTER CARE	40964	1,344,568	980,017	1,137,469	1,137,469
FED-REFUGEE CASH	40968	861	5,616	13,478	13,478
TOTAL INTERGOVERNMENTAL REVENUES		**20,258,768**	**26,747,008**	**27,512,788**	**27,530,598**
CHARGES FOR SERVICES					
VITAL STATISTICS	41716		13,820		
COST RECOVERY-OTHER	42022	137,292	127,811	112,573	112,573
TOTAL CHARGES FOR SERVICES		**137,292**	**141,631**	**112,573**	**112,573**
MISC. REVENUES					
OTHER REVENUE	42384				7,025
TOTAL MISC. REVENUES		**0**	**0**	**0**	**7,025**
OTHER FINANCING SOURCES					
OPER TRNSFR IN-CWKS ST MOE REV	42461	4,856,619			
OPERATING TRANSFER IN	42462	2,174,918			
TOTAL OTHER FINANCING SOURCES		**7,031,537**	**0**	**0**	**0**
TOTAL REVENUE		**27,525,511**	**27,133,270**	**27,625,361**	**27,665,196**
OTHER CHARGES					
ADOPTIONS	74000	10,056,452	10,107,237	10,622,607	10,622,607
AID TO FAMILIES W/ DEPEN CHILD	74003	11,101,085	11,550,186	12,911,449	12,911,449
APPROVED RELATIVE CAREGVR-ARC	74008	127,958	183,097	153,994	153,994
FOSTER CARE & JUVENLE INSTITUT	74032	5,834,378	4,813,085	5,518,523	5,518,523
IHSS-ADMIN - MOE	74046	8,856,439	9,786,120	10,471,564	10,471,564
KINGAP PROGRAM	74049	604,949	543,704	636,036	636,036
REFUGEE CASH ASSISTANCE	74080	861	5,616	13,478	13,478
STATE UTILITY ASSIST SUBSIDY	74084	102,587	70,344	174,877	174,877
WORK INCENT NUTRIT SUP WOMENS	74096	64,828	74,856	71,210	71,210
HSD-CLEARING & CONT ACCTS	75325	13,221,106	12,167,349		
HSD-CLEARING REPLENISHMENTS	75326	-13,226,911	-12,124,868		
TOTAL OTHER CHARGES		**36,743,732**	**37,176,726**	**40,573,738**	**40,573,738**

COUNTY OF SANTA CRUZ

DETAIL OF FINANCING SOURCES AND USES
GOVERNMENTAL FUNDS
FISCAL YEAR 2022-23

BUDGET UNIT: 39/20/20 -- HUMAN SERVICES DEPT/SOCIAL SERVICES (WELFARE)/CATEGORICAL AIDS
FUNCTION: PUBLIC ASSISTANCE
ACTIVITY: AID PROGRAMS
FUND: 10-000

Detail by Revenue and Expenditure Object		2020-21 Actuals	2021-22 Actual [x] Estimated [ ]	2022-23 Recommended Budget	2022-23 Adopted by the Board of Supervisors
INTRAFUND TRANSFERS					
INTRA-FUND TRANSFERS-IN	95001		7,846		
INTRA-FUND TRANSFERS-OUT	95002		36,322		39,835
INTRA-FUND TRF-HSA	95206		66,000		
TOTAL INTRAFUND TRANSFERS		**0**	**110,168**	**0**	**39,835**
TOTAL EXPENDITURES/APPROPRIATIONS		**36,743,732**	**37,286,894**	**40,573,738**	**40,613,573**
NET COST		**9,218,221**	**10,153,624**	**12,948,377**	**12,948,377**

COUNTY OF SANTA CRUZ

DETAIL OF FINANCING SOURCES AND USES
GOVERNMENTAL FUNDS
FISCAL YEAR 2022-23

BUDGET UNIT: 39/20/30 -- HUMAN SERVICES DEPT/SOCIAL SERVICES (WELFARE)/GENERAL ASSISTANCE
FUNCTION: PUBLIC ASSISTANCE
ACTIVITY: GENERAL RELIEF
FUND: 10-000

Detail by Revenue and Expenditure Object		2020-21 Actuals	2021-22 Actual [x] Estimated [ ]	2022-23 Recommended Budget	2022-23 Adopted by the Board of Supervisors
LICENSES, PERMITS AND FRANCHIS					
CHILD CARE DEVELOPER FEES	40258	3,579	35,706		23,373
TOTAL LICENSES, PERMITS AND FRANCHIS		**3,579**	**35,706**	**0**	**23,373**
REV FROM USE OF MONEY & PROP					
INTEREST	40430	767	607		
TOTAL REV FROM USE OF MONEY & PROP		**767**	**607**	**0**	**0**
TOTAL REVENUE		**4,346**	**36,313**	**0**	**23,373**
SERVICES AND SUPPLIES					
LEGAL FEES	62359			1,000	1,000
TOTAL SERVICES AND SUPPLIES		**0**	**0**	**1,000**	**1,000**
OTHER CHARGES					
GENERAL ASSISTANCE	74035	1,444,001	972,334	1,227,081	1,227,081
REPAYMENTS TO GENERAL ASSISTNC	74081	-94,894	-112,221	-153,992	-153,992
TOTAL OTHER CHARGES		**1,349,107**	**860,113**	**1,073,089**	**1,073,089**
INTRAFUND TRANSFERS					
INTRA-FUND TRF OUT-OTHER	95226		227		
TOTAL INTRAFUND TRANSFERS		**0**	**227**	**0**	**0**
TOTAL EXPENDITURES/APPROPRIATIONS		**1,349,107**	**860,340**	**1,074,089**	**1,074,089**
NET COST		**1,344,761**	**824,027**	**1,074,089**	**1,050,716**

COUNTY OF SANTA CRUZ

DETAIL OF FINANCING SOURCES AND USES
GOVERNMENTAL FUNDS
FISCAL YEAR 2022-23

BUDGET UNIT: 39/20/40 -- HUMAN SERVICES DEPT/SOCIAL SERVICES (WELFARE)/FAMILY RELATIONS
FUNCTION: PUBLIC ASSISTANCE
ACTIVITY: ADMINISTRATION
FUND: 10-000

Detail by Revenue and Expenditure Object		2020-21 Actuals	2021-22 Actual [x] Estimated [ ]	2022-23 Recommended Budget	2022-23 Adopted by the Board of Supervisors
LICENSES, PERMITS AND FRANCHIS					
DOMESTIC VIOLENCE MARRIAGE LIC	40308	73,051	56,266		47,000
OTHER LICENSES & PERMITS	40330	15,000			
TOTAL LICENSES, PERMITS AND FRANCHIS		**88,051**	**56,266**	**0**	**47,000**
INTERGOVERNMENTAL REVENUES					
ST-TO LOCAL AGENCIES	40884	17,810			
TOTAL INTERGOVERNMENTAL REVENUES		**17,810**	**0**	**0**	**0**
MISC. REVENUES					
CONTRIBUTIONS FROM OTHER FUNDS	42367	126,000	100,000	100,000	100,000
CONTRIBUTIONS-OTHER	42371	18,480			
OTHER REVENUE	42384	7,024			
TOTAL MISC. REVENUES		**151,504**	**100,000**	**100,000**	**100,000**
TOTAL REVENUE		**257,365**	**156,266**	**100,000**	**147,000**
SERVICES AND SUPPLIES					
HSA-INTERDEPARTMENT	62350	7,024	1,756	7,025	
PROF & SPECIAL SERV-OTHER	62381	126,000	100,000	100,000	100,000
TOTAL SERVICES AND SUPPLIES		**133,024**	**101,756**	**107,025**	**100,000**
OTHER CHARGES					
DOMES VIOLNCE MARRIAGE LIC FEE	74021	47,000	47,000	57,000	47,000
CHILD ABUSE PREVENTION COUNCIL	75217	32,810	32,810	32,810	32,810
CONTRIB TO OTH AGENCIES-GRANTS	75229	18,480			
TOTAL OTHER CHARGES		**98,290**	**79,810**	**89,810**	**79,810**
INTRAFUND TRANSFERS					
INTRA-FUND TRANSFERS-IN	95001		-77,917	-96,835	-86,835
INTRA-FUND TRANSFERS-OUT	95002		38,083		47,000
INTRA-FUND TRF-HSA	95206		5,268		7,025
TOTAL INTRAFUND TRANSFERS		**0**	**-34,566**	**-96,835**	**-32,810**
TOTAL EXPENDITURES/APPROPRIATIONS		**231,314**	**147,000**	**100,000**	**147,000**
NET COST		**-26,051**	**-9,266**	**0**	**0**

COUNTY OF SANTA CRUZ

DETAIL OF FINANCING SOURCES AND USES
GOVERNMENTAL FUNDS
FISCAL YEAR 2022-23

BUDGET UNIT: 39/30/00 -- HUMAN SERVICES DEPT/VETERAN'S SERVICES OFFICER
FUNCTION: PUBLIC ASSISTANCE
ACTIVITY: VETERANS SERVICES
FUND: 10-000

Detail by Revenue and Expenditure Object		2020-21 Actuals	2021-22 Actual [x] Estimated [ ]	2022-23 Recommended Budget	2022-23 Adopted by the Board of Supervisors
INTERGOVERNMENTAL REVENUES					
ST-MEDI-CAL	40534	5,179	7,128	5,747	5,747
ST-VETERAN'S AFFAIRS	40820	111,540	106,656	123,652	133,652
TOTAL INTERGOVERNMENTAL REVENUES		**116,719**	**113,784**	**129,399**	**139,399**
TOTAL REVENUE		**116,719**	**113,784**	**129,399**	**139,399**
SALARIES AND EMPLOYEE BENEF					
REGULAR PAY-PERMANENT	51000	306,671	343,281	353,579	353,579
DIFFERENTIAL PAY	51040	4,769	5,192	5,187	5,187
OASDI-SOCIAL SECURITY	52010	24,207	27,010	27,446	27,446
PERS	52015	76,437	94,052	105,794	105,794
EMPLOYEE INSURANCE & BENEFITS	53010	75,680	77,012	81,285	81,285
TOTAL SALARIES AND EMPLOYEE BENEF		**487,764**	**546,547**	**573,291**	**573,291**
SERVICES AND SUPPLIES					
TELECOM SERVICES	61220	6,280	8,862	8,100	7,992
MAINT-OFFICE EQUIPMNT-SERVICES	61725	84	51	300	300
MAINT-STRUCT/IMPS/GRDS-OTH-SRV	61845			500	500
MEMBERSHIPS	62020	4,000	3,000	2,000	2,000
DUPLICATING SERVICES	62214			600	600
POSTAGE	62221			1,500	1,500
SUPPLIES	62223	2,967	1,775	4,500	4,500
INVENTORIABLE ITEMS <5000	62226	4,608			
CUSTODIAL SERVICES	62321	4,620	4,565	4,620	4,620
PROF & SPECIAL SERV-OTHER	62381	31,316	51,657	61,350	71,350
RENTS/LEASES-STRUC IMP & GRNDS	62610			100	100
SPECIAL MISC EXPENSE-SERVICES	62856	3,850	5,005	5,880	5,880
SECURITY SERVICES	62880	254	283	500	500
SUBSCRIPTIONS BOOKS & ED MATER	62890			200	200
AIR FARE	62910			800	800
LODGING	62922		431	4,400	4,400
MEALS	62924		417	1,900	1,900
MILEAGE	62926	51	503	1,900	1,900
TRAVEL-OTHER(NON-REPT)	62928		48	10	10
REGISTRATIONS (NON REPT)	62930	320	2,465	1,800	1,800
UTILITIES	63070	1,876	-3,000	3,000	3,000
TOTAL SERVICES AND SUPPLIES		**60,226**	**76,062**	**103,960**	**113,852**
OTHER CHARGES					
PRINCIPAL ON LEASE PURCHASES	74230			950	950
INTEREST ON LEASE PURCHASES	74420			350	350
TOTAL OTHER CHARGES		**0**	**0**	**1,300**	**1,300**
TOTAL EXPENDITURES/APPROPRIATIONS		**547,990**	**622,609**	**678,551**	**688,443**
NET COST		**431,271**	**508,825**	**549,152**	**549,044**

COUNTY OF SANTA CRUZ

DETAIL OF FINANCING SOURCES AND USES
GOVERNMENTAL FUNDS
FISCAL YEAR 2022-23

BUDGET UNIT: 39/40/00 -- HUMAN SERVICES DEPT/PUBLIC GUARDIAN
FUNCTION: PUBLIC PROTECTION
ACTIVITY: OTHER PROTECTION
FUND: 10-000

Detail by Revenue and Expenditure Object		2020-21 Actuals	2021-22 Actual [x] Estimated [ ]	2022-23 Recommended Budget	2022-23 Adopted by the Board of Supervisors
REV FROM USE OF MONEY & PROP					
STORAGE USE	40444				102
TOTAL REV FROM USE OF MONEY & PROP		**0**	**0**	**0**	**102**
INTERGOVERNMENTAL REVENUES					
FED-MAA/TCM MEDI-CAL ADMIN ACT	40935				209,420
TOTAL INTERGOVERNMENTAL REVENUES		**0**	**0**	**0**	**209,420**
CHARGES FOR SERVICES					
FISCAL SERVICE CHARGE	41428				53,288
ESTATE FEES	41500				101,779
EXTRAORDINARY FEES	42028				3,197
TOTAL CHARGES FOR SERVICES		**0**	**0**	**0**	**158,264**
TOTAL REVENUE		**0**	**0**	**0**	**367,786**
SALARIES AND EMPLOYEE BENEF					
REGULAR PAY-PERMANENT	51000				668,728
DIFFERENTIAL PAY	51040				23,830
OASDI-SOCIAL SECURITY	52010				52,979
PERS	52015				204,304
EMPLOYEE INSURANCE & BENEFITS	53010				133,499
UNEMPLOYMENT INSURANCE	53015				672
WORKERS COMPENSATION INSURANCE	54010				13,367
TOTAL SALARIES AND EMPLOYEE BENEF		**0**	**0**	**0**	**1,097,379**
SERVICES AND SUPPLIES					
TELECOM SERVICES	61220				9,324
MAINT-OFFICE EQUIPMNT-SERVICES	61725				29,246
MEMBERSHIPS	62020				3,895
DUPLICATING SERVICES	62214				105
PC SOFTWARE PURCHASES	62219				1,498
POSTAGE	62221				4,725
SUPPLIES	62223				1,000
SOFTWARE LICENSE SERVICES	62227				2,100
BANKING SERVICES	62310				5,250
DATA PROCESSING SERVICES	62325				21,168
PROF & SPECIAL SERV-OTHER	62381				250
SHERIFF SERVICES	62393				1,680
SUBSCRIPTIONS BOOKS & ED MATER	62890				105
LODGING	62922				1,575
MEALS	62924				1,575
MILEAGE	62926				6,300
TRAVEL-OTHER(NON-REPT)	62928				210
REGISTRATIONS (NON REPT)	62930				1,575
SERVICE CENTER CHARGES	62935				1,050
TOTAL SERVICES AND SUPPLIES		**0**	**0**	**0**	**92,631**
INTRAFUND TRANSFERS					
INTRA-FUND TRF-HSA	95206				-822,224

COUNTY OF SANTA CRUZ

DETAIL OF FINANCING SOURCES AND USES
GOVERNMENTAL FUNDS
FISCAL YEAR 2022-23

BUDGET UNIT: 39/40/00 -- HUMAN SERVICES DEPT/PUBLIC GUARDIAN
FUNCTION: PUBLIC PROTECTION
ACTIVITY: OTHER PROTECTION
FUND: 10-000

Detail by Revenue and Expenditure Object	2020-21 Actuals	2021-22 Actual [x] Estimated [ ]	2022-23 Recommended Budget	2022-23 Adopted by the Board of Supervisors
TOTAL INTRAFUND TRANSFERS	**0**	**0**	**0**	**-822,224**
TOTAL EXPENDITURES/APPROPRIATIONS	**0**	**0**	**0**	**367,786**
NET COST	**0**	**0**	**0**	**0**

COUNTY OF SANTA CRUZ

DETAIL OF FINANCING SOURCES AND USES
GOVERNMENTAL FUNDS
FISCAL YEAR 2022-23

BUDGET UNIT: 39/50/00 -- HUMAN SERVICES DEPT/COMMUNITY SERVICES
FUNCTION: PUBLIC ASSISTANCE
ACTIVITY: ADMINISTRATION
FUND: 10-000

Detail by Revenue and Expenditure Object		2020-21 Actuals	2021-22 Actual [x] Estimated [ ]	2022-23 Recommended Budget	2022-23 Adopted by the Board of Supervisors
INTERGOVERNMENTAL REVENUES					
CONTR FR OTHER GOVT AGENCIES	41150				1,080,000
TOTAL INTERGOVERNMENTAL REVENUES		**0**	**0**	**0**	**1,080,000**
TOTAL REVENUE		**0**	**0**	**0**	**1,080,000**
OTHER CHARGES					
BARRIOS UNIDOS	74010	22,500	25,000		
CENTRAL COAST YMCA	74015	15,300	17,000		
COMMUNITY BRIDGES	74016	1,014,300	1,127,000		
COURT APPOINTED SPECIAL ADV	74017	76,500	85,000		
DIENTES COMMNTY DENTAL CLINIC	74020	129,600	144,000		
SECOND HARVEST FOOD BANK	74031	79,200	88,000		
HOMELESS SERVICES CENTER	74047	128,539	148,000		
PAJARO VALLEY USD	74070	38,700	43,000		
PLANNED PARENTHOOD MAR MONTE	74072	60,300	67,000		
ENCOMPASS COMMUNITY SERVICES	74082	222,300	163,545	74,900	74,900
SALUD PARA LA GENTE	74085	180,000	200,000		
SENIORS COUNCIL	74087	131,400	146,000		
VOLUNTEER CENTER	74092	89,100	99,000		
MONARCH SERVICES	74093	117,000	130,000		
SC COMMUNITY HEALTH CENTERS	74094	122,400	136,000		
BIG BROTHERS/BIG SISTERS	74095	49,500	55,000		
GREY BEARS	75215	85,500	95,000		
COMMUNITY ACTION BOARD	75224	384,300	427,000		
CONTRIB TO OTHER AGENCIES-OTH	75230	137,500	136,375	4,799,000	6,379,000
CA RURAL LEGAL ASSISTANCE	75255	18,000	20,000		
ADVOCACY, INC	75267	39,600	44,000		
PACIFIC PRESCHOOL	75270	17,100	19,000		
PAJARO VALLEY CHILDREN'S CENTR	75271	22,500	25,000		
PARENTS CENTER	75272	17,000	17,000		
FAMILY SERVICE AGENCY	75285	108,900	121,000		
SENIOR NETWORK SERVICES	75287	18,000	20,000		
SENIOR CITIZENS ORG SLV	75289	13,500	15,000		
CABRILLO STROKE CENTER	75290	26,100	29,000		
SENIOR CITIZENS LEGAL SERVICE	75292	42,300	47,000		
SC TODDLER CARE CENTER	75293	33,300	37,000		
YWCA WATSONVILLE	75395	18,000	20,000		
ARTS COUNCIL SC	75601	23,400	26,000		
BOYS & GIRLS CLUB SC	75602	22,500	25,000		
CABRILLO COMMUNITY COLLEGE	75603	36,900	41,000		
DIVERSITY CENTER	75604	13,500	15,000		
FAMILIES IN TRANSITION	75605	49,500	55,000		
JANUS OF SC	75606	18,000	20,000		
MENTAL HEALTH CLIENT ACTION NE	75607	40,500	45,000		
NATIONAL ALLIANCE FOR MENTAL I	75608	21,600	24,000		

COUNTY OF SANTA CRUZ

DETAIL OF FINANCING SOURCES AND USES
GOVERNMENTAL FUNDS
FISCAL YEAR 2022-23

BUDGET UNIT: 39/50/00 -- HUMAN SERVICES DEPT/COMMUNITY SERVICES
FUNCTION: PUBLIC ASSISTANCE
ACTIVITY: ADMINISTRATION
FUND: 10-000

Detail by Revenue and Expenditure Object		2020-21 Actuals	2021-22 Actual [x] Estimated [ ]	2022-23 Recommended Budget	2022-23 Adopted by the Board of Supervisors
NEW LIFE COMMUNITY SERVICES	75609	54,000	60,000		
PAJARO VALLEY PREVENTION	75610	191,700	213,000		
VISTA CENTER FOR THE BLIND	75611	13,500	15,000		
WALNUT AVE WOMENS CENTER	75612	25,200	28,000		
TOTAL OTHER CHARGES		**3,968,539**	**4,312,920**	**4,873,900**	**6,453,900**
TOTAL EXPENDITURES/APPROPRIATIONS		**3,968,539**	**4,312,920**	**4,873,900**	**6,453,900**
NET COST		**3,968,539**	**4,312,920**	**4,873,900**	**5,373,900**

COUNTY OF SANTA CRUZ

DETAIL OF FINANCING SOURCES AND USES
GOVERNMENTAL FUNDS
FISCAL YEAR 2022-23

BUDGET UNIT: 43/00/00 -- TECHNICAL RADIO SERVICE 2006
FUNCTION: GENERAL GOVERNMENT
ACTIVITY: COMMUNICATIONS
FUND: 10-000

Detail by Revenue and Expenditure Object		2020-21 Actuals	2021-22 Actual [x] Estimated [ ]	2022-23 Recommended Budget	2022-23 Adopted by the Board of Supervisors
REV FROM USE OF MONEY & PROP					
RENTS & CONCESSIONS	40440	49,082	49,610	33,000	33,000
TOTAL REV FROM USE OF MONEY & PROP		**49,082**	**49,610**	**33,000**	**33,000**
CHARGES FOR SERVICES					
RADIO SERVICES	41232	373,986	578,354	472,552	472,552
COUNTY OVERHEAD CHARGES	42105	119,158	338,575	338,575	29,074
TOTAL CHARGES FOR SERVICES		**493,144**	**916,929**	**811,127**	**501,626**
TOTAL REVENUE		**542,226**	**966,539**	**844,127**	**534,626**
SALARIES AND EMPLOYEE BENEF					
REGULAR PAY-PERMANENT	51000	469,077	476,204	532,231	532,231
OVERTIME PAY-PERMANENT	51005	338	53	10,314	10,314
DIFFERENTIAL PAY	51040	19,388	21,800	27,088	27,088
OASDI-SOCIAL SECURITY	52010	37,313	37,885	43,576	43,576
PERS	52015	114,155	124,654	152,938	152,938
EMPLOYEE INSURANCE & BENEFITS	53010	155,228	148,424	161,034	161,034
UNEMPLOYMENT INSURANCE	53015	2,227			
WORKERS COMPENSATION INSURANCE	54010	32,603	26,787	26,786	26,786
TOTAL SALARIES AND EMPLOYEE BENEF		**830,329**	**835,807**	**953,967**	**953,967**
SERVICES AND SUPPLIES					
CLOTHING & PERSONAL SUPPLIES	61110	767	540	900	900
TELECOM SERVICES	61220	99,153	126,261	139,200	96,691
MAINT-OTH EQUIP-SUPPLIES	61731	74,751	56,963	193,250	193,250
PC SOFTWARE PURCHASES	62219	1,609	1,609	2,526	2,526
SUPPLIES	62223	2,758	7,163	15,500	15,500
INVENTORIABLE ITEMS <5000	62226	8,815	890,962	12,000	18,994
DATA PROCESSING SERVICES	62325			16,464	16,989
MANAGEMENT SERVICES	62365	30,000	15,000	30,000	30,000
PROF & SPECIAL SERV-OTHER	62381		197,405	234,973	234,973
RENTS/LEASES-STRUC IMP & GRNDS	62610	68,584	58,897	74,100	74,100
ADVERTISING & PROMOTION SUPP	62801		1,253		
SPECIAL MISC EXPENSE-SERVICES	62856	2,724	2,393	6,500	6,500
EDUCATION & TRAINING(REPT)	62914		6,685		
GAS, OIL, FUEL	62920		30		
LODGING	62922		919		
MEALS	62924		390		
SERVICE CENTER CHARGES	62935	7,912	2,756	10,000	10,000
SERV CTR POOL VEH CHARGES	62938			2,000	2,000
UTILITIES	63070	11,345	11,836	14,000	14,000
TOTAL SERVICES AND SUPPLIES		**308,418**	**1,381,062**	**751,413**	**716,423**
OTHER CHARGES					
PRINCIPAL ON LEASE PURCHASES	74230	53,504	57,557	61,917	61,917
INTEREST ON LEASE PURCHASES	74420	13,103	9,050	4,690	4,690
TOTAL OTHER CHARGES		**66,607**	**66,607**	**66,607**	**66,607**
FIXED ASSETS					

COUNTY OF SANTA CRUZ

DETAIL OF FINANCING SOURCES AND USES
GOVERNMENTAL FUNDS
FISCAL YEAR 2022-23

BUDGET UNIT: 43/00/00 -- TECHNICAL RADIO SERVICE 2006
FUNCTION: GENERAL GOVERNMENT
ACTIVITY: COMMUNICATIONS
FUND: 10-000

Detail by Revenue and Expenditure Object		2020-21 Actuals	2021-22 Actual [x] Estimated [ ]	2022-23 Recommended Budget	2022-23 Adopted by the Board of Supervisors
EQUIPMENT	86204			65,000	65,000
TOTAL FIXED ASSETS		**0**	**0**	**65,000**	**65,000**
INTRAFUND TRANSFERS					
INTRA-FD TRF IN-CO OVERHEAD	95190	-2,939	-12,064	-12,064	-2,793
INTRA-FUND TRF IN-OTHER	95225		-917,408		
INTRA-FD TRF-RADIO SERV	95387	-676,290	-983,548	-980,796	-1,264,578
TOTAL INTRAFUND TRANSFERS		**-679,229**	**-1,913,020**	**-992,860**	**-1,267,371**
TOTAL EXPENDITURES/APPROPRIATIONS		**526,125**	**370,456**	**844,127**	**534,626**
NET COST		**-16,101**	**-596,083**	**0**	**0**

COUNTY OF SANTA CRUZ

DETAIL OF FINANCING SOURCES AND USES
GOVERNMENTAL FUNDS
FISCAL YEAR 2022-23

BUDGET UNIT: 45/00/00 -- CO/GF-COURTS
FUNCTION: PUBLIC PROTECTION
ACTIVITY: JUDICIAL
FUND: 10-000

Detail by Revenue and Expenditure Object		2020-21 Actuals	2021-22 Actual [x] Estimated [ ]	2022-23 Recommended Budget	2022-23 Adopted by the Board of Supervisors
FINES, FORFEITURES & ASSMNTS					
HELMET FINES-VC 21212	40365	2			
UNINSRD MTRST $3-PC 1463.22(B)	40368	14,571	16,847	24,000	24,000
COURT-HEALTH ADMIN	40379	384	414	800	800
FINES-CRIMINAL JUS CONS 72695	40382	449,648	410,838		
FINES-COURTHOUSE CONS 72705	40383	-6,998	4,053		
GENERAL FINES	40386	264,112	219,861	300,000	300,000
LITTER FINES	40388	526	285	800	800
SUMMARY JUDGMENTS>$5K	40389	2,325	2,415	8,400	8,400
LOCAL CRIME PREVNTION PC1202.5	40390	80	31	800	800
NIGHT COURT ASSESSMENTS	40396	1			
OFF HIGHWAY FINES	40398	1,464	2,917		
PARKING PENALTY-CO GF	40401	62,640	103,726	145,872	145,872
TRF VIOL SCH BL OF FEE VC42007	40402	452,840	388,981	469,960	469,960
$24 ADDL TRAF SCH VC 42007.1	40403	97,773	88,058	104,912	104,912
CITY ARRST-OF CO SHRE-CO75%MOE	40405	4,725	1,620	26,876	26,876
COARRST75% TO CO MOEPC1463.001	40406	419,328	380,993	486,460	486,460
ASSMT FNS 30% CO MOEPC1464(A)	40407	260,091	243,825	329,440	329,440
FINES-CJC PKG-COUNTY	43820		9,789		
FINES-CJC PKG-CAPITOLA	43821	10,745	14,511		
FINES-CJC PKG-CITY SANTA CRUZ	43822	22,163	24,812		
FINES-CJC PKG-CITY SCOTTS VALL	43823	26	29		
FINES-CJC PKG-CITY WATSONVILLE	43824	4,409	10,544		
FINES-CJC PKG-UCSC	43825	6,149	12,665		
FINES-CJC PKG-CABRILLO COLLEGE	43826	279	1,058		
FINES-CJC PKG-STATE PARKS	43827	1,976	1,229		
FINES-CJC PKG-SC PORT DISTRICT	43828	2,715	3,039		
FINES-CJC PKG-HIGH SCHOOLS	43829	81	122		
FINES-CRT PKG-COUNTY	43830		9,789		
FINES-CRT PKG-CITY CAPITOLA	43831	10,745	14,511		
FINES-CRT PKG-CITY SANTA CRUZ	43832	19,043	24,812		
FINES-CRT PKG-CITY SCOTTS VALL	43833	26	29		
FINES-CRT PKG-CITY WATSONVILLE	43834	4,409	10,544		
FINES-CRT PKG-UCSC	43835	6,149	12,665		
FINES-CRT PKG-CABRILLO COLL	43836	279	1,058		
FINES-CRT PKG-STATE PARKS	43837	1,976	1,229		
FINES-CRT PKG-SC PORT DISTRICT	43838	2,715	3,039		
FINES-CRT PKG-HIGH SCHOOLS	43839	81	122		
TOTAL FINES, FORFEITURES & ASSMNTS		**2,117,478**	**2,020,460**	**1,898,320**	**1,898,320**
REV FROM USE OF MONEY & PROP					
INTEREST	40430	855	1,343		
TOTAL REV FROM USE OF MONEY & PROP		**855**	**1,343**	**0**	**0**
INTERGOVERNMENTAL REVENUES					
ST-TRIAL COURT	40840	211,563	42,924	200,000	200,000

COUNTY OF SANTA CRUZ

DETAIL OF FINANCING SOURCES AND USES
GOVERNMENTAL FUNDS
FISCAL YEAR 2022-23

BUDGET UNIT: 45/00/00 -- CO/GF-COURTS
FUNCTION: PUBLIC PROTECTION
ACTIVITY: JUDICIAL
FUND: 10-000

Detail by Revenue and Expenditure Object		2020-21 Actuals	2021-22 Actual [x] Estimated [ ]	2022-23 Recommended Budget	2022-23 Adopted by the Board of Supervisors
TOTAL INTERGOVERNMENTAL REVENUES		**211,563**	**42,924**	**200,000**	**200,000**
CHARGES FOR SERVICES					
RECORDING FEES-CO GF	41457	77,894	50,100	46,385	46,385
COGF$25 ADM SCRNG PC1463.07MOE	41458	5,706	6,379	13,002	13,002
COGF$10 CIT PRCSS PC1463.07MOE	41459	408	422	1,000	1,000
OTHER COURT FEES AND COSTS	41486	75,000	-75,000		
OTHER CHARGES CURRENT SERVICES	42047			500	500
TOTAL CHARGES FOR SERVICES		**159,008**	**-18,099**	**60,887**	**60,887**
MISC. REVENUES					
NSF CHECKS	42380	-1,822	-389		
OTHER REVENUE	42384		150,000	75,000	75,000
TOTAL MISC. REVENUES		**-1,822**	**149,611**	**75,000**	**75,000**
TOTAL REVENUE		**2,487,082**	**2,196,239**	**2,234,207**	**2,234,207**
SERVICES AND SUPPLIES					
SELF-INSURANCE SERVICES-OTHER	61550			2,100	2,100
JURY AND WITNESS EXPENSE-OTHER	61616	-39		10,000	10,000
MISCELLANEOUS EXPENSE-SERVICES	62111	207,025	-17,876	250,000	250,000
COURT REPORTER	62320			500	500
MEDICAL SERVICES-OTHER	62367			7,500	7,500
SPECIAL MISC EXPENSE-SERVICES	62856			200	200
TOTAL SERVICES AND SUPPLIES		**206,986**	**-17,876**	**270,300**	**270,300**
OTHER CHARGES					
CO CRT FAC PMT TO STATE	75221	242,171	242,171	242,171	242,171
CONTRIB TO OTHER AGENCIES-OTH	75230	1,495,691	1,495,691	1,495,692	1,495,692
TRUST FUND DISBURSEMENTS	75294	537,466			
TOTAL OTHER CHARGES		**2,275,328**	**1,737,862**	**1,737,863**	**1,737,863**
TOTAL EXPENDITURES/APPROPRIATIONS		**2,482,314**	**1,719,986**	**2,008,163**	**2,008,163**
NET COST		**-4,768**	**-476,253**	**-226,044**	**-226,044**

COUNTY OF SANTA CRUZ

DETAIL OF FINANCING SOURCES AND USES
GOVERNMENTAL FUNDS
FISCAL YEAR 2022-23

BUDGET UNIT: 49/00/00 -- PARKS, OPEN SPACE & CULTURAL S
FUNCTION: RECREATION AND CULTURAL SERVIC
ACTIVITY: REC & CULTURE
FUND: 10-000

Detail by Revenue and Expenditure Object		2020-21 Actuals	2021-22 Actual [x] Estimated [ ]	2022-23 Recommended Budget	2022-23 Adopted by the Board of Supervisors
LICENSES, PERMITS AND FRANCHIS					
OTHER LICENSES & PERMITS	40330	7,955	19,130		5,000
TOTAL LICENSES, PERMITS AND FRANCHIS		**7,955**	**19,130**	**0**	**5,000**
REV FROM USE OF MONEY & PROP					
INTEREST	40430	6,148	4,271		2,121
RENTS & CONCESSIONS	40440	359,626	730,671	695,000	695,000
RENTAL DEPOSIT/FORFEIT REVENUE	40441		152	1,000	1,000
TOTAL REV FROM USE OF MONEY & PROP		**365,774**	**735,094**	**696,000**	**698,121**
INTERGOVERNMENTAL REVENUES					
ST-NATURAL DISASTER ASSISTANCE	40810		28,945		
ST-COASTAL CONSERVANCY	40860		8,072		95,964
ST-OTHER	40894		1,048		144,917
FED-FEMA	41093	-130,649	16,465		
FED-CARES ACT CRF FUNDING	41148	1,364,608			
CONTR FR OTHER GOVT AGENCIES	41150	1,324			
AID FROM OTHER GOV AGENCIES	41155	10,000			
TOTAL INTERGOVERNMENTAL REVENUES		**1,245,283**	**54,530**	**0**	**240,881**
CHARGES FOR SERVICES					
MAINTENANCE CHARGES	42000	769,990	1,348,769	2,465,767	2,465,767
PARK & REC FEES	42002	1,200,810	1,049,251	1,247,585	1,247,585
ADMINISTRATIVE SERVICES	42010	240,086	237,709	270,000	270,000
OTHER CHARGES CURRENT SERVICES	42047	93,906	28,208	278,383	278,383
CHARGES FOR SERV-MEMO	42075			70,000	70,000
COUNTY OVERHEAD CHARGES	42105	16,271	25,000	25,000	14,760
TOTAL CHARGES FOR SERVICES		**2,321,063**	**2,688,937**	**4,356,735**	**4,346,495**
MISC. REVENUES					
SALES-OTHER-TAXABLE	42334		2,207		
CASH OVERAGES	42362		17	50	50
CONTRIBUTIONS AND DONATIONS	42372	73,786	171,882	107,100	107,100
NSF CHECKS	42380	4	-584	-1,000	-1,000
NSF CHECKS-RETURNED CHECK FEES	42381	43	40	40	40
OTHER REVENUE	42384	4,489	7,610	5,500	5,500
TOTAL MISC. REVENUES		**78,322**	**181,172**	**111,690**	**111,690**
TOTAL REVENUE		**4,018,397**	**3,678,863**	**5,164,425**	**5,402,187**
SALARIES AND EMPLOYEE BENEF					
REGULAR PAY-PERMANENT	51000	2,894,094	3,171,451	3,664,051	3,744,151
OVERTIME PAY-PERMANENT	51005	38,068	45,644	7,840	7,840
REGULAR PAY-EXTRA HELP	51010	720,388	707,214	680,427	688,415
DIFFERENTIAL PAY	51040	140,997	139,307	113,087	113,087
OASDI-SOCIAL SECURITY	52010	282,154	302,157	336,875	336,875
PERS	52015	682,963	843,144	1,074,635	1,074,635
EMPLOYEE INSURANCE & BENEFITS	53010	786,117	805,921	1,047,638	1,047,638
UNEMPLOYMENT INSURANCE	53015	46,975	62,052	60,795	60,795
WORKERS COMPENSATION INSURANCE	54010	184,447	158,647	143,580	143,580

COUNTY OF SANTA CRUZ

DETAIL OF FINANCING SOURCES AND USES
GOVERNMENTAL FUNDS
FISCAL YEAR 2022-23

BUDGET UNIT: 49/00/00 -- PARKS, OPEN SPACE & CULTURAL S
FUNCTION: RECREATION AND CULTURAL SERVIC
ACTIVITY: REC & CULTURE
FUND: 10-000

Detail by Revenue and Expenditure Object		2020-21 Actuals	2021-22 Actual [x] Estimated [ ]	2022-23 Recommended Budget	2022-23 Adopted by the Board of Supervisors
TOTAL SALARIES AND EMPLOYEE BENEF		**5,776,203**	**6,235,537**	**7,128,928**	**7,217,016**
SERVICES AND SUPPLIES					
CLOTHING & PERSONAL SUPPLIES	61110	19,686	62,137	15,500	15,500
RADIO	61215	985	1,344	1,344	1,294
TELECOM SERVICES	61220	77,869	121,674	105,465	104,081
JANITORIAL SERVICES	61412	175	4,743	10,500	10,500
OTHER HOUSEHOLD EXP-SERVICES	61425	55,777	59,849	40,000	40,000
OTHER INSURANCE	61535	230,093	159,734	458,920	458,920
MAINT-TELEPHONE EQMT-SERVICES	61718			200	200
MAINT-OFFICE EQUIPMNT-SERVICES	61725	1,618	2,445	2,000	2,000
MAINT-OTH EQUIP-SERVICES	61730	50,387	46,799	30,000	30,000
MAINT-STRUCT/IMPS/GRDS-OTH-SRV	61845	267,349	288,369	266,200	266,200
MAINT-STRCT/IMPS/GRDS-OTH-SUPP	61846	5,738	9,217	8,500	8,500
EMPL CERTIFICATES & LICENSES	62010	97	117	220	220
MEMBERSHIPS	62020	2,933	10,408	13,519	13,519
CASH SHORTAGES	62112		3	75	75
SERV & SUPP-OTHER SERVICES	62135	13,193	13,790	10,000	10,000
DUPLICATING SERVICES	62214	766	1,752	3,100	3,100
PC SOFTWARE PURCHASES	62219	17,477	16,003	20,043	20,043
POSTAGE	62221	816	455	2,970	2,970
SUBSCRIPTIONS/PERIODICALS	62222		30,198		
SUPPLIES	62223	97,175	74,170	86,100	92,065
INVENTORIABLE ITEMS <5000	62226	110,450	50,416	46,500	55,662
SAFETY SUPPLIES	62228	434	1,204	2,000	2,000
BANKING SERVICES	62310	55,482	71,188	80,000	80,000
DATA PROCESSING SERVICES	62325	177,304	111,465	156,947	168,050
DPW SERVICES-GENERAL MONEY	62330	9,823	16,154	30,000	39,000
PLANNING SERVICES	62376		8,072		191,928
POSCS SERVICES	62380	37,703	13,520	20,000	74,000
PROF & SPECIAL SERV-OTHER	62381	1,487,958	553,872	610,716	684,147
LEGAL NOTICES	62420	8,497	16,225	16,500	16,500
EQUIPMENT LEASE & RENT	62500	20,941	16,978	34,000	34,000
RENTS/LEASES-STRUC IMP & GRNDS	62610	16,136	18,024	12,216	12,216
SMALL TOOLS & INSTRUMENTS	62715			6,000	6,000
ADVERTISING & PROMOTION SUPP	62801			200	200
EDUCATION AND/OR TRAINING	62826	1,358	565	2,000	2,000
SPECIAL MISC EXPENSE-SERVICES	62856	47,838	31,138	81,000	116,000
SECURITY SERVICES	62880	49,542	56,606	36,000	36,000
SUBSCRIPTIONS BOOKS & ED MATER	62890	18,806	412	600	600
EDUCATION & TRAINING(REPT)	62914	500	3,624	300	300
GAS, OIL, FUEL	62920			3,050	3,050
LODGING	62922	699	3,307	300	300
MEALS	62924	421	846	50	50
MILEAGE	62926	532	3,188	3,500	3,500

COUNTY OF SANTA CRUZ

DETAIL OF FINANCING SOURCES AND USES
GOVERNMENTAL FUNDS
FISCAL YEAR 2022-23

BUDGET UNIT: 49/00/00 -- PARKS, OPEN SPACE & CULTURAL S
FUNCTION: RECREATION AND CULTURAL SERVIC
ACTIVITY: REC & CULTURE
FUND: 10-000

Detail by Revenue and Expenditure Object		2020-21 Actuals	2021-22 Actual [x] Estimated [ ]	2022-23 Recommended Budget	2022-23 Adopted by the Board of Supervisors
TRAVEL-OTHER(NON-REPT)	62928	20	115	75	75
SERVICE CENTER CHARGES	62935	120,412	170,735	109,027	153,591
SERVICE CENTER REPLCMT INCRMNT	62936	24,507	26,762	26,762	29,028
SERVICE CENTER DEPREC CHG	62937	43,853		46,908	50,658
SERV CTR POOL VEH CHARGES	62938	446			
UTILITIES FOR PARK, OPEN SPACE	63045	783,632	896,540	961,200	961,200
TOTAL SERVICES AND SUPPLIES		**3,859,428**	**2,974,163**	**3,360,507**	**3,799,242**
OTHER CHARGES					
PRINCIPAL ON ROU LEASES	74231		4,790		
INTEREST ON ROU LEASES	74421		405		
TOTAL OTHER CHARGES		**0**	**5,195**	**0**	**0**
FIXED ASSETS					
BUILDINGS AND IMPROVEMENTS	86110				360,000
TOTAL FIXED ASSETS		**0**	**0**	**0**	**360,000**
INTRAFUND TRANSFERS					
INTRA-FUND TRANSFERS-IN	95001		-104,835	-138,000	-138,000
INTRA-FUND TRANSFERS-OUT	95002		104,835	95,000	95,000
INTRA-FD TRF IN-CO OVERHEAD	95190	-532,216	-536,115	-536,115	-323,649
INTRA-FUND TRF IN-OTHER	95225	-465,980	-13,520	-20,000	-20,000
INTRA-FUND TRF OUT-OTHER	95226		269		
PROGRAM ALLOCATION SAL/BEN	95750		-1		
PROGRAM ALLOCATION SERV/SUPP	95760		1		
TOTAL INTRAFUND TRANSFERS		**-998,196**	**-549,366**	**-599,115**	**-386,649**
TOTAL EXPENDITURES/APPROPRIATIONS		**8,637,435**	**8,665,529**	**9,890,320**	**10,989,609**
NET COST		**4,619,038**	**4,986,666**	**4,725,895**	**5,587,422**

COUNTY OF SANTA CRUZ

DETAIL OF FINANCING SOURCES AND USES
GOVERNMENTAL FUNDS
FISCAL YEAR 2022-23

BUDGET UNIT: 51/00/00 -- PERSONNEL
FUNCTION: GENERAL GOVERNMENT
ACTIVITY: PERSONNEL
FUND: 10-000

Detail by Revenue and Expenditure Object		2020-21 Actuals	2021-22 Actual [x] Estimated [ ]	2022-23 Recommended Budget	2022-23 Adopted by the Board of Supervisors
REV FROM USE OF MONEY & PROP					
INTEREST	40430	722	459		804
TOTAL REV FROM USE OF MONEY & PROP		**722**	**459**	**0**	**804**
INTERGOVERNMENTAL REVENUES					
FED-FEMA	41093	-54,471			
FED-CARES ACT CRF FUNDING	41148	127,580			
TOTAL INTERGOVERNMENTAL REVENUES		**73,109**	**0**	**0**	**0**
CHARGES FOR SERVICES					
ADMINISTRATIVE SERVICES	42010		78,648		101,696
OTHER CHARGES CURRENT SERVICES	42047	2,348,827	2,470,255	2,581,451	2,581,451
COUNTY OVERHEAD CHARGES	42105	49,162	-74,659	-74,659	77,275
TOTAL CHARGES FOR SERVICES		**2,397,989**	**2,474,244**	**2,506,792**	**2,760,422**
MISC. REVENUES					
NSF CHECKS	42380	-671	171		
NSF CHECKS-RETURNED CHECK FEES	42381		80		
OTHER REVENUE	42384	110,186	6,080	4,000	4,000
TOTAL MISC. REVENUES		**109,515**	**6,331**	**4,000**	**4,000**
TOTAL REVENUE		**2,581,335**	**2,481,034**	**2,510,792**	**2,765,226**
SALARIES AND EMPLOYEE BENEF					
REGULAR PAY-PERMANENT	51000	2,344,952	2,583,392	3,009,721	3,075,821
OVERTIME PAY-PERMANENT	51005	742	16,066		
REGULAR PAY-EXTRA HELP	51010	31,256	55,887		
DIFFERENTIAL PAY	51040	38,867	40,625	23,990	23,990
OASDI-SOCIAL SECURITY	52010	172,365	196,053	220,522	220,522
PERS	52015	557,233	698,912	879,806	879,806
EMPLOYEE INSURANCE & BENEFITS	53010	415,053	409,699	470,663	470,663
UNEMPLOYMENT INSURANCE	53015	7,545	6,040		
WORKERS COMPENSATION INSURANCE	54010	37,541	32,758	31,088	31,088
TUITION REIMBURSEMENT	55015	1,894	1,050	3,000	3,000
TOTAL SALARIES AND EMPLOYEE BENEF		**3,607,448**	**4,040,482**	**4,638,790**	**4,704,890**
SERVICES AND SUPPLIES					
TELECOM SERVICES	61220	27,571	26,924	42,000	41,439
MAINT-OFFICE EQUIPMNT-SERVICES	61725	7,372	7,924	4,500	4,500
MEMBERSHIPS	62020	3,053	4,052	3,000	3,600
MISCELLANEOUS EXPENSE-SERVICES	62111		200		
DUPLICATING SERVICES	62214	13,443	9,958	10,000	10,000
PC SOFTWARE PURCHASES	62219	1,891	1,779	2,000	2,000
POSTAGE	62221	3,854	3,074	7,000	7,000
SUPPLIES	62223	16,633	48,359	20,000	20,000
INVENTORIABLE ITEMS <5000	62226	5,741	7,961	3,000	3,000
COMPUTER PROF SVCS	62316	41,328	42,361	41,328	41,328
DATA PROCESSING SERVICES	62325	225,098	233,867	370,913	382,730
DATA PROCESSING PRINTING	62326			3,000	3,000
DIRECTORS' FEES	62327	225		1,500	1,500

COUNTY OF SANTA CRUZ

DETAIL OF FINANCING SOURCES AND USES
GOVERNMENTAL FUNDS
FISCAL YEAR 2022-23

BUDGET UNIT: 51/00/00 -- PERSONNEL
FUNCTION: GENERAL GOVERNMENT
ACTIVITY: PERSONNEL
FUND: 10-000

Detail by Revenue and Expenditure Object		2020-21 Actuals	2021-22 Actual [x] Estimated [ ]	2022-23 Recommended Budget	2022-23 Adopted by the Board of Supervisors
PROF & SPECIAL SERV-OTHER	62381	186,567	224,189	143,935	214,246
LEGAL NOTICES	62420	-3,098	-34,455	5,000	5,000
EQUIPMENT LEASE & RENT	62500			1,500	1,500
RENTS/LEASES-STRUC IMP & GRNDS	62610	5,492	6,357	3,500	3,500
FINGERPRINT PROCESSING	62833	47,253	24,357	31,250	31,250
SPECIAL MISC EXPENSE-SERVICES	62856	1,457	3,889	14,000	20,131
EMPLOYEE SVCS AWARDS	62886		158	4,196	4,196
SUBSCRIPTIONS BOOKS & ED MATER	62890	851	242	1,500	1,500
AIR FARE	62910			3,000	4,000
EDUCATION & TRAINING(REPT)	62914	275	2,461	5,000	5,000
GAS, OIL, FUEL	62920			500	500
LODGING	62922		889	3,500	4,500
MEALS	62924		15	1,000	1,250
MILEAGE	62926		47	2,000	2,000
TRAVEL-OTHER(NON-REPT)	62928		63	1,000	1,150
REGISTRATIONS (NON REPT)	62930				600
SERV CTR POOL VEH CHARGES	62938		503	2,500	2,500
TOTAL SERVICES AND SUPPLIES		**585,006**	**615,174**	**731,622**	**822,920**
OTHER CHARGES					
PRINCIPAL ON LEASE PURCHASES	74230	3,696		4,008	4,008
INTEREST ON LEASE PURCHASES	74420	209		1,200	1,200
TOTAL OTHER CHARGES		**3,905**	**0**	**5,208**	**5,208**
FIXED ASSETS					
EQUIPMENT	86204		9,884		
TOTAL FIXED ASSETS		**0**	**9,884**	**0**	**0**
INTRAFUND TRANSFERS					
INTRA-FUND TRANSFERS-IN	95001		-55,000	-52,538	-52,538
INTRA-FUND TRANSFERS-OUT	95002		55,000		55,000
INTRA-FD TRF IN-CO OVERHEAD	95190	-874,205	-677,883	-677,883	-576,673
INTRA-FUND TRF IN-OTHER	95225	-878,145	-936,448	-1,263,022	-1,263,022
INTRA-FUND TRF OUT-OTHER	95226		80		
TOTAL INTRAFUND TRANSFERS		**-1,752,350**	**-1,614,251**	**-1,993,443**	**-1,837,233**
TOTAL EXPENDITURES/APPROPRIATIONS		**2,444,009**	**3,051,289**	**3,382,177**	**3,695,785**
NET COST		**-137,326**	**570,255**	**871,385**	**930,559**

COUNTY OF SANTA CRUZ

DETAIL OF FINANCING SOURCES AND USES
GOVERNMENTAL FUNDS
FISCAL YEAR 2022-23

BUDGET UNIT: 51/50/20 -- PERSONNEL/RISK MANAGEMENT/LIABILITY AND PROPERTY PROGRAM
FUNCTION: GENERAL GOVERNMENT
ACTIVITY: OTHER GENERAL
FUND: 10-000

Detail by Revenue and Expenditure Object		2020-21 Actuals	2021-22 Actual [x] Estimated [ ]	2022-23 Recommended Budget	2022-23 Adopted by the Board of Supervisors
SERVICES AND SUPPLIES					
OTHER INSURANCE	61535	1,887,923	2,200,511	3,165,060	3,165,060
TOTAL SERVICES AND SUPPLIES		**1,887,923**	**2,200,511**	**3,165,060**	**3,165,060**
INTRAFUND TRANSFERS					
INTRA-FD TRF IN-CO OVERHEAD	95190	-37,144	-42,913	-42,913	-40,321
TOTAL INTRAFUND TRANSFERS		**-37,144**	**-42,913**	**-42,913**	**-40,321**
TOTAL EXPENDITURES/APPROPRIATIONS		**1,850,779**	**2,157,598**	**3,122,147**	**3,124,739**
NET COST		**1,850,779**	**2,157,598**	**3,122,147**	**3,124,739**

COUNTY OF SANTA CRUZ

DETAIL OF FINANCING SOURCES AND USES
GOVERNMENTAL FUNDS
FISCAL YEAR 2022-23

BUDGET UNIT: 54/00/00 -- PLANNING
FUNCTION: PUBLIC PROTECTION
ACTIVITY: OTHER PROTECTION
FUND: 10-000

Detail by Revenue and Expenditure Object		2020-21 Actuals	2021-22 Actual [x] Estimated [ ]	2022-23 Recommended Budget	2022-23 Adopted by the Board of Supervisors
LICENSES, PERMITS AND FRANCHIS					
CONSTRUCTION PERMITS	40250	2,759,973	3,972,039	4,533,417	4,533,417
CONSTRUCTION PERMITS PROCESS	40251	1,836,277	2,339,125	2,282,699	2,282,699
WATER WELL PERMIT-CONSTRUCTION	40252		4,586	6,000	6,000
BUILDING TRAINING FEE	40255		27,280	18,000	18,000
TECHNOLOGY FEE	40256		232,758	206,696	413,392
ACCESSIBILITY FEES	40257		1,402		
GRADING PERMITS	40260	400,846	498,263	376,780	376,780
ZONING PERMITS	40272	367,262	380,585	390,000	390,000
ALTERNATIVE SEWAGE DISPOSAL	40300		18,320	9,000	9,000
INDIV SEWAGE DISPOSAL PERMIT	40316		2,720	5,000	5,000
INDIVIDUAL WATER SYSTEM PERMIT	40318		5,850	8,000	8,000
OTHER LICENSES & PERMITS	40330		8,348	3,000	3,000
SEPTIC REPAIR PERMIT	40338		5,733	4,000	4,000
SEPTIC TANK REPAIRS PERMIT	40340		27,722	23,000	23,000
SEPTIC TANK UPGRADE PERMIT	40341		7,256	4,000	4,000
TOTAL LICENSES, PERMITS AND FRANCHIS		**5,364,358**	**7,531,987**	**7,869,592**	**8,076,288**
FINES, FORFEITURES & ASSMNTS					
CIVIL PENALTIES	40426	21,050	42,188	10,000	19,133
ADMIN CITATION FEE COCD 1.13	40427	8,876	6,289	6,000	6,000
ILLGL RNTS PNLTY COCD 1.12.070	40428	16,596	18,616		
PENALTIES FOR DELINQUENT TAXES	44142	33	825		
REDMPTN PNLTIES FOR DELINQ TXS	44143	65	8,814		
TOTAL FINES, FORFEITURES & ASSMNTS		**46,620**	**76,732**	**16,000**	**25,133**
REV FROM USE OF MONEY & PROP					
INTEREST	40430	19,185	5,377	7,585	9,899
RENTS & CONCESSIONS	40440			5,280	5,280
TOTAL REV FROM USE OF MONEY & PROP		**19,185**	**5,377**	**12,865**	**15,179**
INTERGOVERNMENTAL REVENUES					
ST-HOUSING & COMMUNITY DEV	40544	313	100,844	500,000	928,843
ST-OTHER	40894	461,186	297,212		47,492
FED-HUD	41106	3,045	698,629		1,975,246
FED-CARES ACT CRF FUNDING	41148	1,100,000			
TOTAL INTERGOVERNMENTAL REVENUES		**1,564,544**	**1,096,685**	**500,000**	**2,951,581**
CHARGES FOR SERVICES					
CODE ENFORC-UNPERMITTD CNSTRCT	41291	8,670	533	1,500	1,500
CLEARANCE REVIEW FEES	41292		2,022	800	800
CODE ENFORCEMENT	41293	76,477	87,827	55,000	75,000
ENGINEERING REPORT REVIEW	41297	1,600			
ENVIRONMENTAL TECHNICAL REVIEW	41299	50,870	82,145	85,000	85,000
GEOLOGICAL TECHNICAL REVIEW	41301	99,635	209,007	239,333	239,333
MAJOR PROJECTS AT COST SERVICE	41310	821,860	895,460	1,146,074	1,146,074
PLAN CHECKING FEES	41322	2,983			
PRELIM LOT INSPECTION FEES	41330		16,112	9,000	9,000

COUNTY OF SANTA CRUZ

DETAIL OF FINANCING SOURCES AND USES
GOVERNMENTAL FUNDS
FISCAL YEAR 2022-23

BUDGET UNIT: 54/00/00 -- PLANNING
FUNCTION: PUBLIC PROTECTION
ACTIVITY: OTHER PROTECTION
FUND: 10-000

Detail by Revenue and Expenditure Object		2020-21 Actuals	2021-22 Actual [x] Estimated [ ]	2022-23 Recommended Budget	2022-23 Adopted by the Board of Supervisors
PLANNING SERV-GP UPDATE	41331	162,348	197,273	169,808	169,808
PLANNING SERVICES OTHER	41332	812,153	767,252	844,500	844,500
HOUSING FEES	41334	43,231	58,040	190,500	218,798
HOUSING IMPLEMENTATION	41335	150,000			
QUARRY PRMT INSPCTN SVCS ZNE 4	41342	23,407	3,413	25,000	25,000
STREET ADDRESSING FEES	41353	9,471	10,296	10,000	10,000
ADMINISTRATIVE SERVICES	42010	5,000	5,000	5,000	5,000
COPY CHARGES	42020	1,518	1,904	2,500	2,500
GENERAL PLAN MAINTENANCE FEE	42043	220,520	256,288	259,895	259,895
OTHER CHARGES CURRENT SERVICES	42047	19,515	18,961	19,000	19,000
PARKING & BIKE LOCKER FEES	42050	2,167			
TOTAL CHARGES FOR SERVICES		**2,511,425**	**2,611,533**	**3,062,910**	**3,111,208**
MISC. REVENUES					
SALE OF BOARD AGENDA COPIES	42328	920	598	600	600
CASH OVERAGES	42362	14			
CONTRIBUTIONS FROM OTHER FUNDS	42367	29,874		15,000	15,000
NSF CHECKS	42380	-48			
NSF CHECKS-RETURNED CHECK FEES	42381	600	1,240	800	800
OTHER REVENUE	42384	192,704	2,655		14,097
TOTAL MISC. REVENUES		**224,064**	**4,493**	**16,400**	**30,497**
TOTAL REVENUE		**9,730,196**	**11,326,807**	**11,477,767**	**14,209,886**
SALARIES AND EMPLOYEE BENEF					
REGULAR PAY-PERMANENT	51000	6,489,686	6,823,112	7,266,119	7,444,502
OVERTIME PAY-PERMANENT	51005	54,282	4,039		
REGULAR PAY-EXTRA HELP	51010		3,743	55,704	55,704
DIFFERENTIAL PAY	51040	35,506	48,572	21,654	21,654
OASDI-SOCIAL SECURITY	52010	478,908	507,340	555,977	557,444
PERS	52015	1,569,496	1,828,903	2,136,308	2,141,812
EMPLOYEE INSURANCE & BENEFITS	53010	1,357,158	1,329,700	1,472,409	1,475,388
UNEMPLOYMENT INSURANCE	53015	3,822	1,010	2,370	2,370
WORKERS COMPENSATION INSURANCE	54010	95,235	80,560	74,560	74,560
OTHER BENEFITS MISC	55021	2,062	830		
TOTAL SALARIES AND EMPLOYEE BENEF		**10,086,155**	**10,627,809**	**11,585,101**	**11,773,434**
SERVICES AND SUPPLIES					
TELECOM SERVICES	61220	66,622	68,693	97,366	92,958
LIABILITY INSURANCE	61525	490,001	514,010	475,069	475,069
MAINT-OFFICE EQUIPMNT-SERVICES	61725	7,018	8,207	13,150	13,150
FACILITIES MAINT-GENERAL-SERV	61835	5,858	8,360		
EMPL CERTIFICATES & LICENSES	62010	1,288	2,458	4,910	4,910
MEMBERSHIPS	62020	2,433	3,424	3,416	3,416
MISCELLANEOUS EXPENSE-SERVICES	62111	3,157	13,917	14,450	14,450
DUPLICATING SERVICES	62214	2,883	7,653	6,500	6,500
BOOKS	62215		200		
FORMS-FROM OUTSIDE VENDOR	62216		11,360		

COUNTY OF SANTA CRUZ

DETAIL OF FINANCING SOURCES AND USES
GOVERNMENTAL FUNDS
FISCAL YEAR 2022-23

BUDGET UNIT: 54/00/00 -- PLANNING
FUNCTION: PUBLIC PROTECTION
ACTIVITY: OTHER PROTECTION
FUND: 10-000

Detail by Revenue and Expenditure Object		2020-21 Actuals	2021-22 Actual [x] Estimated [ ]	2022-23 Recommended Budget	2022-23 Adopted by the Board of Supervisors
PC SOFTWARE PURCHASES	62219	44,026	84,892	31,924	31,924
POSTAGE	62221	20,453	32,832	33,650	33,650
SUPPLIES	62223	26,491	30,758	29,425	29,425
INVENTORIABLE ITEMS <5000	62226	39,393	1,833	44,334	44,334
COMPUTER PROF SVCS	62316	81,443	80,068	87,984	87,984
DATA PROCESSING SERVICES	62325	542,036	576,251	522,219	640,691
DATA PROCESSING PRINTING	62326			100	100
DIRECTORS' FEES	62327	4,050	3,375	7,275	7,275
DPW SERVICES-GENERAL MONEY	62330			49,500	49,500
LEGAL SERVICES	62360	32,045	23,228	41,000	41,000
MANAGEMENT SERVICES	62365	262,834			
PLANNING SERVICES	62376	5,664	16,745		
PROF & SPECIAL SERV-OTHER	62381	2,920,491	2,343,584	2,947,833	4,110,281
LEGAL NOTICES	62420	28,155	24,125	30,000	30,000
RENTS/LEASES-STRUC IMP & GRNDS	62610			1,000	1,000
FIELD EQUIPMENT	62710			700	700
ADVERTISING & PROMOTION SUPP	62801		894	11,500	11,500
EDUCATION AND/OR TRAINING	62826	2,459	4,289	17,110	17,110
SPECIAL MISC EXPENSE-SERVICES	62856	8,037			
SPECIAL MISC EXPENSE-SUPPLIES	62857	1,061	402	3,000	3,000
SUBSCRIPTIONS BOOKS & ED MATER	62890	944	631	18,834	18,834
AIR FARE	62910			1,055	1,055
LODGING	62922		1,911	4,381	4,381
MEALS	62924		15	1,962	1,962
MILEAGE	62926	452	647	2,166	2,166
TRAVEL-OTHER(NON-REPT)	62928	30	500	393	393
REGISTRATIONS (NON REPT)	62930		52	3,600	3,600
SERVICE CENTER CHARGES	62935	29,185	54,149	33,083	53,277
SERVICE CENTER REPLCMT INCRMNT	62936	8,056	8,056	8,056	8,056
SERVICE CENTER DEPREC CHG	62937	32,412	32,412	38,080	21,661
SERV CTR POOL VEH CHARGES	62938	183		850	850
TOTAL SERVICES AND SUPPLIES		**4,669,160**	**3,959,931**	**4,585,875**	**5,866,162**
OTHER CHARGES					
PRINCIPAL ON LEASE PURCHASES	74230	5,343	1,894	5,800	5,800
PRINCIPAL ON ROU LEASES	74231		8,313		
INTEREST ON LEASE PURCHASES	74420	298	1,371	4,800	4,800
INTEREST ON ROU LEASES	74421		1,743		
AFFORDABLE HSNG PROGRAMS/PROJ	75201		391,628		
CONTRB TO CO DEBT SERVICE	75225		36,126		266,634
CONTRIB TO OTH AGENCIES-GRANTS	75229		160,854		230,646
COUNTY OVERHEAD A87/CP	75315	746,635	920,898	920,898	565,905
TOTAL OTHER CHARGES		**752,276**	**1,522,827**	**931,498**	**1,073,785**
INTRAFUND TRANSFERS					
INTRA-FUND TRANSFERS-IN	95001		-668,867	-136,646	-101,030

COUNTY OF SANTA CRUZ

DETAIL OF FINANCING SOURCES AND USES
GOVERNMENTAL FUNDS
FISCAL YEAR 2022-23

BUDGET UNIT: 54/00/00 -- PLANNING
FUNCTION: PUBLIC PROTECTION
ACTIVITY: OTHER PROTECTION
FUND: 10-000

Detail by Revenue and Expenditure Object		2020-21 Actuals	2021-22 Actual [x] Estimated [ ]	2022-23 Recommended Budget	2022-23 Adopted by the Board of Supervisors
INTRA-FUND TRANSFERS-OUT	95002		668,865	126,826	235,836
INTRA-FUND TRF-MANAGEMNT SERVS	95220		90		
INTRA-FUND TRF IN-OTHER	95225	-265,657	-445,718	-649,642	-1,884,319
INTRA-FUND TRF OUT-OTHER	95226		416,830	222,392	2,879,819
TOTAL INTRAFUND TRANSFERS		**-265,657**	**-28,800**	**-437,070**	**1,130,306**
TOTAL EXPENDITURES/APPROPRIATIONS		**15,241,934**	**16,081,767**	**16,665,404**	**19,843,687**
NET COST		**5,511,738**	**4,754,960**	**5,187,637**	**5,633,801**

COUNTY OF SANTA CRUZ

DETAIL OF FINANCING SOURCES AND USES
GOVERNMENTAL FUNDS
FISCAL YEAR 2022-23

BUDGET UNIT: 57/20/00 -- PROBATION/JUVENILE HALL
FUNCTION: PUBLIC PROTECTION
ACTIVITY: DETENTION & CORRECTION
FUND: 10-000

Detail by Revenue and Expenditure Object		2020-21 Actuals	2021-22 Actual [x] Estimated [ ]	2022-23 Recommended Budget	2022-23 Adopted by the Board of Supervisors
INTERGOVERNMENTAL REVENUES					
ST AID-PROP 172 FR FD72406	40495	911,919	1,122,604	1,001,734	1,062,605
FED-MAA/TCM MEDI-CAL ADMIN ACT	40935	98,880	141,062	100,000	100,000
FED-SURPLUS FOOD PROGRAM	40960	26,127	33,594	39,000	39,000
TOTAL INTERGOVERNMENTAL REVENUES		**1,036,926**	**1,297,260**	**1,140,734**	**1,201,605**
MISC. REVENUES					
CAFETERIA SALES	42320	516	913	600	600
OTHER REVENUE	42384	4,353		4,191	4,191
TOTAL MISC. REVENUES		**4,869**	**913**	**4,791**	**4,791**
TOTAL REVENUE		**1,041,795**	**1,298,173**	**1,145,525**	**1,206,396**
SALARIES AND EMPLOYEE BENEF					
REGULAR PAY-PERMANENT	51000	2,205,749	2,319,000	2,566,422	2,622,822
OVERTIME PAY-PERMANENT	51005	84,444	114,285	64,773	64,773
REGULAR PAY-EXTRA HELP	51010	311,972	399,821	285,693	285,693
DIFFERENTIAL PAY	51040	89,732	96,513	93,623	93,623
OASDI-SOCIAL SECURITY	52010	55,744	60,736	64,686	64,686
PERS	52015	792,503	579,445	1,040,023	1,040,023
EMPLOYEE INSURANCE & BENEFITS	53010	526,823	555,616	553,822	553,822
UNEMPLOYMENT INSURANCE	53015	16,955	4,581	4,071	4,071
WORKERS COMPENSATION INSURANCE	54010	29,245	89,540	90,767	90,767
TOTAL SALARIES AND EMPLOYEE BENEF		**4,113,167**	**4,219,537**	**4,763,880**	**4,820,280**
SERVICES AND SUPPLIES					
CLOTHING & PERSONAL SUPPLIES	61110	11,736	15,162	14,100	14,100
POLICE SAFETY EQUIP-REPLACE	61115	212	361	500	500
UNIFORM REPLACEMENT	61125	6,302	2,552	4,995	4,995
RADIO	61215	14,984	71,005	61,800	63,240
TELECOM SERVICES	61220	8,771	5,303	3,058	5,106
FOOD	61310	62,405	80,001	84,700	84,700
DRY GOODS	61410	2,152	1,895	10,000	10,000
KITCHEN EXPENSE-SERVICES	61415	9,204	18,532	15,000	15,000
LAUNDRY EXPENSE-SERVICES	61420	11,542	22,197	20,150	20,150
OTHER HOUSEHOLD EXP-SERVICES	61425	20,317	11,231	5,200	5,200
MAINT-OFFICE EQUIPMNT-SERVICES	61725	5,030	9,794	6,255	6,255
MAINT-OTH EQUIP-SERVICES	61730	22,259	8,475	21,100	21,100
MAINT-STRUCT/IMPS/GRDS-OTH-SRV	61845		14,139	55,871	55,871
MAINT-STRCT/IMPS/GRDS-OTH-SUPP	61846	111	431	1,750	1,750
OTHER MEDICAL MATERIALS & SUPP	61922	1,201	765	750	750
PHARMACY SUPPLIES	61926		10	325	325
MEMBERSHIPS	62020	100	114		
MISCELLANEOUS EXPENSE-SERVICES	62111		80	500	500
DUPLICATING SERVICES	62214		25	250	250
BOOKS	62215	178	127		
PC SOFTWARE PURCHASES	62219	1,133	1,382	2,343	2,343
POSTAGE	62221	367	612	1,120	1,120

COUNTY OF SANTA CRUZ

DETAIL OF FINANCING SOURCES AND USES
GOVERNMENTAL FUNDS
FISCAL YEAR 2022-23

BUDGET UNIT: 57/20/00 -- PROBATION/JUVENILE HALL
FUNCTION: PUBLIC PROTECTION
ACTIVITY: DETENTION & CORRECTION
FUND: 10-000

Detail by Revenue and Expenditure Object		2020-21 Actuals	2021-22 Actual [x] Estimated [ ]	2022-23 Recommended Budget	2022-23 Adopted by the Board of Supervisors
SUPPLIES	62223	3,282	3,876	7,957	7,957
INVENTORIABLE ITEMS <5000	62226	6,769	20,434	42,000	42,000
DATA PROCESSING SERVICES	62325		350		
DPW SERVICES-GENERAL MONEY	62330	1,050			
HSA-INTERDEPARTMENT	62350	389,549	408,772	373,500	373,500
HOSPITAL SVCS-INTERDEPARTMENT	62352	7,964	13,213	29,000	29,000
MEDICAL SERVICES	62366	6,417	14,884	500	500
MEDICAL AND DENTAL CLAIMS	62369	2,205	1,241	5,000	5,000
PROF & SPECIAL SERV-OTHER	62381	24,627	26,163	55,660	55,660
EQUIPMENT LEASE & RENT	62500	3,763	733	3,763	3,763
RENTS/LEASES-STRUC IMP & GRNDS	62610			15,000	15,000
ADVERTISING & PROMOTION SUPP	62801	1,180	1,795		
SPECIAL MISC EXPENSE-SERVICES	62856	1,833	3,461	4,112	4,112
SPECIAL MISC EXPENSE-SUPPLIES	62857	10,341	4,896		
RECREATION & THERAPY SUPPLIES	62873		93		
SUBSCRIPTIONS BOOKS & ED MATER	62890	3,817	4,017	2,750	2,750
EDUCATION & TRAINING(REPT)	62914	784	3,125	500	500
LODGING	62922		2,629	500	500
MEALS	62924		15	480	480
MILEAGE	62926	3,954	54	640	640
TRAVEL-OTHER(NON-REPT)	62928			50	50
SERVICE CENTER CHARGES	62935				-990
UTILITIES	63070	131,868	148,570	110,000	110,000
TOTAL SERVICES AND SUPPLIES		**777,407**	**922,514**	**961,179**	**963,677**
OTHER CHARGES					
PRINCIPAL ON ROU LEASES	74231		3,450		
INTEREST ON ROU LEASES	74421		312		
TOTAL OTHER CHARGES		**0**	**3,762**	**0**	**0**
FIXED ASSETS					
EQUIPMENT	86204	8,625	13,342		
TOTAL FIXED ASSETS		**8,625**	**13,342**	**0**	**0**
INTRAFUND TRANSFERS					
INTRA-FUND TRANSFERS-IN	95001		-4,536		
INTRA-FUND TRF-POB	95223		325,930		
INTRA-FUND TRF OUT-OTHER	95226		39		
TOTAL INTRAFUND TRANSFERS		**0**	**321,433**	**0**	**0**
TOTAL EXPENDITURES/APPROPRIATIONS		**4,899,199**	**5,480,588**	**5,725,059**	**5,783,957**
NET COST		**3,857,404**	**4,182,415**	**4,579,534**	**4,577,561**

COUNTY OF SANTA CRUZ

DETAIL OF FINANCING SOURCES AND USES
GOVERNMENTAL FUNDS
FISCAL YEAR 2022-23

BUDGET UNIT: 57/40/00 -- PROBATION/PROBATION
FUNCTION: PUBLIC PROTECTION
ACTIVITY: DETENTION & CORRECTION
FUND: 10-000

Detail by Revenue and Expenditure Object		2020-21 Actuals	2021-22 Actual [x] Estimated [ ]	2022-23 Recommended Budget	2022-23 Adopted by the Board of Supervisors
FINES, FORFEITURES & ASSMNTS					
DUI FINES	40364	12,782	10,454	10,000	10,000
PROBATION IMPOSED PENALTIES	40422	7,456	3,642	7,000	7,000
TOTAL FINES, FORFEITURES & ASSMNTS		**20,238**	**14,096**	**17,000**	**17,000**
REV FROM USE OF MONEY & PROP					
INTEREST	40430	59,716	44,173		
TOTAL REV FROM USE OF MONEY & PROP		**59,716**	**44,173**	**0**	**0**
INTERGOVERNMENTAL REVENUES					
ST AID-PROP 172 FR FD72406	40495	2,543,575	2,823,304	2,519,320	2,672,408
ST-CORRECTIONS	40784	3,156,869	3,321,782	3,718,942	3,970,372
ST-SB 924 CDC TRAINING	40796	56,700	60,216	58,344	58,344
ST-STATE-JUVENILE PROBTN FNDNG	40855	1,301,862	2,191,928	1,625,559	1,625,559
ST-MANDATED COST REIMBURSEMENT	40872	239,175	248,009	238,956	238,956
ST-SPP LW ENFRC SV SLESA/SLESF	40883	1,060,998	1,156,076	1,177,686	1,177,686
ST-VICTIM COMPENSATION PROG	40889	27,618	28,113		
ST-OTHER	40894	115,804	114,554	112,500	112,500
ST-SB163 WRAPAROUND PROGRAM	40895	294,475			
ST-AB109 PROGRAM	40901	7,018,121	9,394,699	8,571,368	8,571,368
ST-CCPIF SB678 PC1230(A)	40903	939,089	1,750,790	1,820,398	1,820,398
FED-MAA/TCM MEDI-CAL ADMIN ACT	40935	758,846	853,018	800,000	800,000
FED-FEMA	41093	-2,974	113		
FED-OTHER	41096	397,061	314,850	308,936	325,762
FED-PROBATION TITLE IVE	41097	289,094	403,118	337,500	337,500
FED-CARES ACT CRF FUNDING	41148	94,136			
AID FROM OTHER GOV AGENCIES	41155	39,000	39,000	39,000	39,000
AID FROM OTH GOV-COUNTIES	41157	53,229	28,619		
TOTAL INTERGOVERNMENTAL REVENUES		**18,382,678**	**22,728,189**	**21,328,509**	**21,749,853**
CHARGES FOR SERVICES					
PROBATION SERVICES FEE	41474	2,895	229		
DOMESTIC VIOLENCE DIVERSN FEES	41526	35			
ELECTRONIC SUPERVISION PROGRAM	41532	67			
OTHER LAW ENFORCEMENT SERVICES	41548	127			
OTHER CHARGES CURRENT SERVICES	42047	47,927	56,976	75,000	75,000
TOTAL CHARGES FOR SERVICES		**51,051**	**57,205**	**75,000**	**75,000**
MISC. REVENUES					
CONTRIBUTIONS FROM OTHER FUNDS	42367	131,711	68,673	170,909	170,909
CONTRIBUTIONS AND DONATIONS	42372	118,149	89,147	40,000	40,000
NSF CHECKS	42380	-852	-63		
OTHER REVENUE	42384	-3,160			
TOTAL MISC. REVENUES		**245,848**	**157,757**	**210,909**	**210,909**
TOTAL REVENUE		**18,759,531**	**23,001,420**	**21,631,418**	**22,052,762**
SALARIES AND EMPLOYEE BENEF					
REGULAR PAY-PERMANENT	51000	7,570,459	8,286,543	9,580,151	9,790,651
OVERTIME PAY-PERMANENT	51005	61,312	166,923		

COUNTY OF SANTA CRUZ

DETAIL OF FINANCING SOURCES AND USES
GOVERNMENTAL FUNDS
FISCAL YEAR 2022-23

BUDGET UNIT: 57/40/00 -- PROBATION/PROBATION
FUNCTION: PUBLIC PROTECTION
ACTIVITY: DETENTION & CORRECTION
FUND: 10-000

Detail by Revenue and Expenditure Object		2020-21 Actuals	2021-22 Actual [x] Estimated [ ]	2022-23 Recommended Budget	2022-23 Adopted by the Board of Supervisors
REGULAR PAY-EXTRA HELP	51010	73,219	87,437	22,312	22,312
DIFFERENTIAL PAY	51040	132,165	147,266	146,268	146,268
OASDI-SOCIAL SECURITY	52010	203,813	225,540	274,445	274,445
PERS	52015	2,562,683	1,972,301	3,826,439	3,826,439
EMPLOYEE INSURANCE & BENEFITS	53010	1,757,210	1,749,002	1,940,364	1,940,364
UNEMPLOYMENT INSURANCE	53015	10,245	3,120	1,319	1,319
WORKERS COMPENSATION INSURANCE	54010	330,099	232,060	186,667	186,667
TOTAL SALARIES AND EMPLOYEE BENEF		**12,701,205**	**12,870,192**	**15,977,965**	**16,188,465**
SERVICES AND SUPPLIES					
CLOTHING & PERSONAL SUPPLIES	61110	1,802	14,260	1,000	1,000
POLICE SAFETY EQUIP-REPLACE	61115	18,705	37,151	61,000	61,000
UNIFORM REPLACEMENT	61125	11			
RADIO	61215	9,456	8,184	10,752	9,058
TELECOM SERVICES	61220	136,269	155,941	184,301	153,538
FOOD	61310	17,958	26,967	30,000	30,000
KITCHEN EXPENSE-SERVICES	61415		2,463		
MAINT-OFFICE EQUIPMNT-SERVICES	61725	8,423	8,809	35,268	35,268
FACILITIES MAINT-GENERAL-SERV	61835	2,523			
OTHER MEDICAL MATERIALS & SUPP	61922	1,084	2,652		
MEMBERSHIPS	62020	10,242	14,357	10,222	10,222
MISCELLANEOUS EXPENSE-SERVICES	62111	900		500	500
DUPLICATING SERVICES	62214	2,139	4,024	2,500	2,500
BOOKS	62215	2,725	409	5,000	5,000
PC SOFTWARE PURCHASES	62219	35,615	40,610	40,000	40,000
POSTAGE	62221	11,379	10,999	16,200	16,200
SUBSCRIPTIONS/PERIODICALS	62222	1,121	2,280	150	150
SUPPLIES	62223	17,894	31,271	50,863	50,863
INVENTORIABLE ITEMS <5000	62226	109,649	55,985	34,721	34,721
SOFTWARE LICENSE SERVICES	62227	495			
SAFETY SUPPLIES	62228	38,938	11,438	11,439	11,439
CUSTODIAL SERVICES	62321	481			
DATA PROCESSING SERVICES	62325	555,712	464,527	455,458	469,968
DPW SERVICES-GENERAL MONEY	62330	154,794	68,176	186,475	186,475
HSA-INTERDEPARTMENT	62350	860,585	586,583	1,243,925	1,243,925
HOSPITAL SVCS-INTERDEPARTMENT	62352	130,000	130,000	130,000	130,000
MEDICAL SERVICES	62366	19,410	12,771	39,690	39,690
MEDICAL SERVICES-OTHER	62367	42,657	53,818	85,000	85,000
PROF & SPECIAL SERV-OTHER	62381	4,384,854	5,138,257	6,437,849	6,707,605
PUBLIC DEFENDER CONTRACT	62385	804			
EQUIPMENT LEASE & RENT	62500	25,613		28,185	28,185
RENTS/LEASES-STRUC IMP & GRNDS	62610	347,475	16,780	371,048	371,048
ADVERTISING & PROMOTION SUPP	62801	116	704		
FINGERPRINT PROCESSING	62833	1,376	2,176		
SPECIAL MISC EXPENSE-SERVICES	62856	770,670	35,016	48,490	48,490

COUNTY OF SANTA CRUZ

DETAIL OF FINANCING SOURCES AND USES
GOVERNMENTAL FUNDS
FISCAL YEAR 2022-23

BUDGET UNIT: 57/40/00 -- PROBATION/PROBATION
FUNCTION: PUBLIC PROTECTION
ACTIVITY: DETENTION & CORRECTION
FUND: 10-000

Detail by Revenue and Expenditure Object		2020-21 Actuals	2021-22 Actual [x] Estimated [ ]	2022-23 Recommended Budget	2022-23 Adopted by the Board of Supervisors
SPECIAL MISC EXPENSE-SUPPLIES	62857	16,978	16,339	32,000	32,000
PREVENTION PROGRAM	62866	4,040	7,135		
RECREATION & THERAPY SUPPLIES	62873		279		
SUBSCRIPTIONS BOOKS & ED MATER	62890	2,373	2,442		
TEMP ASST NEEDY FAM (TANF)	62891	1,019	947	1,020	1,020
AIR FARE	62910	2,121	6,505	24,000	24,000
AUTO RENTALS	62912	159	1,481	5,500	5,500
EDUCATION & TRAINING(REPT)	62914	58,167	67,481	67,114	67,114
GAS, OIL, FUEL	62920	40	113		
LODGING	62922	14,068	59,362	92,000	92,000
MEALS	62924	5,022	12,923	21,910	21,910
MILEAGE	62926	6,135	11,270	38,390	38,390
TRAVEL-OTHER(NON-REPT)	62928	191	1,148	2,500	2,500
SERVICE CENTER CHARGES	62935	23,094	43,606	37,963	29,411
SERVICE CENTER REPLCMT INCRMNT	62936	16,532	18,242	16,532	18,242
SERVICE CENTER DEPREC CHG	62937	38,569	36,629	38,569	36,629
SERV CTR POOL VEH CHARGES	62938		306		
UTILITIES	63070	45,718	95,214	42,000	42,000
TOTAL SERVICES AND SUPPLIES		**7,956,101**	**7,318,030**	**9,939,534**	**10,182,561**
OTHER CHARGES					
PRINCIPAL ON LEASE PURCHASES	74230	1,107	51	1,158	1,158
PRINCIPAL ON ROU LEASES	74231		270,585		
INTEREST ON LEASE PURCHASES	74420	340	-51	290	290
INTEREST ON ROU LEASES	74421		72,167		
CERT OF PARTIC CONTRIB	75216	26,888			
COUNTY OVERHEAD GRANTS	75316	1,644			
TOTAL OTHER CHARGES		**29,979**	**342,752**	**1,448**	**1,448**
OTHER FINANCING USES					
OPERATING TRANSFERS OUT	90000		67,165		50,000
TOTAL OTHER FINANCING USES		**0**	**67,165**	**0**	**50,000**
INTRAFUND TRANSFERS					
INTRA-FUND TRANSFERS-IN	95001		-6,063,410	-399,725	-429,725
INTRA-FUND TRANSFERS-OUT	95002		5,660,929	274,894	274,894
INTRA-FUND TRF-MANAGEMNT SERVS	95220		226		
INTRA-FUND TRF-POB	95223		1,085,948		
INTRA-FUND TRF OUT-OTHER	95226		39		
INTRA-FUND TRF-PROBATION	95228	-196,206	153,280	-12,650	-12,650
TOTAL INTRAFUND TRANSFERS		**-196,206**	**837,012**	**-137,481**	**-167,481**
TOTAL EXPENDITURES/APPROPRIATIONS		**20,491,079**	**21,435,151**	**25,781,466**	**26,254,993**
NET COST		**1,731,548**	**-1,566,269**	**4,150,048**	**4,202,231**

COUNTY OF SANTA CRUZ

DETAIL OF FINANCING SOURCES AND USES
GOVERNMENTAL FUNDS
FISCAL YEAR 2022-23

BUDGET UNIT: 57/60/00 -- PROBATION/STATE CORRECTIONAL SCHOOLS
FUNCTION: PUBLIC PROTECTION
ACTIVITY: DETENTION & CORRECTION
FUND: 10-000

Detail by Revenue and Expenditure Object		2020-21 Actuals	2021-22 Actual [x] Estimated [ ]	2022-23 Recommended Budget	2022-23 Adopted by the Board of Supervisors
SERVICES AND SUPPLIES					
MEDICAL SERVICES-OTHER	62367			40,140	40,140
TOTAL SERVICES AND SUPPLIES		**0**	**0**	**40,140**	**40,140**
OTHER CHARGES					
SUPPORT AND CARE OF PERSNS-OTH	74088	45,369	47,342	24,000	24,000
TOTAL OTHER CHARGES		**45,369**	**47,342**	**24,000**	**24,000**
TOTAL EXPENDITURES/APPROPRIATIONS		**45,369**	**47,342**	**64,140**	**64,140**
NET COST		**45,369**	**47,342**	**64,140**	**64,140**

COUNTY OF SANTA CRUZ

DETAIL OF FINANCING SOURCES AND USES
GOVERNMENTAL FUNDS
FISCAL YEAR 2022-23

BUDGET UNIT: 57/70/00 -- PROBATION/CARE OF COURT WARDS
FUNCTION: PUBLIC ASSISTANCE
ACTIVITY: CARE OF COURT WARDS
FUND: 10-000

Detail by Revenue and Expenditure Object		2020-21 Actuals	2021-22 Actual [x] Estimated [ ]	2022-23 Recommended Budget	2022-23 Adopted by the Board of Supervisors
INTERGOVERNMENTAL REVENUES					
ST-CORRECTIONS	40784		250,000	624,212	624,212
TOTAL INTERGOVERNMENTAL REVENUES		**0**	**250,000**	**624,212**	**624,212**
TOTAL REVENUE		**0**	**250,000**	**624,212**	**624,212**
SERVICES AND SUPPLIES					
TELECOM SERVICES	61220		4,422		
HSA-INTERDEPARTMENT	62350	12,263		30,000	30,000
PROF & SPECIAL SERV-OTHER	62381		52,500	691,712	691,712
TOTAL SERVICES AND SUPPLIES		**12,263**	**56,922**	**721,712**	**721,712**
OTHER CHARGES					
FOSTER CARE & JUVENLE INSTITUT	74032	106,553	55,696	469,000	469,000
TOTAL OTHER CHARGES		**106,553**	**55,696**	**469,000**	**469,000**
INTRAFUND TRANSFERS					
INTRA-FUND TRANSFERS-IN	95001			-67,500	-67,500
INTRA-FUND TRANSFERS-OUT	95002		197,500		
INTRA-FUND TRF-PROBATION	95228		12,263		
TOTAL INTRAFUND TRANSFERS		**0**	**209,763**	**-67,500**	**-67,500**
TOTAL EXPENDITURES/APPROPRIATIONS		**118,816**	**322,381**	**1,123,212**	**1,123,212**
NET COST		**118,816**	**72,381**	**499,000**	**499,000**

COUNTY OF SANTA CRUZ

DETAIL OF FINANCING SOURCES AND USES
GOVERNMENTAL FUNDS
FISCAL YEAR 2022-23

BUDGET UNIT: 59/00/00 -- PUBLIC DEFENDER
FUNCTION: PUBLIC PROTECTION
ACTIVITY: JUDICIAL
FUND: 10-000

Detail by Revenue and Expenditure Object		2020-21 Actuals	2021-22 Actual [x] Estimated [ ]	2022-23 Recommended Budget	2022-23 Adopted by the Board of Supervisors
INTERGOVERNMENTAL REVENUES					
ST-OTHER	40894			354,416	354,416
ST-AB109 PROGRAM	40901	110,945	167,119	115,000	115,000
TOTAL INTERGOVERNMENTAL REVENUES		**110,945**	**167,119**	**469,416**	**469,416**
CHARGES FOR SERVICES					
PUBLIC DEFENDER FEES	41260	1,120	947		
PUBLIC DEFENDER REGISTR FEES	41262	5,596			
TOTAL CHARGES FOR SERVICES		**6,716**	**947**	**0**	**0**
TOTAL REVENUE		**117,661**	**168,066**	**469,416**	**469,416**
SALARIES AND EMPLOYEE BENEF					
REGULAR PAY-PERMANENT	51000		284,309	6,752,565	6,900,965
OVERTIME PAY-PERMANENT	51005		481	65,000	65,000
REGULAR PAY-EXTRA HELP	51010			65,000	65,000
DIFFERENTIAL PAY	51040			145,875	145,875
OASDI-SOCIAL SECURITY	52010		21,591	431,394	431,394
PERS	52015		77,942	1,937,311	1,937,311
EMPLOYEE INSURANCE & BENEFITS	53010		45,556	600,966	600,966
TOTAL SALARIES AND EMPLOYEE BENEF		**0**	**429,879**	**9,998,111**	**10,146,511**
SERVICES AND SUPPLIES					
TELECOM SERVICES	61220		884	35,955	985
JANITORIAL SERVICES	61412		4,516		
JURY AND WITNESS EXP-TYPE 3	61610			25,000	25,000
MAINT-DATA PROCESS EQMT-SERV	61717			109,254	109,254
MAINT-OFFICE EQUIPMNT-SERVICES	61725			26,800	26,800
FACILITIES MAINT-GENERAL-SERV	61835		25,457		
MEMBERSHIPS	62020			30,000	30,000
MISCELLANEOUS EXPENSE-SERVICES	62111	2,100			
DUPLICATING SERVICES	62214		6	6,000	6,000
PC SOFTWARE PURCHASES	62219		2,769	36,169	36,169
POSTAGE	62221		1	7,500	7,500
SUPPLIES	62223	43,687	73,301	141,000	141,000
INVENTORIABLE ITEMS <5000	62226		402,450	45,000	45,000
SOFTWARE LICENSE SERVICES	62227		191		
ACCOUNTING AND AUDITING FEES	62301			5,140	5,140
DATA PROCESSING SERVICES	62325		18,104	225,000	7,079
DATA PROCESSING PRINTING	62326			2,100	2,100
DPW SERVICES-GENERAL MONEY	62330		4,736		
PROF & SPECIAL SERV-OTHER	62381	1,186,144	2,416,930	900,000	984,456
PUB DEF CONFLICTS CONTRACT	62384	2,511,328	2,636,894	2,200,000	2,200,000
PUBLIC DEFENDER CONTRACT	62385	7,803,838	8,185,038		
PUBLIC DEFENDER/SPECIAL	62386	360,010	628,583	650,000	700,881
LEGAL NOTICES	62420			500	500
EQUIPMENT LEASE & RENT	62500			35,000	35,000
RENTS/LEASES-STRUC IMP & GRNDS	62610	76,246	61,434	340,000	340,000

COUNTY OF SANTA CRUZ

DETAIL OF FINANCING SOURCES AND USES
GOVERNMENTAL FUNDS
FISCAL YEAR 2022-23

BUDGET UNIT: 59/00/00 -- PUBLIC DEFENDER
FUNCTION: PUBLIC PROTECTION
ACTIVITY: JUDICIAL
FUND: 10-000

Detail by Revenue and Expenditure Object		2020-21 Actuals	2021-22 Actual [x] Estimated [ ]	2022-23 Recommended Budget	2022-23 Adopted by the Board of Supervisors
ADVERTISING & PROMOTION SUPP	62801		2,944		3,593
SUBSCRIPTIONS BOOKS & ED MATER	62890			40,000	40,000
AIR FARE	62910			4,000	4,000
AUTO RENTALS	62912			500	500
LODGING	62922		680	12,500	12,500
MEALS	62924		165	6,000	6,000
MILEAGE	62926		53	50,000	50,000
TRAVEL-OTHER(NON-REPT)	62928		820	1,250	1,250
REGISTRATIONS (NON REPT)	62930			11,500	11,500
SERV CTR POOL VEH CHARGES	62938			10,000	10,000
UTILITIES	63070	4,088	4,874	45,000	45,000
TOTAL SERVICES AND SUPPLIES		**11,987,441**	**14,470,830**	**5,001,168**	**4,887,207**
OTHER CHARGES					
PRINCIPAL ON ROU LEASES	74231		60,028		
INTEREST ON ROU LEASES	74421		12,602		
TOTAL OTHER CHARGES		**0**	**72,630**	**0**	**0**
FIXED ASSETS					
BUILDINGS AND IMPROVEMENTS	86110		81,409		
EQUIPMENT	86204		14,552		5,902
TOTAL FIXED ASSETS		**0**	**95,961**	**0**	**5,902**
OTHER FINANCING USES					
OPER TRF OUT-TO PLANT FUND	90040				104,997
TOTAL OTHER FINANCING USES		**0**	**0**	**0**	**104,997**
INTRAFUND TRANSFERS					
INTRA-FUND TRANSFERS-IN	95001		-37,000		
INTRA-FUND TRANSFERS-OUT	95002		37,000		
TOTAL INTRAFUND TRANSFERS		**0**	**0**	**0**	**0**
TOTAL EXPENDITURES/APPROPRIATIONS		**11,987,441**	**15,069,300**	**14,999,279**	**15,144,617**
NET COST		**11,869,780**	**14,901,234**	**14,529,863**	**14,675,201**

STATE CONTROLLER SCHEDULES
COUNTY BUDGET ACT
JANUARY 2010 EDITION, REVISION #1

SCHEDULE 9

COUNTY OF SANTA CRUZ
DETAIL OF FINANCING SOURCES AND USES
GOVERNMENTAL FUNDS
FISCAL YEAR 2022-23

BUDGET UNIT: 60/20/00 -- PUBLIC WORKS/ROADS
FUNCTION: GENERAL GOVERNMENT
ACTIVITY: PROP MGMT
FUND: 10-900 REAL ESTATE

Detail by Revenue and Expenditure Object		2020-21 Actuals	2021-22 Actual [x] Estimated [ ]	2022-23 Recommended Budget	2022-23 Adopted by the Board of Supervisors
REV FROM USE OF MONEY & PROP					
INTEREST	40430	2,535	1,907	1,009	1,009
RENTS & CONCESSIONS	40440	8,827	9,180	9,180	9,180
TOTAL REV FROM USE OF MONEY & PROP		**11,362**	**11,087**	**10,189**	**10,189**
CHARGES FOR SERVICES					
JOB COST BILLINGS ONLY	42108	14,135	17,806		
REPAIR & MAINTENANCE SERVICES	42118	40,965	20,994	382,112	382,112
TOTAL CHARGES FOR SERVICES		**55,100**	**38,800**	**382,112**	**382,112**
MISC. REVENUES					
OTHER REVENUE	42384		2,500	10,000	10,000
TOTAL MISC. REVENUES		**0**	**2,500**	**10,000**	**10,000**
OTHER FINANCING SOURCES					
OPERATING TRANSFER IN	42462		36,929		25,000
TOTAL OTHER FINANCING SOURCES		**0**	**36,929**	**0**	**25,000**
TOTAL REVENUE		**66,462**	**89,316**	**402,301**	**427,301**
SERVICES AND SUPPLIES					
DPW SERVICES-GENERAL MONEY	62330	125,519	130,503	242,351	272,751
TOTAL SERVICES AND SUPPLIES		**125,519**	**130,503**	**242,351**	**272,751**
TOTAL EXPENDITURES/APPROPRIATIONS		**125,519**	**130,503**	**242,351**	**272,751**
NET COST		**59,057**	**41,187**	**-159,950**	**-154,550**

STATE CONTROLLER SCHEDULES
COUNTY BUDGET ACT
JANUARY 2010 EDITION, REVISION #1

SCHEDULE 9

COUNTY OF SANTA CRUZ
DETAIL OF FINANCING SOURCES AND USES
GOVERNMENTAL FUNDS
FISCAL YEAR 2022-23

BUDGET UNIT: 60/20/00 -- PUBLIC WORKS/ROADS
FUNCTION: GENERAL GOVERNMENT
ACTIVITY: OTHER GENERAL
FUND: 10-901 SURVEYOR

Detail by Revenue and Expenditure Object		2020-21 Actuals	2021-22 Actual [x] Estimated [ ]	2022-23 Recommended Budget	2022-23 Adopted by the Board of Supervisors
CHARGES FOR SERVICES					
CORNER RECORD	41294	447	640	650	650
DEVELOPMENT REVIEW GROUP	41296	1,000			
MONUMENTATION FEES	41316	61,040	68,141	36,100	36,100
PLAN CHECKING FEES	41322	106,431	57,102	107,000	107,000
RECORD OF SURVEY CHECKING	41346	27,300	50,000	38,000	38,000
RECORDING FEES	41560		340		
TOTAL CHARGES FOR SERVICES		**196,218**	**176,223**	**181,750**	**181,750**
MISC. REVENUES					
SALES-OTHER-NON TAXABLE	42332		3,873		
OTHER REVENUE	42384	20,055			
TOTAL MISC. REVENUES		**20,055**	**3,873**	**0**	**0**
OTHER GOVERNMENTAL UNIT REVENU					
MISS PRSN DNAPC14251A DTH CRTS	42727		10		
TOTAL OTHER GOVERNMENTAL UNIT REVENU		**0**	**10**	**0**	**0**
TOTAL REVENUE		**216,273**	**180,106**	**181,750**	**181,750**
SERVICES AND SUPPLIES					
DPW SERVICES-GENERAL MONEY	62330	216,697	208,470	181,750	181,750
TOTAL SERVICES AND SUPPLIES		**216,697**	**208,470**	**181,750**	**181,750**
TOTAL EXPENDITURES/APPROPRIATIONS		**216,697**	**208,470**	**181,750**	**181,750**
NET COST		**424**	**28,364**	**0**	**0**

STATE CONTROLLER SCHEDULES
COUNTY BUDGET ACT
JANUARY 2010 EDITION, REVISION #1

SCHEDULE 9

COUNTY OF SANTA CRUZ
DETAIL OF FINANCING SOURCES AND USES
GOVERNMENTAL FUNDS
FISCAL YEAR 2022-23

BUDGET UNIT: 60/20/00 -- PUBLIC WORKS/ROADS
FUNCTION: PUBLIC WAYS AND FACILITIES
ACTIVITY: PARKING FACILITIES
FUND: 10-902 LIVE OAK PARKING

Detail by Revenue and Expenditure Object		2020-21 Actuals	2021-22 Actual [x] Estimated [ ]	2022-23 Recommended Budget	2022-23 Adopted by the Board of Supervisors
LICENSES, PERMITS AND FRANCHIS					
ROAD PRIVILEGES & PERMITS	40262	47,343			
TOTAL LICENSES, PERMITS AND FRANCHIS		**47,343**	**0**	**0**	**0**
TOTAL REVENUE		**47,343**	**0**	**0**	**0**
SERVICES AND SUPPLIES					
DPW SERVICES-GENERAL MONEY	62330	227,242	1,390		
TOTAL SERVICES AND SUPPLIES		**227,242**	**1,390**	**0**	**0**
TOTAL EXPENDITURES/APPROPRIATIONS		**227,242**	**1,390**	**0**	**0**
NET COST		**179,899**	**1,390**	**0**	**0**

STATE CONTROLLER SCHEDULES
COUNTY BUDGET ACT
JANUARY 2010 EDITION, REVISION #1

SCHEDULE 9

COUNTY OF SANTA CRUZ
DETAIL OF FINANCING SOURCES AND USES
GOVERNMENTAL FUNDS
FISCAL YEAR 2022-23

BUDGET UNIT: 60/20/00 -- PUBLIC WORKS/ROADS
FUNCTION: PUBLIC PROTECTION
ACTIVITY: PROTECT INSPECTION
FUND: 10-903 CONSTRUCTION INSPECTION

Detail by Revenue and Expenditure Object		2020-21 Actuals	2021-22 Actual [x] Estimated [ ]	2022-23 Recommended Budget	2022-23 Adopted by the Board of Supervisors
CHARGES FOR SERVICES					
INSPECTION CHARGES	41304	67,558	115,311	275,000	275,000
TOTAL CHARGES FOR SERVICES		**67,558**	**115,311**	**275,000**	**275,000**
TOTAL REVENUE		**67,558**	**115,311**	**275,000**	**275,000**
SERVICES AND SUPPLIES					
DPW SERVICES-GENERAL MONEY	62330	84,538	121,641	275,000	275,000
TOTAL SERVICES AND SUPPLIES		**84,538**	**121,641**	**275,000**	**275,000**
TOTAL EXPENDITURES/APPROPRIATIONS		**84,538**	**121,641**	**275,000**	**275,000**
NET COST		**16,980**	**6,330**	**0**	**0**

STATE CONTROLLER SCHEDULES
COUNTY BUDGET ACT
JANUARY 2010 EDITION, REVISION #1

SCHEDULE 9

COUNTY OF SANTA CRUZ
DETAIL OF FINANCING SOURCES AND USES
GOVERNMENTAL FUNDS
FISCAL YEAR 2022-23

BUDGET UNIT: 60/50/00 -- PUBLIC WORKS/ENGINEERING
FUNCTION: GENERAL GOVERNMENT
ACTIVITY: OTHER GENERAL
FUND: 10-000

Detail by Revenue and Expenditure Object		2020-21 Actuals	2021-22 Actual [x] Estimated [ ]	2022-23 Recommended Budget	2022-23 Adopted by the Board of Supervisors
CHARGES FOR SERVICES					
CORNER RECORD	41294		10		
ROAD PLANNING-RESIDENTIAL	41349	50,140	92,920	65,000	65,000
ROAD PLANNING - COMMERCIAL	41351	14,410	9,170	30,000	30,000
DEVELOPMENT REVIEW GROUP	41614	4,902	1,634	3,000	3,000
JOB COST BILLINGS ONLY	42108	31,976	23,229	45,000	45,000
TOTAL CHARGES FOR SERVICES		**101,428**	**126,963**	**143,000**	**143,000**
MISC. REVENUES					
OTHER REVENUE	42384	34,529			
TOTAL MISC. REVENUES		**34,529**	**0**	**0**	**0**
TOTAL REVENUE		**135,957**	**126,963**	**143,000**	**143,000**
SERVICES AND SUPPLIES					
DPW SERVICES-GENERAL MONEY	62330	131,056	123,864	143,000	143,000
TOTAL SERVICES AND SUPPLIES		**131,056**	**123,864**	**143,000**	**143,000**
TOTAL EXPENDITURES/APPROPRIATIONS		**131,056**	**123,864**	**143,000**	**143,000**
NET COST		**-4,901**	**-3,099**	**0**	**0**

STATE CONTROLLER SCHEDULES
COUNTY BUDGET ACT
JANUARY 2010 EDITION, REVISION #1

SCHEDULE 9

COUNTY OF SANTA CRUZ
DETAIL OF FINANCING SOURCES AND USES
GOVERNMENTAL FUNDS
FISCAL YEAR 2022-23

BUDGET UNIT: 60/20/00 -- PUBLIC WORKS/ROADS
FUNCTION: PUBLIC WAYS AND FACILITIES
ACTIVITY: PUBLIC WAYS
FUND: 21-001 ROAD IMPROVEMENT FUNDS

Detail by Revenue and Expenditure Object		2020-21 Actuals	2021-22 Actual [x] Estimated [ ]	2022-23 Recommended Budget	2022-23 Adopted by the Board of Supervisors
REV FROM USE OF MONEY & PROP					
INTEREST	40430	8,066	5,763	2,200	2,200
TOTAL REV FROM USE OF MONEY & PROP		**8,066**	**5,763**	**2,200**	**2,200**
CHARGES FOR SERVICES					
NON RESIDENTIAL DEVELPMNT FEES	41572	193,500	11,400		
PUBLIC SERVICES	41684	1,000			
RESIDENTIAL DEVELOPMENT FEES	41688	199,822	61,820	48,000	48,000
TOTAL CHARGES FOR SERVICES		**394,322**	**73,220**	**48,000**	**48,000**
TOTAL REVENUE		**402,388**	**78,983**	**50,200**	**50,200**
SERVICES AND SUPPLIES					
DPW SERVICES-GENERAL MONEY	62330	323,370	155,685	1,159,286	1,149,079
TOTAL SERVICES AND SUPPLIES		**323,370**	**155,685**	**1,159,286**	**1,149,079**
TOTAL EXPENDITURES/APPROPRIATIONS		**323,370**	**155,685**	**1,159,286**	**1,149,079**
NET COST		**-79,018**	**76,702**	**1,109,086**	**1,098,879**

STATE CONTROLLER SCHEDULES
COUNTY BUDGET ACT
JANUARY 2010 EDITION, REVISION #1

SCHEDULE 9

COUNTY OF SANTA CRUZ
DETAIL OF FINANCING SOURCES AND USES
GOVERNMENTAL FUNDS
FISCAL YEAR 2022-23

BUDGET UNIT: 60/20/00 -- PUBLIC WORKS/ROADS
FUNCTION: PUBLIC WAYS AND FACILITIES
ACTIVITY: PUBLIC WAYS
FUND: 21-002 TRANSPORTATION IMPROVEMENT FDS

Detail by Revenue and Expenditure Object		2020-21 Actuals	2021-22 Actual [x] Estimated [ ]	2022-23 Recommended Budget	2022-23 Adopted by the Board of Supervisors
REV FROM USE OF MONEY & PROP					
INTEREST	40430	6,760	4,731	3,550	3,550
TOTAL REV FROM USE OF MONEY & PROP		**6,760**	**4,731**	**3,550**	**3,550**
CHARGES FOR SERVICES					
NON RESIDENTIAL DEVELPMNT FEES	41572	193,500			
RESIDENTIAL DEVELOPMENT FEES	41688	204,500	55,500	50,500	50,500
TOTAL CHARGES FOR SERVICES		**398,000**	**55,500**	**50,500**	**50,500**
TOTAL REVENUE		**404,760**	**60,231**	**54,050**	**54,050**
SERVICES AND SUPPLIES					
DPW SERVICES-GENERAL MONEY	62330	350,303	233,211	852,185	841,122
TOTAL SERVICES AND SUPPLIES		**350,303**	**233,211**	**852,185**	**841,122**
TOTAL EXPENDITURES/APPROPRIATIONS		**350,303**	**233,211**	**852,185**	**841,122**
NET COST		**-54,457**	**172,980**	**798,135**	**787,072**

STATE CONTROLLER SCHEDULES
COUNTY BUDGET ACT
JANUARY 2010 EDITION, REVISION #1

SCHEDULE 9

COUNTY OF SANTA CRUZ
DETAIL OF FINANCING SOURCES AND USES
GOVERNMENTAL FUNDS
FISCAL YEAR 2022-23

BUDGET UNIT: 60/20/00 -- PUBLIC WORKS/ROADS
FUNCTION: PUBLIC WAYS AND FACILITIES
ACTIVITY: PUBLIC WAYS
FUND: 21-220 TRANSPORTATION

Detail by Revenue and Expenditure Object		2020-21 Actuals	2021-22 Actual [x] Estimated [ ]	2022-23 Recommended Budget	2022-23 Adopted by the Board of Supervisors
REV FROM USE OF MONEY & PROP					
INTEREST	40430	1,302	1,303	1,000	1,000
TOTAL REV FROM USE OF MONEY & PROP		**1,302**	**1,303**	**1,000**	**1,000**
CHARGES FOR SERVICES					
OTHER ROAD & STREET SERVICES	41582	8,844	591,433	175,000	175,000
TOTAL CHARGES FOR SERVICES		**8,844**	**591,433**	**175,000**	**175,000**
TOTAL REVENUE		**10,146**	**592,736**	**176,000**	**176,000**
SERVICES AND SUPPLIES					
DPW SERVICES-GENERAL MONEY	62330	116,979	199,526	510,124	691,814
TOTAL SERVICES AND SUPPLIES		**116,979**	**199,526**	**510,124**	**691,814**
TOTAL EXPENDITURES/APPROPRIATIONS		**116,979**	**199,526**	**510,124**	**691,814**
NET COST		**106,833**	**-393,210**	**334,124**	**515,814**

STATE CONTROLLER SCHEDULES
COUNTY BUDGET ACT
JANUARY 2010 EDITION, REVISION #1

SCHEDULE 9

COUNTY OF SANTA CRUZ
DETAIL OF FINANCING SOURCES AND USES
GOVERNMENTAL FUNDS
FISCAL YEAR 2022-23

BUDGET UNIT: 60/20/00 -- PUBLIC WORKS/ROADS
FUNCTION: PUBLIC WAYS AND FACILITIES
ACTIVITY: PUBLIC WAYS
FUND: 25 ROADS

Detail by Revenue and Expenditure Object		2020-21 Actuals	2021-22 Actual [x] Estimated [ ]	2022-23 Recommended Budget	2022-23 Adopted by the Board of Supervisors
TAXES					
MEAS D 1/2 CENT-SALES TAX	40186	3,693,317	3,552,762	3,668,209	3,668,209
TOTAL TAXES		**3,693,317**	**3,552,762**	**3,668,209**	**3,668,209**
REV FROM USE OF MONEY & PROP					
INTEREST	40430	-91,715	-63,854	-20,000	-20,000
RENTS & CONCESSIONS	40440	6,644	4,712	44,000	44,000
TOTAL REV FROM USE OF MONEY & PROP		**-85,071**	**-59,142**	**24,000**	**24,000**
INTERGOVERNMENTAL REVENUES					
ST-HIGHWAY USER TAX-SEC 2103	40458	1,754,140	1,926,281	2,562,210	2,562,210
ST-HIGHWAY USER TAX-SEC 2104	40460	2,422,719	2,399,936	3,045,376	3,045,376
ST-HIGHWAY USER TAX-SEC 2106	40462	542,040	542,675	1,647,548	1,647,548
ST HWY TX-SEC 2105(A)/PROP 111	40464	1,326,589	1,310,613	683,383	683,383
ST HWY TX- SB1 2017	40465	5,695,898	3,867,589	6,408,958	9,284,041
ST-RSTPX RG SRF TRNSP PRG EXCH	40761	4,700,216	-200,612	2,306,163	3,612,326
ST-STIP STATE TRANSP IMPRV PRG	40770		1,931,443		
ST-NATURAL DISASTER ASSISTANCE	40810	2,411,543	3,521,061	3,892,319	7,109,359
ST-EXCHANGE FUNDS FAS/FAU	40866	324,813	324,813	324,813	324,813
ST-OTHER	40894	2,185,925	-1,461,481	17,463,000	20,619,436
FED-FAS/FAU EMERGENCY RELIEF	41044	12,667,557	7,122,165	8,351,007	19,369,887
FED-HAZARD ELIMINATION SAFETY	41050	495,284	-182,385	1,713,610	1,713,610
FED-FEMA	41093	4,313,963	1,697,588	4,683,600	15,782,781
FED-HBRR	41094	205,322	513,029	4,731,328	5,090,171
FED-ARP FUNDING	41149			1,200,000	1,200,000
CONTR FR OTHER GOVT AGENCIES	41150		22,000		
TOTAL INTERGOVERNMENTAL REVENUES		**39,046,009**	**23,334,715**	**59,013,315**	**92,044,941**
CHARGES FOR SERVICES					
ENCROACHMENT FEES	41570	228,304	282,742	162,500	162,500
ROAD IMPROVEMENT FEES	41571		473,345		299,928
OTHER ROAD & STREET SERVICES	41582	673,674		53,904	684,416
STREET SIGN CONSTRUCTION	41584	655	3,311	2,000	2,000
OTHER WASTE HAULER PAYMENTS	41847	1,416,904	1,485,006	1,400,000	1,400,000
TOTAL CHARGES FOR SERVICES		**2,319,537**	**2,244,404**	**1,618,404**	**2,548,844**
MISC. REVENUES					
CONTRIBUTIONS AND DONATIONS	42372		100,000		
INSURANCE PROCEEDS	42375	-2,330,655	1,195,372		
OTHER REVENUE	42384	1,028,288	612,923	25,000	25,000
TOTAL MISC. REVENUES		**-1,302,367**	**1,908,295**	**25,000**	**25,000**
OTHER FINANCING SOURCES					
OPERATING TRANSFER IN	42462	3,433,465	4,621,617	3,720,765	3,720,765
TOTAL OTHER FINANCING SOURCES		**3,433,465**	**4,621,617**	**3,720,765**	**3,720,765**
TOTAL REVENUE		**47,104,890**	**35,602,651**	**68,069,693**	**102,031,759**

STATE CONTROLLER SCHEDULES
COUNTY BUDGET ACT
JANUARY 2010 EDITION, REVISION #1

SCHEDULE 9

COUNTY OF SANTA CRUZ
DETAIL OF FINANCING SOURCES AND USES
GOVERNMENTAL FUNDS
FISCAL YEAR 2022-23

BUDGET UNIT: 60/20/00 -- PUBLIC WORKS/ROADS
FUNCTION: PUBLIC WAYS AND FACILITIES
ACTIVITY: PUBLIC WAYS
FUND: 25 ROADS

Detail by Revenue and Expenditure Object		2020-21 Actuals	2021-22 Actual [x] Estimated [ ]	2022-23 Recommended Budget	2022-23 Adopted by the Board of Supervisors
SERVICES AND SUPPLIES					
DPW SERVICES-GENERAL MONEY	62330	59,424,558	31,343,504	69,207,392	101,447,255
TOTAL SERVICES AND SUPPLIES		**59,424,558**	**31,343,504**	**69,207,392**	**101,447,255**
OTHER CHARGES					
PRINCIPAL ON LONG TERM DEBT	74224		206,627		
PRINCIPAL-ISF/ENT OFFSET	74240		-206,627		
INTEREST ON LONG-TERM DEBT	74425		18,373		
TOTAL OTHER CHARGES		**0**	**18,373**	**0**	**0**
OTHER FINANCING USES					
OPERATING TRANSFERS OUT	90000	225,000		500,000	500,000
TOTAL OTHER FINANCING USES		**225,000**	**0**	**500,000**	**500,000**
INTRAFUND TRANSFERS					
INTRA-FUND TRF IN-OTHER	95225		-225,000		
INTRA-FUND TRF OUT-OTHER	95226		225,000		
TOTAL INTRAFUND TRANSFERS		**0**	**0**	**0**	**0**
TOTAL EXPENDITURES/APPROPRIATIONS		**59,649,558**	**31,361,877**	**69,707,392**	**101,947,255**
NET COST		**12,544,668**	**-4,240,774**	**1,637,699**	**-84,504**

ADOPTED 2022-2023 ROAD AND DRAINAGE PROGRAM

PROJECT AND LOCATION	2022-2023 ADOPTED
OPERATIONS MAINTENANCE PROGRAM	9,044,556
ENGINEERING PROGRAM	3,008,116
BRIDGE PREVENTATIVE MAINTENANCE PROGRAM (BPMP)	
CLEAN/PAINT STEEL BRIDGE MEMBRS-SWANTON,OLD SC HWY	5,000
CONCRETE BRIDGE SPALL REPAIR-E. ZAYANTE RD	5,000
BRIDGE PROGRAM (HBP)	
FERN DR @ SAN LORENZO RIVER BRIDGE RPLCMNT (DESIGN)	276,419
REDWOOD RD BRIDGE REPLACEMENT (DESIGN)	3,000
SAN LORENZO WAY BRIDGE (CONST)	5,068,068
TWO BAR RD BRIDGE EMBANKMENT & SCOUR PROTECTION (DESIGN)	10,000
132 SWANTON / BIG CREEK (DESIGN)	185,377
CONSTRUCTION	
HWY 152 / HOLOHAN RD INTERSECTION	3,341,362
APTOS VILLAGE PLAN IMPROVEMENTS PHASE II	205,998
CONSTRUCTION - DESIGN PHASE	
LOMPICO EVACUATION ROUTES PLANNING	15,000
SOQUEL DR BUFFERED BIKE LANE (DESIGN)	23,038,000
CAPITOLA ROAD LEONA CREEK PHASE II	5,000
GREEN VALLEY RD MULTI-USE TRAIL IMPROVEMENTS	400,000
CONSTRUCTION COMPLETED - LANDSCAPE MAINTENANCE	
CASSERLY ROAD BRIDGE REPLACEMENT	7,643
OLD COUTRY ROAD BRIDGE REPLACEMENT	2,000
BEAR CREEK .71	3,000
CAPITOLA RD ARANA CREEK	5,000
LOMPICO ROAD 1.34	5,000
BEEN CREEK ROAD PM 1.0	2,000
GLENWOOD DRIVE PM 0.90	4,217
E. ZAYANTE ROAD PM 5.01	2,000
CZU FIRE DAMAGE	298,301
TRAFFIC ENGINEERING PROGRAM	
APTOS ADAPTIVE TRAFFIC CONTROL SYSTEM	472,907
LOCAL ROAD SAFETY PLAN	175,000
STREET SMARTS PROGRAM	10,000
GUARDRAIL AND STRIPING	
HSIP - MBGR UPGRADES (VARIOUS LOCATIONS)	530,000
HSIP- COUNTY RFB VARIOUS LOCATIONS	244,600
METAL BEAM GUARDRAIL-EL RANCHO/LA MADRONA	1,126,384
SCCO ACTIVE TRANSPORT. PLAN (HSIP)	173,117
PAVEMENT MANAGEMENT PROJECT	
2022 MEASURE D RESURFACING PROJECT	3,773,313
2023 Measure D Resurfacing Project	3,100,000
GWR - VEHICLE IMPACT FEE - ROAD RESURFACING PROJECT	4,919,803
RESURFACING INTERAGENCY PARTNERSHIP	320,000
STORM DAMAGE REPAIRS	
SOQUEL SAN JOSE RD PM 1.25	1,100,000
STORM DAMAGE REPAIRS	163,602
STORM DAMAGE REPAIRS 2016/2017 STORM EVENTS	40,898,472
TOTAL	**101,947,255**

COUNTY OF SANTA CRUZ

DETAIL OF FINANCING SOURCES AND USES
GOVERNMENTAL FUNDS
FISCAL YEAR 2022-23

BUDGET UNIT: 66/10/10 -- SHERIFF-CORONER/SHERIFF-CORONER/ADMINISTRATION
FUNCTION: PUBLIC PROTECTION
ACTIVITY: POLICE PROTECTION
FUND: 10-000

Detail by Revenue and Expenditure Object		2020-21 Actuals	2021-22 Actual [x] Estimated [ ]	2022-23 Recommended Budget	2022-23 Adopted by the Board of Supervisors
REV FROM USE OF MONEY & PROP					
INTEREST	40430	200	372		
TOTAL REV FROM USE OF MONEY & PROP		**200**	**372**	**0**	**0**
INTERGOVERNMENTAL REVENUES					
ST-NATURAL DISASTER ASSISTANCE	40810	7,518			
ST-SPP LW ENFRC SV SLESA/SLESF	40883	118,289	50,586		
FED-FEMA	41093	-117,126			
TOTAL INTERGOVERNMENTAL REVENUES		**8,681**	**50,586**	**0**	**0**
TOTAL REVENUE		**8,881**	**50,958**	**0**	**0**
SALARIES AND EMPLOYEE BENEF					
REGULAR PAY-PERMANENT	51000	2,565,922	2,337,309	2,690,556	2,749,656
OVERTIME PAY-PERMANENT	51005	93,561	83,938	66,863	66,863
REGULAR PAY-EXTRA HELP	51010	60,179	15,084	19,537	19,537
DIFFERENTIAL PAY	51040	139,774	120,103	126,150	126,150
OASDI-SOCIAL SECURITY	52010	116,438	108,562	117,328	117,328
PERS	52015	938,299	678,199	1,161,011	1,161,011
EMPLOYEE INSURANCE & BENEFITS	53010	508,104	382,096	385,304	385,304
UNEMPLOYMENT INSURANCE	53015	10,645	16,396	12,524	12,524
WORKERS COMPENSATION INSURANCE	54010	2,386,883	2,136,393	1,794,208	1,794,208
TOTAL SALARIES AND EMPLOYEE BENEF		**6,819,805**	**5,878,080**	**6,373,481**	**6,432,581**
SERVICES AND SUPPLIES					
CLOTHING & PERSONAL SUPPLIES	61110	136,248	165,531	174,000	174,000
TELECOM SERVICES	61220	253,710	296,615	350,000	283,167
TELEPHONE-NON TELECOM 1099	61221			4,400	4,400
JANITORIAL SERVICES	61412	125,892	132,840	146,639	146,639
MAINT-DATA PROCESS EQMT-SERV	61717	117,387	176,448	2,508	6,710
MAINT-MOBILE EQUIPMENT-SERV	61720		200		
MAINT-OFFICE EQUIPMNT-SERVICES	61725	5,557	5,489	10,510	10,510
MAINT-OTH EQUIP-SERVICES	61730	3,201	15,909	6,000	6,000
FACILITIES MNT-ELECTRICAL-SERV	61830	310,423	289,027	329,939	334,244
FACILITIES MAINT-PLUMBING-SERV	61840	9,247	23,357	8,630	8,630
PHARMACY SUPPLIES	61926		115		
MEMBERSHIPS	62020	17,054	16,714	20,559	20,559
MISCELLANEOUS EXPENSE-SERVICES	62111	3,135	18,716	17,125	17,125
DUPLICATING SERVICES	62214	9,145	2,562	11,000	11,000
MISC NONINVENTORIABLE ITEMS	62217	1,978		1,000	1,000
PC SOFTWARE PURCHASES	62219	82,937	94,796	115,060	115,060
POSTAGE	62221	10,364	13,155	16,500	16,500
SUPPLIES	62223	31,009	27,164	24,000	24,000
INVENTORIABLE ITEMS <5000	62226	18,959	30,784	20,000	20,000
SOFTWARE LICENSE SERVICES	62227	8,203	6,126	16,933	16,933
DATA PROCESSING SERVICES	62325	90,055	71,470	87,127	89,903
DATA PROCESSING PRINTING	62326			300	300
DPW SERVICES-GENERAL MONEY	62330		240	5,000	5,000

COUNTY OF SANTA CRUZ

DETAIL OF FINANCING SOURCES AND USES
GOVERNMENTAL FUNDS
FISCAL YEAR 2022-23

BUDGET UNIT: 66/10/10 -- SHERIFF-CORONER/SHERIFF-CORONER/ADMINISTRATION
FUNCTION: PUBLIC PROTECTION
ACTIVITY: POLICE PROTECTION
FUND: 10-000

Detail by Revenue and Expenditure Object		2020-21 Actuals	2021-22 Actual [x] Estimated [ ]	2022-23 Recommended Budget	2022-23 Adopted by the Board of Supervisors
HOSPITAL SVCS-INTERDEPARTMENT	62352			500	500
MEDICAL SERVICES	62366	2,555	5,025	6,000	6,000
PSYCHOANALYSIS-EE RECRUITMENT	62375	5,200	24,000	21,000	21,000
PROF & SPECIAL SERV-OTHER	62381	1,652,947	330,312	215,000	215,000
RENTS/LEASES-STRUC IMP & GRNDS	62610	7,120	11,930	26,312	26,312
ADVERTISING & PROMOTION SUPP	62801	860	7,354	15,000	15,000
SPECIAL MISC EXPENSE-SERVICES	62856	7,180	17,078	29,250	29,250
PHOTO SUPPLIES	62865	1,342	6,972	2,000	2,000
SECURITY SERVICES	62880	4,521	5,124	11,300	11,300
SHERIFFS SPECIAL	62884		51,500	51,500	51,500
SUBSCRIPTIONS BOOKS & ED MATER	62890	338	277	3,400	3,400
TRAINING AMMUNITION	62892	80,444	75,455	107,822	108,169
AIR FARE	62910		221		
EDUCATION & TRAINING(REPT)	62914	2,559	6,382	42,000	42,000
GAS, OIL, FUEL	62920		53		
LODGING	62922	9,252	51,859	35,000	35,000
MEALS	62924	4,907	30,104	33,250	33,250
MILEAGE	62926	867	10,451	11,000	11,000
TRAVEL-OTHER(NON-REPT)	62928	1,283	7,354	6,000	6,000
REGISTRATIONS (NON REPT)	62930	8,005	31,698	50,000	50,000
P.O.S.T. REGISTRATIONS	62931	30,302	90,288	120,000	120,000
SERVICE CENTER CHARGES	62935	1,486		1,464	
SERV CTR POOL VEH CHARGES	62938			250	250
SANITATION SERVICES	63011	3,590	3,084	3,794	3,794
UTILITIES	63070	327,937	52,018	244,140	244,140
UTILITIES-OTHER	63075	-18,049			
TOTAL SERVICES AND SUPPLIES		**3,369,150**	**2,205,797**	**2,403,212**	**2,346,545**
OTHER CHARGES					
PRINCIPAL ON LEASE PURCHASES	74230	1,315			
INTEREST ON LEASE PURCHASES	74420	36			
TAXES AND LICENSES	74850	74	26	26	26
TOTAL OTHER CHARGES		**1,425**	**26**	**26**	**26**
FIXED ASSETS					
EQUIPMENT	86204	10,630	4,524		
TOTAL FIXED ASSETS		**10,630**	**4,524**	**0**	**0**
INTRAFUND TRANSFERS					
INTRA-FUND TRANSFERS-OUT	95002		67,511		
INTRA-FUND TRF-POB	95223		252,252		
INTRA-FUND TRF OUT-OTHER	95226		4,148		
TOTAL INTRAFUND TRANSFERS		**0**	**323,911**	**0**	**0**
TOTAL EXPENDITURES/APPROPRIATIONS		**10,201,010**	**8,412,338**	**8,776,719**	**8,779,152**
NET COST		**10,192,129**	**8,361,380**	**8,776,719**	**8,779,152**

COUNTY OF SANTA CRUZ

DETAIL OF FINANCING SOURCES AND USES
GOVERNMENTAL FUNDS
FISCAL YEAR 2022-23

BUDGET UNIT: 66/10/15 -- SHERIFF-CORONER/SHERIFF-CORONER/RECORDS
FUNCTION: PUBLIC PROTECTION
ACTIVITY: POLICE PROTECTION
FUND: 10-000

Detail by Revenue and Expenditure Object		2020-21 Actuals	2021-22 Actual [x] Estimated [ ]	2022-23 Recommended Budget	2022-23 Adopted by the Board of Supervisors
SALARIES AND EMPLOYEE BENEF					
REGULAR PAY-PERMANENT	51000	514,983	562,438	560,306	572,606
OVERTIME PAY-PERMANENT	51005	81,994	112,226	50,610	50,610
REGULAR PAY-EXTRA HELP	51010	21,627	48,809	24,167	24,167
DIFFERENTIAL PAY	51040	20,762	32,937	34,585	34,585
OASDI-SOCIAL SECURITY	52010	48,328	57,316	50,447	50,447
PERS	52015	131,091	157,627	171,995	171,995
EMPLOYEE INSURANCE & BENEFITS	53010	159,518	145,855	157,857	157,857
TOTAL SALARIES AND EMPLOYEE BENEF		**978,303**	**1,117,208**	**1,049,967**	**1,062,267**
SERVICES AND SUPPLIES					
MAINT-DATA PROCESS EQMT-SERV	61717	51,966	85,643	35,286	35,286
MAINT-OFFICE EQUIPMNT-SERVICES	61725	2,849	2,542	4,000	4,000
MISCELLANEOUS EXPENSE-SERVICES	62111		6,688		
DUPLICATING SERVICES	62214		1,454	400	400
PC SOFTWARE PURCHASES	62219	8,800			
SUPPLIES	62223	3,203	1,844	4,000	4,000
PROF & SPECIAL SERV-OTHER	62381	90			
TOTAL SERVICES AND SUPPLIES		**66,908**	**98,171**	**43,686**	**43,686**
OTHER CHARGES					
PRINCIPAL ON LEASE PURCHASES	74230	99,731	102,156	106,038	106,038
INTEREST ON LEASE PURCHASES	74420	15,870	12,094	8,212	8,212
TOTAL OTHER CHARGES		**115,601**	**114,250**	**114,250**	**114,250**
TOTAL EXPENDITURES/APPROPRIATIONS		**1,160,812**	**1,329,629**	**1,207,903**	**1,220,203**
NET COST		**1,160,812**	**1,329,629**	**1,207,903**	**1,220,203**

COUNTY OF SANTA CRUZ

DETAIL OF FINANCING SOURCES AND USES
GOVERNMENTAL FUNDS
FISCAL YEAR 2022-23

BUDGET UNIT: 66/10/20 -- SHERIFF-CORONER/SHERIFF-CORONER/SHERIFF STAFF
FUNCTION: PUBLIC PROTECTION
ACTIVITY: POLICE PROTECTION
FUND: 10-000

Detail by Revenue and Expenditure Object		2020-21 Actuals	2021-22 Actual [x] Estimated [ ]	2022-23 Recommended Budget	2022-23 Adopted by the Board of Supervisors
LICENSES, PERMITS AND FRANCHIS					
BURGLAR ALARM LICENSE PERMIT	40306	93,050	74,533	98,000	98,000
OTHER LICENSES & PERMITS	40330	150	296	1,000	1,000
TOTAL LICENSES, PERMITS AND FRANCHIS		**93,200**	**74,829**	**99,000**	**99,000**
FINES, FORFEITURES & ASSMNTS					
LOCAL CRIME PREVNTION PC1202.5	40390	49	35	25	25
CIVIL ASSESSMENT FEES	40391	16,422			
DRUG FORFEITURE PROCEEDS	40414	256,838	38,403	100,000	100,000
JUDGMENTS & DAMAGES	40418		105	25	25
TOTAL FINES, FORFEITURES & ASSMNTS		**273,309**	**38,543**	**100,050**	**100,050**
REV FROM USE OF MONEY & PROP					
INTEREST	40430	15,822	12,091		
RENTS & CONCESSIONS	40440		1,620	3,000	3,000
TOTAL REV FROM USE OF MONEY & PROP		**15,822**	**13,711**	**3,000**	**3,000**
INTERGOVERNMENTAL REVENUES					
ST AID-PROP 172 FR FD72406	40495	3,198,146	3,439,443	3,069,120	3,255,616
ST-CORRECTIONS	40784	20,701	-7,250		
ST-NATURAL DISASTER ASSISTANCE	40810	482,995	-482,995		
ST-DMV FEES	40865	272,490	493,807	452,982	452,982
ST-MANDATED COST REIMBURSEMENT	40872			25,000	25,000
ST-REALIGNMENT	40878	215,805	215,805	185,987	185,987
ST-RURAL CRIME	40881	532,294	528,015	526,487	526,487
ST-SPP LW ENFRC SV SLESA/SLESF	40883	939,048	445,629	238,493	238,493
ST-OTHER	40894	103,258	435,157	388,134	468,134
FED-FEMA	41093	1,726,624	-250,552		
FED-MISC GRANTS	41095	4,367	32,789		36,261
FED-BJA GRANT	41102	510,530	833,742	276,080	276,080
FED-CARES ACT CRF FUNDING	41148	14,215			
CONTR FR OTHER GOVT AGENCIES	41150	483,936	193,608	249,330	249,330
AID OTH GV-ANTI TERR APPR AUTH	41163	57,008	6,079	5,000	5,000
TOTAL INTERGOVERNMENTAL REVENUES		**8,561,417**	**5,883,277**	**5,416,613**	**5,719,370**
CHARGES FOR SERVICES					
CIVIL PROCESS FEES	41422	33,406			
ALARM RESPONSE SERVICE FEE	41520	6,850	26,902	30,000	30,000
DNA IDENTIFICATN FD GC76104.6	41527		287,596		
EDUCATION SVCS-POST REIMBRSMNT	41530	80	18,508	62,000	62,000
IDENTIFICATION FEES	41536	8,504	4,367	8,000	8,000
LAW ENFORCEMENT SERVICES	41538	2,662,982	2,800,873	2,885,106	2,885,106
OTHER LAW ENFORCEMENT SERVICES	41548	401,001	817,810	1,098,677	1,098,677
VITAL STATISTICS	41716		4,468		
AUTOMATION FEES	42012	24,571	760	2,500	2,500
COPY CHARGES	42020	2,315	2,273	2,500	2,500
COST RECOVERY-OTHER	42022	26,001	33,162	24,000	24,000
HOMELAND SECURITY REVENUE	42033		13,000		

COUNTY OF SANTA CRUZ

DETAIL OF FINANCING SOURCES AND USES
GOVERNMENTAL FUNDS
FISCAL YEAR 2022-23

BUDGET UNIT: 66/10/20 -- SHERIFF-CORONER/SHERIFF-CORONER/SHERIFF STAFF
FUNCTION: PUBLIC PROTECTION
ACTIVITY: POLICE PROTECTION
FUND: 10-000

Detail by Revenue and Expenditure Object		2020-21 Actuals	2021-22 Actual [x] Estimated [ ]	2022-23 Recommended Budget	2022-23 Adopted by the Board of Supervisors
OTHER CHARGES CURRENT SERVICES	42047	157,771	268,718	272,500	272,500
TOTAL CHARGES FOR SERVICES		**3,323,481**	**4,278,437**	**4,385,283**	**4,385,283**
MISC. REVENUES					
NSF CHECKS	42380	-6,719	6,325	25	25
NSF CHECKS-RETURNED CHECK FEES	42381	40		100	100
OTHER REVENUE	42384	42,208	5,593	30,000	30,000
TOTAL MISC. REVENUES		**35,529**	**11,918**	**30,125**	**30,125**
TOTAL REVENUE		**12,302,758**	**10,300,715**	**10,034,071**	**10,336,828**
SALARIES AND EMPLOYEE BENEF					
REGULAR PAY-PERMANENT	51000	547,765			
TOTAL SALARIES AND EMPLOYEE BENEF		**547,765**	**0**	**0**	**0**
SERVICES AND SUPPLIES					
MAINT-OTH EQUIP-SERVICES	61730		2,796		
MISCELLANEOUS EXPENSE-SERVICES	62111	345,945			
TOTAL SERVICES AND SUPPLIES		**345,945**	**2,796**	**0**	**0**
OTHER CHARGES					
CONTRIB TO TRUST/AGENCY FUND	75233		660		
TOTAL OTHER CHARGES		**0**	**660**	**0**	**0**
OTHER FINANCING USES					
OPERATING TRANSFERS OUT	90000		75,622		80,000
TOTAL OTHER FINANCING USES		**0**	**75,622**	**0**	**80,000**
INTRAFUND TRANSFERS					
INTRA-FUND TRANSFERS-IN	95001		-701,609		
INTRA-FUND TRANSFERS-OUT	95002		726,092	250,000	250,000
TOTAL INTRAFUND TRANSFERS		**0**	**24,483**	**250,000**	**250,000**
TOTAL EXPENDITURES/APPROPRIATIONS		**893,710**	**103,561**	**250,000**	**330,000**
NET COST		**-11,409,048**	**-10,197,154**	**-9,784,071**	**-10,006,828**

COUNTY OF SANTA CRUZ

DETAIL OF FINANCING SOURCES AND USES
GOVERNMENTAL FUNDS
FISCAL YEAR 2022-23

BUDGET UNIT: 66/10/30 -- SHERIFF-CORONER/SHERIFF-CORONER/PATROL DIVISION
FUNCTION: PUBLIC PROTECTION
ACTIVITY: POLICE PROTECTION
FUND: 10-000

Detail by Revenue and Expenditure Object		2020-21 Actuals	2021-22 Actual [x] Estimated [ ]	2022-23 Recommended Budget	2022-23 Adopted by the Board of Supervisors
INTERGOVERNMENTAL REVENUES					
ST-NATURAL DISASTER ASSISTANCE	40810	593			
TOTAL INTERGOVERNMENTAL REVENUES		**593**	**0**	**0**	**0**
TOTAL REVENUE		**593**	**0**	**0**	**0**
SALARIES AND EMPLOYEE BENEF					
REGULAR PAY-PERMANENT	51000	8,568,073	9,353,047	9,169,342	9,370,842
OVERTIME PAY-PERMANENT	51005	1,535,226	1,457,663	1,105,581	1,105,581
REGULAR PAY-EXTRA HELP	51010	63,244	102,213	36,378	36,378
DIFFERENTIAL PAY	51040	791,480	893,200	870,059	870,059
OASDI-SOCIAL SECURITY	52010	159,006	201,959	167,418	167,418
PERS	52015	4,209,747	2,720,669	5,249,996	5,249,996
EMPLOYEE INSURANCE & BENEFITS	53010	1,335,396	1,377,799	1,221,663	1,221,663
TOTAL SALARIES AND EMPLOYEE BENEF		**16,662,172**	**16,106,550**	**17,820,437**	**18,021,937**
SERVICES AND SUPPLIES					
CLOTHING & PERSONAL SUPPLIES	61110	2,935	216	5,500	5,500
POLICE SAFETY EQUIP-REPLACE	61115	76,027	173,622	157,500	157,500
RADIO	61215	602,091	827,694	824,942	794,210
MAINT-DATA PROCESS EQMT-SERV	61717	1,394		1,500	1,500
MAINT-MOBILE EQUIPMENT-SERV	61720	21,304	22,042	29,040	29,040
MAINT-OFFICE EQUIPMNT-SERVICES	61725	4,800	4,692	7,500	7,500
MAINT-OTH EQUIP-SERVICES	61730	10,501	3,734	20,500	20,500
MISCELLANEOUS EXPENSE-SERVICES	62111	885	2,750	3,000	3,000
DUPLICATING SERVICES	62214	2,807	1,829	7,300	7,300
MISC NONINVENTORIABLE ITEMS	62217	102,385	125,119	146,854	146,900
PC SOFTWARE PURCHASES	62219	1,501	6,012	15,119	15,119
SUPPLIES	62223	8,183	11,164	23,500	23,500
INVENTORIABLE ITEMS <5000	62226	34,943	85,168	100,000	100,000
SOFTWARE LICENSE SERVICES	62227	17,411	13,513	19,070	19,070
DATA PROCESSING SERVICES	62325	999,411	1,307,574	1,447,879	1,494,006
HOSPITAL SVCS-INTERDEPARTMENT	62352	9,936	1,994		
PROF & SPECIAL SERV-OTHER	62381	142	1,477	2,400	2,400
EQUIPMENT LEASE & RENT	62500	93,409	68,121	73,321	73,321
AIR PATROL	62802	12,473	26,361	38,709	38,709
SPECIAL MISC EXPENSE-SERVICES	62856	5,711	5,639	15,500	15,500
SUBSCRIPTIONS BOOKS & ED MATER	62890	111	111	3,000	3,000
REGISTRATIONS (NON REPT)	62930	26,430	7,590	6,720	6,720
SERVICE CENTER CHARGES	62935	622,390	836,099	589,439	805,044
SERVICE CENTER REPLCMT INCRMNT	62936	200,154	213,654	213,654	261,022
SERVICE CENTER DEPREC CHG	62937	286,159	367,278	367,278	610,562
TOTAL SERVICES AND SUPPLIES		**3,143,493**	**4,113,453**	**4,119,225**	**4,640,923**
OTHER CHARGES					
HSA COST ALLOCATION-ADMIN	75330	126,742	133,188		
TOTAL OTHER CHARGES		**126,742**	**133,188**	**0**	**0**
FIXED ASSETS					

COUNTY OF SANTA CRUZ

DETAIL OF FINANCING SOURCES AND USES
GOVERNMENTAL FUNDS
FISCAL YEAR 2022-23

BUDGET UNIT: 66/10/30 -- SHERIFF-CORONER/SHERIFF-CORONER/PATROL DIVISION
FUNCTION: PUBLIC PROTECTION
ACTIVITY: POLICE PROTECTION
FUND: 10-000

Detail by Revenue and Expenditure Object		2020-21 Actuals	2021-22 Actual [x] Estimated [ ]	2022-23 Recommended Budget	2022-23 Adopted by the Board of Supervisors
EQUIPMENT	86204		15,882		
MOBILE EQUIPMENT	86209		8,476		
TOTAL FIXED ASSETS		**0**	**24,358**	**0**	**0**
INTRAFUND TRANSFERS					
INTRA-FUND TRF-CORRECTIONS	95200		-6,446	126,742	126,742
INTRA-FUND TRF-POB	95223		1,850,966		
INTRA-FUND TRF IN-OTHER	95225	-368,861	-349,212	-705,781	-705,781
TOTAL INTRAFUND TRANSFERS		**-368,861**	**1,495,308**	**-579,039**	**-579,039**
TOTAL EXPENDITURES/APPROPRIATIONS		**19,563,546**	**21,872,857**	**21,360,623**	**22,083,821**
NET COST		**19,562,953**	**21,872,857**	**21,360,623**	**22,083,821**

COUNTY OF SANTA CRUZ

DETAIL OF FINANCING SOURCES AND USES
GOVERNMENTAL FUNDS
FISCAL YEAR 2022-23

BUDGET UNIT: 66/10/35 -- SHERIFF-CORONER/SHERIFF-CORONER/FORENSICS
FUNCTION: PUBLIC PROTECTION
ACTIVITY: POLICE PROTECTION
FUND: 10-000

Detail by Revenue and Expenditure Object		2020-21 Actuals	2021-22 Actual [x] Estimated [ ]	2022-23 Recommended Budget	2022-23 Adopted by the Board of Supervisors
SALARIES AND EMPLOYEE BENEF					
REGULAR PAY-PERMANENT	51000	821,318	799,700	813,321	831,121
OVERTIME PAY-PERMANENT	51005	6,425	28,628	39,705	39,705
REGULAR PAY-EXTRA HELP	51010	22,033	45,600		
DIFFERENTIAL PAY	51040	18,592	24,372	21,150	21,150
OASDI-SOCIAL SECURITY	52010	61,241	64,063	65,277	65,277
PERS	52015	202,581	218,569	239,930	239,930
EMPLOYEE INSURANCE & BENEFITS	53010	180,766	140,843	135,254	135,254
TOTAL SALARIES AND EMPLOYEE BENEF		**1,312,956**	**1,321,775**	**1,314,637**	**1,332,437**
SERVICES AND SUPPLIES					
MAINT-DATA PROCESS EQMT-SERV	61717		5,552	174,171	174,171
MAINT-OFFICE EQUIPMNT-SERVICES	61725	9,260	3,090	23,093	23,093
MAINT-OTH EQUIP-SERVICES	61730	243		500	500
FACILITIES MNT-ELECTRICAL-SERV	61830	500	983	3,500	3,500
MEMBERSHIPS	62020		40		
MISCELLANEOUS EXPENSE-SERVICES	62111	254		5,000	5,000
DUPLICATING SERVICES	62214		125	2,000	2,000
PC SOFTWARE PURCHASES	62219		23,713	20,151	20,151
POSTAGE	62221	79		200	200
SUPPLIES	62223	11,290	6,789	3,000	3,000
INVENTORIABLE ITEMS <5000	62226		5,129	11,000	11,000
SOFTWARE LICENSE SERVICES	62227	107,051	90,563	199,482	199,482
PROF & SPECIAL SERV-OTHER	62381	3,591	284,440	29,500	148,650
LEGAL NOTICES	62420	134		500	500
SMALL TOOLS & INSTRUMENTS	62715	13,182	4,784	27,000	27,000
SPECIAL MISC EXPENSE-SUPPLIES	62857	3,904	14,978	3,073	3,073
SUBSCRIPTIONS BOOKS & ED MATER	62890	323	3,551	3,275	3,275
SERVICE CENTER REPLCMT INCRMNT	62936				2,260
WASTE DISPOSAL	63010	850	2,063	9,165	9,165
TOTAL SERVICES AND SUPPLIES		**150,661**	**445,800**	**514,610**	**636,020**
OTHER CHARGES					
PRINCIPAL ON LEASE PURCHASES	74230	3,255	1,768		
INTEREST ON LEASE PURCHASES	74420	429	75		
TOTAL OTHER CHARGES		**3,684**	**1,843**	**0**	**0**
TOTAL EXPENDITURES/APPROPRIATIONS		**1,467,301**	**1,769,418**	**1,829,247**	**1,968,457**
NET COST		**1,467,301**	**1,769,418**	**1,829,247**	**1,968,457**

COUNTY OF SANTA CRUZ

DETAIL OF FINANCING SOURCES AND USES
GOVERNMENTAL FUNDS
FISCAL YEAR 2022-23

BUDGET UNIT: 66/10/40 -- SHERIFF-CORONER/SHERIFF-CORONER/INVESTIGATIONS DIVISION
FUNCTION: PUBLIC PROTECTION
ACTIVITY: POLICE PROTECTION
FUND: 10-000

Detail by Revenue and Expenditure Object		2020-21 Actuals	2021-22 Actual [x] Estimated [ ]	2022-23 Recommended Budget	2022-23 Adopted by the Board of Supervisors
CHARGES FOR SERVICES					
OTHER CHARGES CURRENT SERVICES	42047	129			
TOTAL CHARGES FOR SERVICES		**129**	**0**	**0**	**0**
TOTAL REVENUE		**129**	**0**	**0**	**0**
SALARIES AND EMPLOYEE BENEF					
REGULAR PAY-PERMANENT	51000	2,529,371	2,632,420	2,768,227	2,829,027
OVERTIME PAY-PERMANENT	51005	135,598	81,011	170,166	170,166
REGULAR PAY-EXTRA HELP	51010	4,640	6,478		
DIFFERENTIAL PAY	51040	345,613	344,343	615,778	615,778
OASDI-SOCIAL SECURITY	52010	42,364	45,046	51,387	51,387
PERS	52015	1,293,177	838,768	1,752,512	1,752,512
EMPLOYEE INSURANCE & BENEFITS	53010	451,389	456,825	331,372	331,372
TOTAL SALARIES AND EMPLOYEE BENEF		**4,802,152**	**4,404,891**	**5,689,442**	**5,750,242**
SERVICES AND SUPPLIES					
CLOTHING & PERSONAL SUPPLIES	61110	338	2,568	1,000	1,000
POLICE SAFETY EQUIP-REPLACE	61115	6,698			
MAINT-DATA PROCESS EQMT-SERV	61717			100	100
MAINT-OFFICE EQUIPMNT-SERVICES	61725	1,876	1,616	1,200	1,200
MAINT-OTH EQUIP-SERVICES	61730	153	872		
MISCELLANEOUS EXPENSE-SERVICES	62111	616			
DUPLICATING SERVICES	62214	1,616	3,106	2,500	2,500
MISC NONINVENTORIABLE ITEMS	62217	214	32	1,000	1,000
PC SOFTWARE PURCHASES	62219	633	446	11,000	11,000
POSTAGE	62221	1,103	1,922	1,300	1,300
SUPPLIES	62223	13,384	7,019	15,000	15,000
INVENTORIABLE ITEMS <5000	62226	360	26,575	6,000	6,000
SOFTWARE LICENSE SERVICES	62227	16,834	26,076	20,000	20,000
DATA PROCESSING SERVICES	62325	25,536	32,928	32,928	33,977
MEDICAL SERVICES	62366	16,284	37,400	2,900	2,900
PROF & SPECIAL SERV-OTHER	62381	43,926	43,908	66,000	66,000
SPECIAL MISC EXPENSE-SERVICES	62856	-554			
SPECIAL MISC EXPENSE-SUPPLIES	62857	454			
ROAD MATERIALS	62875		506		
SECURITY SERVICES	62880			1,700	1,700
SUBSCRIPTIONS BOOKS & ED MATER	62890	320	85	1,810	1,810
TOWING	62893	15,432	17,233	10,000	10,000
SERVICE CENTER CHARGES	62935	106,627	125,781	99,610	118,061
SERVICE CENTER REPLCMT INCRMNT	62936	56,051	48,555	48,555	55,124
SERVICE CENTER DEPREC CHG	62937	105,391	74,679	74,679	83,452
WASTE DISPOSAL	63010	334			
TOTAL SERVICES AND SUPPLIES		**413,626**	**451,307**	**397,282**	**432,124**
INTRAFUND TRANSFERS					
INTRA-FUND TRF-POB	95223		546,013		
TOTAL INTRAFUND TRANSFERS		**0**	**546,013**	**0**	**0**

COUNTY OF SANTA CRUZ

DETAIL OF FINANCING SOURCES AND USES
GOVERNMENTAL FUNDS
FISCAL YEAR 2022-23

BUDGET UNIT: 66/10/40 -- SHERIFF-CORONER/SHERIFF-CORONER/INVESTIGATIONS DIVISION
FUNCTION: PUBLIC PROTECTION
ACTIVITY: POLICE PROTECTION
FUND: 10-000

Detail by Revenue and Expenditure Object	2020-21 Actuals	2021-22 Actual [x] Estimated [ ]	2022-23 Recommended Budget	2022-23 Adopted by the Board of Supervisors
TOTAL EXPENDITURES/APPROPRIATIONS	**5,215,778**	**5,402,211**	**6,086,724**	**6,182,366**
NET COST	**5,215,649**	**5,402,211**	**6,086,724**	**6,182,366**

COUNTY OF SANTA CRUZ

DETAIL OF FINANCING SOURCES AND USES
GOVERNMENTAL FUNDS
FISCAL YEAR 2022-23

BUDGET UNIT: 66/10/43 -- SHERIFF-CORONER/SHERIFF-CORONER/SART Program
FUNCTION: PUBLIC PROTECTION
ACTIVITY: GENERAL RELIEF
FUND: 10-000

Detail by Revenue and Expenditure Object		2020-21 Actuals	2021-22 Actual [x] Estimated [ ]	2022-23 Recommended Budget	2022-23 Adopted by the Board of Supervisors
REV FROM USE OF MONEY & PROP					
INTEREST	40430	4,968	2,202		
TOTAL REV FROM USE OF MONEY & PROP		**4,968**	**2,202**	**0**	**0**
INTERGOVERNMENTAL REVENUES					
ST-CAL OES SAFE REIMBURSEMENT	40905		115,339		
TOTAL INTERGOVERNMENTAL REVENUES		**0**	**115,339**	**0**	**0**
CHARGES FOR SERVICES					
SART/SANE REVENUE	42056	342,043	224,069	345,323	345,323
TOTAL CHARGES FOR SERVICES		**342,043**	**224,069**	**345,323**	**345,323**
MISC. REVENUES					
CONTRIBUTIONS FROM GENERAL FND	42366		159,011	159,011	159,011
TOTAL MISC. REVENUES		**0**	**159,011**	**159,011**	**159,011**
TOTAL REVENUE		**347,011**	**500,621**	**504,334**	**504,334**
SALARIES AND EMPLOYEE BENEF					
REGULAR PAY-PERMANENT	51000	66,283	77,247	84,918	86,718
OVERTIME PAY-PERMANENT	51005	1,075	191		
DIFFERENTIAL PAY	51040	2,229	2,493	2,808	2,808
OASDI-SOCIAL SECURITY	52010	5,208	6,021	6,536	6,536
PERS	52015	17,022	21,475	25,812	25,812
EMPLOYEE INSURANCE & BENEFITS	53010	9,889	13,282	14,658	14,658
TOTAL SALARIES AND EMPLOYEE BENEF		**101,706**	**120,709**	**134,732**	**136,532**
SERVICES AND SUPPLIES					
JANITORIAL SERVICES	61412		619		
MAINT-OTH EQUIP-SERVICES	61730		153	306	306
MISCELLANEOUS EXPENSE-SERVICES	62111		2,854		
DUPLICATING SERVICES	62214		1,985	1,094	1,094
PC SOFTWARE PURCHASES	62219		42		
SUPPLIES	62223	1,644	1,593	1,094	1,094
INVENTORIABLE ITEMS <5000	62226	1,840		725	725
MEDICAL SERVICES	62366	302,262	340,354	365,160	369,813
PROF & SPECIAL SERV-OTHER	62381	1,950	3,654	150	420
RENTS/LEASES-STRUC IMP & GRNDS	62610		13,289		
SMALL TOOLS & INSTRUMENTS	62715	1,507	955	1,072	1,072
UTILITIES	63070		568		
TOTAL SERVICES AND SUPPLIES		**309,203**	**366,066**	**369,601**	**374,524**
OTHER CHARGES					
SANE PROGRAM CONTRIBUTION	75283	168,961	159,011	159,011	159,011
TOTAL OTHER CHARGES		**168,961**	**159,011**	**159,011**	**159,011**
INTRAFUND TRANSFERS					
INTRA-FUND TRANSFERS-IN	95001		-28,729		
INTRA-FUND TRANSFERS-OUT	95002		28,729		
TOTAL INTRAFUND TRANSFERS		**0**	**0**	**0**	**0**
TOTAL EXPENDITURES/APPROPRIATIONS		**579,870**	**645,786**	**663,344**	**670,067**

COUNTY OF SANTA CRUZ

DETAIL OF FINANCING SOURCES AND USES
GOVERNMENTAL FUNDS
FISCAL YEAR 2022-23

BUDGET UNIT: 66/10/43 -- SHERIFF-CORONER/SHERIFF-CORONER/SART Program
FUNCTION: PUBLIC PROTECTION
ACTIVITY: GENERAL RELIEF
FUND: 10-000

Detail by Revenue and Expenditure Object	2020-21 Actuals	2021-22 Actual [x] Estimated [ ]	2022-23 Recommended Budget	2022-23 Adopted by the Board of Supervisors
NET COST	**232,859**	**145,165**	**159,010**	**165,733**

COUNTY OF SANTA CRUZ

DETAIL OF FINANCING SOURCES AND USES
GOVERNMENTAL FUNDS
FISCAL YEAR 2022-23

BUDGET UNIT: 66/10/45 -- SHERIFF-CORONER/SHERIFF-CORONER/CORONER
FUNCTION: PUBLIC PROTECTION
ACTIVITY: OTHER PROTECTION
FUND: 10-000

Detail by Revenue and Expenditure Object		2020-21 Actuals	2021-22 Actual [x] Estimated [ ]	2022-23 Recommended Budget	2022-23 Adopted by the Board of Supervisors
SALARIES AND EMPLOYEE BENEF					
REGULAR PAY-PERMANENT	51000	946,282	1,068,481	841,259	859,659
OVERTIME PAY-PERMANENT	51005	28,655	47,561	23,976	23,976
REGULAR PAY-EXTRA HELP	51010	488	10,117	17,771	17,771
DIFFERENTIAL PAY	51040	82,761	91,822	18,300	18,300
OASDI-SOCIAL SECURITY	52010	29,742	41,844	51,604	51,604
PERS	52015	390,260	312,388	272,301	272,301
EMPLOYEE INSURANCE & BENEFITS	53010	137,421	142,630	100,867	100,867
TOTAL SALARIES AND EMPLOYEE BENEF		**1,615,609**	**1,714,843**	**1,326,078**	**1,344,478**
SERVICES AND SUPPLIES					
LAUNDRY EXPENSE-SERVICES	61420	4,870	4,897	5,500	5,500
MAINT-OFFICE EQUIPMNT-SERVICES	61725	3,442	556	5,550	5,550
MAINT-OTH EQUIP-SERVICES	61730	330	1,000	2,205	2,205
FACILITIES MNT-ELECTRICAL-SERV	61830	10,429	8,731	15,500	15,500
MISCELLANEOUS EXPENSE-SERVICES	62111	12,359	2,271	5,000	5,000
DUPLICATING SERVICES	62214	1,854		3,000	3,000
PC SOFTWARE PURCHASES	62219	26,520	-26,520	1,500	64,281
SUPPLIES	62223	150	6,079	3,000	3,000
INVENTORIABLE ITEMS <5000	62226		3,878		
SOFTWARE LICENSE SERVICES	62227	2,060			
PROF & SPECIAL SERV-OTHER	62381	139,229	149,345	120,000	132,400
SPECIAL MISC EXPENSE-SERVICES	62856	50,022	27,128	27,000	27,000
SERVICE CENTER REPLCMT INCRMNT	62936		8,088	8,088	6,827
SERVICE CENTER DEPREC CHG	62937		2,527	2,527	5,054
WASTE DISPOSAL	63010	4,856	4,437	5,250	5,250
TOTAL SERVICES AND SUPPLIES		**256,121**	**192,417**	**204,120**	**280,567**
INTRAFUND TRANSFERS					
INTRA-FUND TRF-POB	95223		116,666		
TOTAL INTRAFUND TRANSFERS		**0**	**116,666**	**0**	**0**
TOTAL EXPENDITURES/APPROPRIATIONS		**1,871,730**	**2,023,926**	**1,530,198**	**1,625,045**
NET COST		**1,871,730**	**2,023,926**	**1,530,198**	**1,625,045**

COUNTY OF SANTA CRUZ

DETAIL OF FINANCING SOURCES AND USES
GOVERNMENTAL FUNDS
FISCAL YEAR 2022-23

BUDGET UNIT: 66/10/50 -- SHERIFF-CORONER/SHERIFF-CORONER/BURIAL OF INDIGENTS
FUNCTION: PUBLIC ASSISTANCE
ACTIVITY: GENERAL RELIEF
FUND: 10-000

Detail by Revenue and Expenditure Object		2020-21 Actuals	2021-22 Actual [x] Estimated [ ]	2022-23 Recommended Budget	2022-23 Adopted by the Board of Supervisors
SERVICES AND SUPPLIES					
PROF & SPECIAL SERV-OTHER	62381	-675			
TOTAL SERVICES AND SUPPLIES		**-675**	**0**	**0**	**0**
TOTAL EXPENDITURES/APPROPRIATIONS		**-675**	**0**	**0**	**0**
NET COST		**-675**	**0**	**0**	**0**

COUNTY OF SANTA CRUZ

DETAIL OF FINANCING SOURCES AND USES
GOVERNMENTAL FUNDS
FISCAL YEAR 2022-23

BUDGET UNIT: 66/10/70 -- SHERIFF-CORONER/SHERIFF-CORONER/CIVIL DIVISION
FUNCTION: PUBLIC PROTECTION
ACTIVITY: POLICE PROTECTION
FUND: 10-000

Detail by Revenue and Expenditure Object		2020-21 Actuals	2021-22 Actual [x] Estimated [ ]	2022-23 Recommended Budget	2022-23 Adopted by the Board of Supervisors
FINES, FORFEITURES & ASSMNTS					
CIVIL ASSESSMENT FEES	40391		14,903	41,402	41,402
TOTAL FINES, FORFEITURES & ASSMNTS		**0**	**14,903**	**41,402**	**41,402**
CHARGES FOR SERVICES					
CIVIL PROCESS FEES	41422		39,180	90,000	90,000
AUTOMATION FEES	42012		26,992	14,739	14,739
TOTAL CHARGES FOR SERVICES		**0**	**66,172**	**104,739**	**104,739**
TOTAL REVENUE		**0**	**81,075**	**146,141**	**146,141**
SALARIES AND EMPLOYEE BENEF					
REGULAR PAY-PERMANENT	51000	367,354	418,385	410,070	419,070
OVERTIME PAY-PERMANENT	51005	13,537	34,365	3,413	3,413
REGULAR PAY-EXTRA HELP	51010	3,218		42,130	42,130
DIFFERENTIAL PAY	51040	15,295	15,197	10,393	10,393
OASDI-SOCIAL SECURITY	52010	21,805	24,989	27,697	27,697
PERS	52015	119,824	119,268	151,309	151,309
EMPLOYEE INSURANCE & BENEFITS	53010	86,922	84,428	84,902	84,902
TOTAL SALARIES AND EMPLOYEE BENEF		**627,955**	**696,632**	**729,914**	**738,914**
SERVICES AND SUPPLIES					
TELECOM SERVICES	61220		1,837	500	1,184
MAINT-DATA PROCESS EQMT-SERV	61717	13,313	13,739	13,739	13,739
MAINT-MOBILE EQUIPMENT-SERV	61720			500	500
MAINT-OFFICE EQUIPMNT-SERVICES	61725	391	560	700	700
MISCELLANEOUS EXPENSE-SERVICES	62111	11,011	350	1,500	1,500
CASH SHORTAGES	62112			50	50
DUPLICATING SERVICES	62214		600	500	500
MISC NONINVENTORIABLE ITEMS	62217			500	500
PC SOFTWARE PURCHASES	62219			1,000	1,000
POSTAGE	62221	2,370	2,850	6,500	6,500
SUPPLIES	62223	4,593	3,572	5,000	5,000
INVENTORIABLE ITEMS <5000	62226	12,452	10,516	9,000	9,000
BANKING SERVICES	62310			250	250
SUBSCRIPTIONS BOOKS & ED MATER	62890	465	85	1,500	1,500
LODGING	62922	395	5,807	5,500	5,500
MEALS	62924	226	2,216	1,110	1,110
MILEAGE	62926	287	1,295	1,500	1,500
TRAVEL-OTHER(NON-REPT)	62928		340	1,500	1,500
REGISTRATIONS (NON REPT)	62930	55	1,555	1,000	1,000
P.O.S.T. REGISTRATIONS	62931			600	600
SERVICE CENTER CHARGES	62935	-5,937	22,182	3,318	20,887
SERVICE CENTER REPLCMT INCRMNT	62936	424	424	424	2,260
SERVICE CENTER DEPREC CHG	62937	8,785			
TOTAL SERVICES AND SUPPLIES		**48,830**	**67,928**	**56,191**	**76,280**
INTRAFUND TRANSFERS					
INTRA-FUND TRANSFERS-IN	95001		-24,483	50,000	50,000

COUNTY OF SANTA CRUZ

DETAIL OF FINANCING SOURCES AND USES
GOVERNMENTAL FUNDS
FISCAL YEAR 2022-23

BUDGET UNIT: 66/10/70 -- SHERIFF-CORONER/SHERIFF-CORONER/CIVIL DIVISION
FUNCTION: PUBLIC PROTECTION
ACTIVITY: POLICE PROTECTION
FUND: 10-000

Detail by Revenue and Expenditure Object		2020-21 Actuals	2021-22 Actual [x] Estimated [ ]	2022-23 Recommended Budget	2022-23 Adopted by the Board of Supervisors
INTRA-FUND TRF-POB	95223		26,888		
TOTAL INTRAFUND TRANSFERS		**0**	**2,405**	**50,000**	**50,000**
TOTAL EXPENDITURES/APPROPRIATIONS		**676,785**	**766,965**	**836,105**	**865,194**
NET COST		**676,785**	**685,890**	**689,964**	**719,053**

COUNTY OF SANTA CRUZ

DETAIL OF FINANCING SOURCES AND USES
GOVERNMENTAL FUNDS
FISCAL YEAR 2022-23

BUDGET UNIT: 66/10/80 -- SHERIFF-CORONER/SHERIFF-CORONER/SHERIFF-COMMUNITY CENTERS
FUNCTION: PUBLIC PROTECTION
ACTIVITY: POLICE PROTECTION
FUND: 10-000

Detail by Revenue and Expenditure Object		2020-21 Actuals	2021-22 Actual [x] Estimated [ ]	2022-23 Recommended Budget	2022-23 Adopted by the Board of Supervisors
INTERGOVERNMENTAL REVENUES					
ST-NATURAL DISASTER ASSISTANCE	40810	389			
TOTAL INTERGOVERNMENTAL REVENUES		**389**	**0**	**0**	**0**
TOTAL REVENUE		**389**	**0**	**0**	**0**
SALARIES AND EMPLOYEE BENEF					
REGULAR PAY-PERMANENT	51000	1,351,980	1,527,410	1,448,565	1,480,365
OVERTIME PAY-PERMANENT	51005	49,758	161,871	166,450	166,450
REGULAR PAY-EXTRA HELP	51010	23,006	58,576	34,190	34,190
DIFFERENTIAL PAY	51040	120,824	159,703	170,608	170,608
OASDI-SOCIAL SECURITY	52010	26,476	33,755	36,753	36,753
PERS	52015	664,730	478,358	805,064	805,064
EMPLOYEE INSURANCE & BENEFITS	53010	223,522	282,245	149,052	149,052
TOTAL SALARIES AND EMPLOYEE BENEF		**2,460,296**	**2,701,918**	**2,810,682**	**2,842,482**
SERVICES AND SUPPLIES					
CLOTHING & PERSONAL SUPPLIES	61110	365	1,138	5,250	5,250
POLICE SAFETY EQUIP-REPLACE	61115	1,532		500	500
JANITORIAL SERVICES	61412	29,892	32,392	34,934	34,934
LAUNDRY EXPENSE-SERVICES	61420			200	200
MAINT-MOBILE EQUIPMENT-SERV	61720	902		3,000	3,000
MAINT-OFFICE EQUIPMNT-SERVICES	61725	1,518	1,317	5,825	5,825
MAINT-OTH EQUIP-SERVICES	61730		61,253	150	150
FACILITIES MNT-ELECTRICAL-SERV	61830	1,664	44,142	6,000	6,000
DUPLICATING SERVICES	62214	146	171	1,000	1,000
SUPPLIES	62223	4,274	9,177	2,500	2,500
INVENTORIABLE ITEMS <5000	62226		16,550	4,500	4,500
SOFTWARE LICENSE SERVICES	62227		1,000		
PROF & SPECIAL SERV-OTHER	62381	380,499	390,722	108,090	132,387
SHERIFF SERVICES	62393	63		5,600	5,600
RENTS/LEASES-STRUC IMP & GRNDS	62610	94,293	200	97,487	101,440
EDUCATION AND/OR TRAINING	62826	1,264	1,104	14,000	14,000
SPECIAL MISC EXPENSE-SERVICES	62856			600	600
SUBSCRIPTIONS BOOKS & ED MATER	62890	526	425	1,690	1,690
TOWING	62893		10,000		
SERVICE CENTER CHARGES	62935	44,930	27,485	40,009	28,144
SERVICE CENTER REPLCMT INCRMNT	62936	4,217	4,217	4,217	4,217
SERVICE CENTER DEPREC CHG	62937		1,285	1,285	1,285
SERV CTR POOL VEH CHARGES	62938			1,000	1,000
SANITATION SERVICES	63011	1,337	1,231	1,231	1,231
UTILITIES	63070	8,650	19,563	6,500	6,500
UTILITIES-OTHER	63075	9,899	13,037	14,640	14,640
TOTAL SERVICES AND SUPPLIES		**585,971**	**636,409**	**360,208**	**376,593**
OTHER CHARGES					
PRINCIPAL ON LEASE PURCHASES	74230	3,530	3,356	362	362
PRINCIPAL ON ROU LEASES	74231		63,090		

COUNTY OF SANTA CRUZ

DETAIL OF FINANCING SOURCES AND USES
GOVERNMENTAL FUNDS
FISCAL YEAR 2022-23

BUDGET UNIT: 66/10/80 -- SHERIFF-CORONER/SHERIFF-CORONER/SHERIFF-COMMUNITY CENTERS
FUNCTION: PUBLIC PROTECTION
ACTIVITY: POLICE PROTECTION
FUND: 10-000

Detail by Revenue and Expenditure Object		2020-21 Actuals	2021-22 Actual [x] Estimated [ ]	2022-23 Recommended Budget	2022-23 Adopted by the Board of Supervisors
INTEREST ON LEASE PURCHASES	74420	741	159	16	16
INTEREST ON ROU LEASES	74421		20,224		
COUNTY OVERHEAD GRANTS	75316	17,998	34,305	33,763	33,763
TOTAL OTHER CHARGES		**22,269**	**121,134**	**34,141**	**34,141**
FIXED ASSETS					
EQUIPMENT	86204			24,000	24,000
TOTAL FIXED ASSETS		**0**	**0**	**24,000**	**24,000**
INTRAFUND TRANSFERS					
INTRA-FUND TRF-POB	95223		292,812		
INTRA-FUND TRF IN-OTHER	95225	44,841	51,502	12,650	12,650
TOTAL INTRAFUND TRANSFERS		**44,841**	**344,314**	**12,650**	**12,650**
TOTAL EXPENDITURES/APPROPRIATIONS		**3,113,377**	**3,803,775**	**3,241,681**	**3,289,866**
NET COST		**3,112,988**	**3,803,775**	**3,241,681**	**3,289,866**

COUNTY OF SANTA CRUZ

DETAIL OF FINANCING SOURCES AND USES
GOVERNMENTAL FUNDS
FISCAL YEAR 2022-23

BUDGET UNIT: 66/10/85 -- SHERIFF-CORONER/SHERIFF-CORONER/SHERIFF-VEHICLE ABATEMENT PROG
FUNCTION: PUBLIC PROTECTION
ACTIVITY: POLICE PROTECTION
FUND: 10-000

Detail by Revenue and Expenditure Object		2020-21 Actuals	2021-22 Actual [x] Estimated [ ]	2022-23 Recommended Budget	2022-23 Adopted by the Board of Supervisors
REV FROM USE OF MONEY & PROP					
INTEREST	40430	12	3		
TOTAL REV FROM USE OF MONEY & PROP		**12**	**3**	**0**	**0**
INTERGOVERNMENTAL REVENUES					
ST-AVA FUNDS	40851	1,252	124,814	101,500	101,500
TOTAL INTERGOVERNMENTAL REVENUES		**1,252**	**124,814**	**101,500**	**101,500**
CHARGES FOR SERVICES					
REMOVAL OF ABANDONED VEHICLES	41580	2,541	3,838	5,000	5,000
OTHER CHARGES CURRENT SERVICES	42047	65,742			
SART/SANE REVENUE	42056	-14			
TOTAL CHARGES FOR SERVICES		**68,269**	**3,838**	**5,000**	**5,000**
TOTAL REVENUE		**69,533**	**128,655**	**106,500**	**106,500**
SALARIES AND EMPLOYEE BENEF					
REGULAR PAY-PERMANENT	51000	170,813	135,494	131,427	134,227
OVERTIME PAY-PERMANENT	51005		9,195	7,740	7,740
DIFFERENTIAL PAY	51040	2,608	2,681		
OASDI-SOCIAL SECURITY	52010	13,006	11,109	10,611	10,611
PERS	52015	38,167	37,561	38,267	38,267
EMPLOYEE INSURANCE & BENEFITS	53010	41,722	38,068	34,535	34,535
TOTAL SALARIES AND EMPLOYEE BENEF		**266,316**	**234,108**	**222,580**	**225,380**
SERVICES AND SUPPLIES					
TELECOM SERVICES	61220			100	99
MISCELLANEOUS EXPENSE-SERVICES	62111	110	3,073	250	250
DUPLICATING SERVICES	62214		428	100	100
PC SOFTWARE PURCHASES	62219	68	68	100	100
POSTAGE	62221	124	102	750	750
SUPPLIES	62223		480	1,500	1,500
ACCOUNTING AND AUDITING FEES	62301			7,500	7,500
PROF & SPECIAL SERV-OTHER	62381	45,750	50,200	52,500	52,500
SERVICE CENTER REPLCMT INCRMNT	62936	15,907	4,000	4,000	4,000
TOTAL SERVICES AND SUPPLIES		**61,959**	**58,351**	**66,800**	**66,799**
TOTAL EXPENDITURES/APPROPRIATIONS		**328,275**	**292,459**	**289,380**	**292,179**
NET COST		**258,742**	**163,804**	**182,880**	**185,679**

COUNTY OF SANTA CRUZ

DETAIL OF FINANCING SOURCES AND USES
GOVERNMENTAL FUNDS
FISCAL YEAR 2022-23

BUDGET UNIT: 66/20/00 -- SHERIFF-CORONER/CORRECTIONS
FUNCTION: PUBLIC PROTECTION
ACTIVITY: DETENTION & CORRECTION
FUND: 10-000

Detail by Revenue and Expenditure Object		2020-21 Actuals	2021-22 Actual [x] Estimated [ ]	2022-23 Recommended Budget	2022-23 Adopted by the Board of Supervisors
REV FROM USE OF MONEY & PROP					
INTEREST	40430	2,719	1,382	1,000	1,000
RENTS & CONCESSIONS	40440	112		400	400
TOTAL REV FROM USE OF MONEY & PROP		**2,831**	**1,382**	**1,400**	**1,400**
INTERGOVERNMENTAL REVENUES					
ST AID-PROP 172 FR FD72406	40495	11,519,942	12,352,404	11,022,426	11,692,211
ST-OTHER HEALTH AID	40690		113,550		26,325
ST-SB 924 CDC TRAINING	40796	70,800	87,672	60,000	60,000
ST-MANDATED COST REIMBURSEMENT	40872			100,000	100,000
ST-SPP LW ENFRC SV SLESA/SLESF	40883	86,780	68,489	86,000	86,000
ST-OTHER	40894	782,117	202,646	363,336	363,336
ST-AB109 PROGRAM	40901	6,355,904	4,440,393	3,553,631	3,553,631
FED-ALIEN ASSISTANCE GRANT	41101		102,802	80,000	80,000
FED-BJA GRANT	41102		-10,170		
FED-CARES ACT CRF FUNDING	41148	140,176			
TOTAL INTERGOVERNMENTAL REVENUES		**18,955,719**	**17,357,786**	**15,265,393**	**15,961,503**
CHARGES FOR SERVICES					
ACCOUNTING FEES	41220	114,933			
BOOKING FEE 29550(E)	41522	600,777	594,274	638,000	638,000
SENT TO COLLECTIONS-GENERAL	41706	134	110	200	200
ADMINISTRATIVE SERVICES	42010	41,391	6,726		
TOTAL CHARGES FOR SERVICES		**757,235**	**601,110**	**638,200**	**638,200**
MISC. REVENUES					
CASH OVERAGES	42362	9		25	25
OTHER REVENUE	42384	6,406	440,285	196,000	196,000
TOTAL MISC. REVENUES		**6,415**	**440,285**	**196,025**	**196,025**
TOTAL REVENUE		**19,722,200**	**18,400,563**	**16,101,018**	**16,797,128**
SALARIES AND EMPLOYEE BENEF					
REGULAR PAY-PERMANENT	51000	12,128,817	11,820,710	13,886,778	14,191,778
OVERTIME PAY-PERMANENT	51005	2,446,863	2,837,446	1,997,391	1,997,391
MANDATORY OVERTIME PAY-PERM	51006	384,117	356,039		
REGULAR PAY-EXTRA HELP	51010	335,087	221,268	206,013	206,013
DIFFERENTIAL PAY	51040	676,533	718,423	642,337	642,337
OASDI-SOCIAL SECURITY	52010	337,046	313,822	347,438	347,438
PERS	52015	4,347,011	3,036,157	6,081,424	6,081,424
EMPLOYEE INSURANCE & BENEFITS	53010	2,713,539	2,457,999	2,614,718	2,614,718
UNEMPLOYMENT INSURANCE	53015	11,766	12,317	22,673	22,673
WORKERS COMPENSATION INSURANCE	54010	609,691	815,191	929,865	929,865
TOTAL SALARIES AND EMPLOYEE BENEF		**23,990,470**	**22,589,372**	**26,728,637**	**27,033,637**
SERVICES AND SUPPLIES					
AGRICULTURAL EXPENSE	61000	71	1,095	3,000	3,000
CLOTHING & PERSONAL SUPPLIES	61110	94,614	119,656	136,000	136,000
POLICE SAFETY EQUIP-REPLACE	61115	16,032	10,966	18,000	18,000
TELECOM SERVICES	61220	61,541	60,861	68,100	60,415

COUNTY OF SANTA CRUZ

DETAIL OF FINANCING SOURCES AND USES
GOVERNMENTAL FUNDS
FISCAL YEAR 2022-23

BUDGET UNIT: 66/20/00 -- SHERIFF-CORONER/CORRECTIONS
FUNCTION: PUBLIC PROTECTION
ACTIVITY: DETENTION & CORRECTION
FUND: 10-000

Detail by Revenue and Expenditure Object		2020-21 Actuals	2021-22 Actual [x] Estimated [ ]	2022-23 Recommended Budget	2022-23 Adopted by the Board of Supervisors
FOOD	61310	613,441			
DRY GOODS	61410	20,416	33,140	55,000	55,000
JANITORIAL SERVICES	61412	44,258	46,980	49,329	49,329
KITCHEN EXPENSE-SERVICES	61415	91,866			
LAUNDRY EXPENSE-SERVICES	61420	10,678	9,567	24,000	24,000
OTHER HOUSEHOLD EXP-SERVICES	61425	222,773	230,969	117,000	117,000
MAINT-DATA PROCESS EQMT-SERV	61717	62,436	93,946	84,963	84,963
MAINT-OFFICE EQUIPMNT-SERVICES	61725	4,278	4,717	15,000	15,000
MAINT-OTH EQUIP-SERVICES	61730	317,426	973,304	904,500	910,810
MEMBERSHIPS	62020	115	113	950	950
MISCELLANEOUS EXPENSE-SERVICES	62111	3,114,977	42,920	24,000	24,000
CASH SHORTAGES	62112	1,305	341	50	50
SERV & SUPP-OTHER SERVICES	62135		214,263	130,000	130,000
DUPLICATING SERVICES	62214	8,885	9,085	7,000	7,000
MISC NONINVENTORIABLE ITEMS	62217	93,566	85,913	66,006	66,006
PC SOFTWARE PURCHASES	62219	2,195	3,543	26,500	26,500
POSTAGE	62221	4,786	3,531	5,000	5,000
SUPPLIES	62223	42,350	48,745	89,785	89,785
INVENTORIABLE ITEMS <5000	62226	46,251	45,847	30,000	30,000
BANKING SERVICES	62310	89		500	500
DATA PROCESSING SERVICES	62325	14,346	17,937	17,002	17,544
DATA PROCESSING PRINTING	62326			153	153
DPW SERVICES-GENERAL MONEY	62330	4,599			
HOSPITAL SVCS-INTERDEPARTMENT	62352	519,668	1,339,380	1,785,053	1,785,053
MEDICAL SERVICES	62366	480,984	374,308	450,500	450,500
MEDICAL SERVICES-OTHER	62367	5,103,055	6,254,211	5,449,884	5,483,367
PROF & SPECIAL SERV-OTHER	62381	546,853	1,853,059	2,330,062	2,345,367
EQUIPMENT LEASE & RENT	62500	23,220	13,230	21,250	21,250
SPECIAL MISC EXPENSE-SERVICES	62856	7,765	9,747	11,000	11,000
SECURITY SERVICES	62880	52,136	11,412	35,000	35,000
SUBSCRIPTIONS BOOKS & ED MATER	62890	427	528	1,655	1,655
TRAINING AMMUNITION	62892		8,044	10,000	10,000
AIR FARE	62910	2,942	2,376	3,000	3,000
EDUCATION & TRAINING(REPT)	62914	10,484	31,816	86,347	86,347
EXTRA PRISONERS OUT	62918	5,194		10,000	10,000
LODGING	62922	34,162	89,409	40,000	40,000
MEALS	62924	25,774	56,686	50,000	50,000
MILEAGE	62926	1,571	8,916	10,000	10,000
TRAVEL-OTHER(NON-REPT)	62928	411	1,572	1,700	1,700
REGISTRATIONS (NON REPT)	62930	13			
SERVICE CENTER CHARGES	62935	87,621	105,171	75,520	114,865
SERVICE CENTER REPLCMT INCRMNT	62936	22,914	22,109	22,109	15,416
SERVICE CENTER DEPREC CHG	62937	52,508	54,990	54,990	37,762
SERV CTR POOL VEH CHARGES	62938		17,931	18,100	18,100

COUNTY OF SANTA CRUZ

DETAIL OF FINANCING SOURCES AND USES
GOVERNMENTAL FUNDS
FISCAL YEAR 2022-23

BUDGET UNIT: 66/20/00 -- SHERIFF-CORONER/CORRECTIONS
FUNCTION: PUBLIC PROTECTION
ACTIVITY: DETENTION & CORRECTION
FUND: 10-000

Detail by Revenue and Expenditure Object		2020-21 Actuals	2021-22 Actual [x] Estimated [ ]	2022-23 Recommended Budget	2022-23 Adopted by the Board of Supervisors
UTILITIES	63070	640,897	782,237	581,400	581,400
TOTAL SERVICES AND SUPPLIES		**12,511,893**	**13,094,571**	**12,919,408**	**12,982,787**
OTHER CHARGES					
PRINCIPAL ON LEASE PURCHASES	74230	56,401	60,555	21,160	42,320
PRINCIPAL ON ROU LEASES	74231		8,623		
INTEREST ON LEASE PURCHASES	74420	8,024	3,871	315	631
INTEREST ON ROU LEASES	74421		974		
HSA COST ALLOCATION-ADMIN	75330	75,703			
TOTAL OTHER CHARGES		**140,128**	**74,023**	**21,475**	**42,951**
FIXED ASSETS					
BUILDINGS AND IMPROVEMENTS	86110	636,436	12,993		10,289
EQUIPMENT	86204	139,073	61,296		26,325
TOTAL FIXED ASSETS		**775,509**	**74,289**	**0**	**36,614**
INTRAFUND TRANSFERS					
INTRA-FUND TRANSFERS-IN	95001		-674,656		
INTRA-FUND TRANSFERS-OUT	95002		607,145		
INTRA-FUND TRF-POB	95223		1,727,698		
TOTAL INTRAFUND TRANSFERS		**0**	**1,660,187**	**0**	**0**
TOTAL EXPENDITURES/APPROPRIATIONS		**37,418,000**	**37,492,442**	**39,669,520**	**40,095,989**
NET COST		**17,695,800**	**19,091,879**	**23,568,502**	**23,298,861**

COUNTY OF SANTA CRUZ

DETAIL OF FINANCING SOURCES AND USES
GOVERNMENTAL FUNDS
FISCAL YEAR 2022-23

BUDGET UNIT: 66/40/00 -- SHERIFF-CORONER/COURT SECURITY-DIV 40
FUNCTION: PUBLIC PROTECTION
ACTIVITY: DETENTION & CORRECTION
FUND: 10-000

Detail by Revenue and Expenditure Object		2020-21 Actuals	2021-22 Actual [x] Estimated [ ]	2022-23 Recommended Budget	2022-23 Adopted by the Board of Supervisors
INTERGOVERNMENTAL REVENUES					
ST-TO LOCAL AGENCIES	40884	3,607,355			
ST-AB118 LOCAL REV FD PROG	40902	3,899,497	3,813,400	3,727,941	3,727,941
TOTAL INTERGOVERNMENTAL REVENUES		**7,506,852**	**3,813,400**	**3,727,941**	**3,727,941**
TOTAL REVENUE		**7,506,852**	**3,813,400**	**3,727,941**	**3,727,941**
SALARIES AND EMPLOYEE BENEF					
REGULAR PAY-PERMANENT	51000	2,469,303	2,693,390	2,629,522	2,687,322
OVERTIME PAY-PERMANENT	51005	228,222	417,638	221,725	221,725
REGULAR PAY-EXTRA HELP	51010	197,276	183,429	226,841	226,841
DIFFERENTIAL PAY	51040	197,964	240,324	215,477	215,477
OASDI-SOCIAL SECURITY	52010	50,714	61,146	56,084	56,084
PERS	52015	1,170,943	814,974	1,454,327	1,454,327
EMPLOYEE INSURANCE & BENEFITS	53010	414,468	535,265	465,391	465,391
TOTAL SALARIES AND EMPLOYEE BENEF		**4,728,890**	**4,946,166**	**5,269,367**	**5,327,167**
SERVICES AND SUPPLIES					
MISCELLANEOUS EXPENSE-SERVICES	62111	3,743,522			
SUPPLIES	62223	1,296	1,385	1,500	1,500
SPECIAL MISC EXPENSE-SERVICES	62856	1,641	5,780	5,500	5,500
TOTAL SERVICES AND SUPPLIES		**3,746,459**	**7,165**	**7,000**	**7,000**
INTRAFUND TRANSFERS					
INTRA-FUND TRF-POB	95223		585,737		
TOTAL INTRAFUND TRANSFERS		**0**	**585,737**	**0**	**0**
TOTAL EXPENDITURES/APPROPRIATIONS		**8,475,349**	**5,539,068**	**5,276,367**	**5,334,167**
NET COST		**968,497**	**1,725,668**	**1,548,426**	**1,606,226**

This Page Intentionally Left Blank

COUNTY BUDGET DETAIL

COUNTY CUSTODIAL

This Page Intentionally Left Blank

COUNTY OF SANTA CRUZ

DETAIL OF FINANCING SOURCES AND USES
GOVERNMENTAL FUNDS
FISCAL YEAR 2022-23

BUDGET UNIT: 13/12/20 -- CUSTODIAL FUNDS/AUDITOR CONTROLLER-OVERSIGHT/REVENUE-GENERAL FUND
FUNCTION: GENERAL GOVERNMENT
ACTIVITY: FINANCE
FUND: 10-000

Detail by Revenue and Expenditure Object		2020-21 Actuals	2021-22 Actual [x] Estimated [ ]	2022-23 Recommended Budget	2022-23 Adopted by the Board of Supervisors
TAXES					
PROPERTY TAX-CURRENT SEC-GEN	40100	66,423,401	69,313,922	72,475,890	72,475,890
IN LIEU VLF FEE R&T97.7 2004	40104	37,041,574	38,333,300	39,866,632	39,866,632
RESIDUAL DISTRIBUTION	40106	4,826,498	4,638,959	3,881,350	3,881,350
PROPERTY TAX-CURRENT UNSEC-GEN	40110	1,128,104	1,286,862	1,202,216	1,202,216
PROPERTY TAX-PRIOR UNSEC-GEN	40130	236,620	147,416	122,701	122,701
SUPP PROP TAX-CURRENT SEC	40150	505,393	2,025,627	429,410	429,410
SUPP PROP TAX-CURRENT UNSEC	40151	30,764	21,585	12,879	12,879
SUPP PROP TAX-PRIOR SEC	40160	80,714	34,581	28,621	28,621
SUPP PROP TAX-PRIOR UNSEC	40161	12,611	13,006	12,904	12,904
SALES-USE TAX-MEAS G 1/2 CENT	40168	9,022,623	9,784,275	10,374,775	10,374,775
SALES & USE TX UNINCRP AREA1%	40173	13,541,505	14,067,771	15,073,147	15,073,147
AIRCRAFT TAX	40190	52,117	52,357	52,357	52,357
DEED/DOCUMENTARY TRANSFER TAX	40194	3,728,479	3,782,314	3,879,656	3,879,656
IN-LIEU TAXES OTHER	40197	30,963	19,227	26,912	26,912
TRANSIENT OCCUPANCY TAX	40206	10,225,087	14,100,480	13,895,836	13,895,836
TRANSIENT OCCUP TAX PRIOR YR	40207	12,002	36,797	1,186	1,186
COUNTY CANNABIS BUSINESS TAX	40213	3,166,457	2,039,916	2,337,833	2,337,833
COUNTY CANNABIS BUSINESS TAX 2	40214	3,099,377	974,385	1,512,036	1,512,036
TOTAL TAXES		**153,164,289**	**160,672,780**	**165,186,341**	**165,186,341**
LICENSES, PERMITS AND FRANCHIS					
GARBAGE COLLECTION-SAN ANDREAS	40284	2,586,671	2,724,764	2,819,842	2,819,842
PUBLIC UTILITY FRANCHISE	40288	1,287,445	1,368,360	1,289,703	1,289,703
TV TRANSCRIPT FRANCHISE	40290	1,617,123	1,744,518	1,605,144	1,605,144
TOTAL LICENSES, PERMITS AND FRANCHIS		**5,491,239**	**5,837,642**	**5,714,689**	**5,714,689**
FINES, FORFEITURES & ASSMNTS					
FINES-CRIMINAL JUS CONS 72695	40382	148,383	-420		
PARKING METER FINES	40400	216,911	-6,510	180,193	180,193
JUDGMENTS & DAMAGES	40418	102,468			
JUDGMENTS & DAM-TEA CRT ORDER	40419	152,610			
PENALTIES FOR DELINQUENT TAXES	44142	2,608,215	3,146,660	1,830,725	1,830,725
REDMPTN PNLTIES FOR DELINQ TXS	44143	1,068,680	1,590,331	1,500,000	1,500,000
TOTAL FINES, FORFEITURES & ASSMNTS		**4,297,267**	**4,730,061**	**3,510,918**	**3,510,918**
REV FROM USE OF MONEY & PROP					
INTEREST	40430	656,083	575,805	416,681	416,681
INTEREST-TRANS	40434	157,933	184,437	141,725	141,725
RENTS & CONCESSIONS	40440	4,477	4,925	4,488	4,488
TOTAL REV FROM USE OF MONEY & PROP		**818,493**	**765,167**	**562,894**	**562,894**
INTERGOVERNMENTAL REVENUES					
ST-MOTOR VEHICLE IN LIEU TAX	40470	166,453	253,833	181,657	181,657
ST AID-PROP 172 FR FD72406	40495			1,245,791	
ST-HOMEOWNERS' PROP TAX RELIEF	40830	355,540	351,621	358,742	358,742
ST-OTHR TAX RELIEF SUBVENTIONS	40852	54,209	61,463	39,123	39,123
ST-MANDATED COST REIMBURSEMENT	40872	2,887		2,887	2,887

COUNTY OF SANTA CRUZ

DETAIL OF FINANCING SOURCES AND USES
GOVERNMENTAL FUNDS
FISCAL YEAR 2022-23

BUDGET UNIT: 13/12/20 -- CUSTODIAL FUNDS/AUDITOR CONTROLLER-OVERSIGHT/REVENUE-GENERAL FUND
FUNCTION: GENERAL GOVERNMENT
ACTIVITY: FINANCE
FUND: 10-000

Detail by Revenue and Expenditure Object		2020-21 Actuals	2021-22 Actual [x] Estimated [ ]	2022-23 Recommended Budget	2022-23 Adopted by the Board of Supervisors
ST-OTHER	40894		523,379		
FED-CARES ACT CRF FUNDING	41148	2,322,107			
FED-ARP FUNDING	41149	26,534,211	26,534,211		
RDA PASS-THROUGHS	41162	204,545	441,666	383,563	383,563
TOTAL INTERGOVERNMENTAL REVENUES		**29,639,952**	**28,166,173**	**2,211,763**	**965,972**
CHARGES FOR SERVICES					
OTHER WASTE HAULER PAYMENTS	41847		194		
COUNTY OVERHEAD CHARGES	42105	-46,483	71,244	71,244	67,278
TOTAL CHARGES FOR SERVICES		**-46,483**	**71,438**	**71,244**	**67,278**
MISC. REVENUES					
TOBACCO INDUSTRY SETTLEMT	42310	1,847,917	1,847,530	1,515,588	1,515,588
OTHER REVENUE	42384	2,580		10,000	10,000
UNCLAIMED MONEY-ESCHEATED	42390	54,571	20,594	25,000	25,000
TOTAL MISC. REVENUES		**1,905,068**	**1,868,124**	**1,550,588**	**1,550,588**
OTHER FINANCING SOURCES					
OPERATING TRANSFER IN	42462	14,035	18,671	5,600	22,446
TOTAL OTHER FINANCING SOURCES		**14,035**	**18,671**	**5,600**	**22,446**
TOTAL REVENUE		**195,283,860**	**202,130,056**	**178,814,037**	**177,581,126**
SERVICES AND SUPPLIES					
PROF & SPECIAL SERV-OTHER	62381	314,900	64,498	573,612	751,660
TOTAL SERVICES AND SUPPLIES		**314,900**	**64,498**	**573,612**	**751,660**
OTHER CHARGES					
PRINCIPAL ON LONG TERM DEBT	74224		181,159		
PRINCIPAL ON COPS/NOTES	74225		13,841		
PRINCIPAL-ISF/ENT OFFSET	74240		-181,159		
JUDGMENTS & DAMAGES-TEA ANNUAL	74623	9,458			
JUDGMENTS & DAMAGES-TEA CRT OR	74624	64,726			
CONTRIB TO OTHER AGENCIES-OTH	75230	111,289	153,289	107,645	180,145
CONTRIB TO OTHER AGENCIES-OTH	75231				700,000
TOTAL OTHER CHARGES		**185,473**	**167,130**	**107,645**	**880,145**
OTHER FINANCING USES					
OPERATING TRANSFERS OUT	90000	195,000	6,413,274	195,000	9,026,769
TOTAL OTHER FINANCING USES		**195,000**	**6,413,274**	**195,000**	**9,026,769**
INTRAFUND TRANSFERS					
INTRA-FD TRF IN-CO OVERHEAD	95190	-1,235,411	-2,375,713	-2,289,296	-1,732,218
INTRA-FUND TRF IN-OTHER	95225			-2,532,722	-2,532,722
INTRA-FUND TRF OUT-OTHER	95226		248,821		
TOTAL INTRAFUND TRANSFERS		**-1,235,411**	**-2,126,892**	**-4,822,018**	**-4,264,940**
TOTAL EXPENDITURES/APPROPRIATIONS		**-540,038**	**4,518,010**	**-3,945,761**	**6,393,634**
NET COST		**-195,823,898**	**-197,612,046**	**-182,759,798**	**-171,187,492**

COUNTY OF SANTA CRUZ

DETAIL OF FINANCING SOURCES AND USES
GOVERNMENTAL FUNDS
FISCAL YEAR 2022-23

BUDGET UNIT: 13/12/15 -- CUSTODIAL FUNDS/AUDITOR CONTROLLER-OVERSIGHT/CERTS ISSUE
FUNCTION: DEBT SERVICES
ACTIVITY: RETIREMENT OF LT DEBT
FUND: 10-000

Detail by Revenue and Expenditure Object		2020-21 Actuals	2021-22 Actual [x] Estimated [ ]	2022-23 Recommended Budget	2022-23 Adopted by the Board of Supervisors
FINES, FORFEITURES & ASSMNTS					
FINES-CRIMINAL JUS CONS 72695	40382	349,027			
FINES-COURTHOUSE CONS 72705	40383	40,055			
TOTAL FINES, FORFEITURES & ASSMNTS		**389,082**	**0**	**0**	**0**
REV FROM USE OF MONEY & PROP					
RENTS & CONCESSIONS	40440	333,829	340,637	340,637	340,637
TOTAL REV FROM USE OF MONEY & PROP		**333,829**	**340,637**	**340,637**	**340,637**
OTHER FINANCING SOURCES					
OP/TRF IN-FR NONDISTR CERTS DS	42464	5,796			
OP/TRF IN-FR DISTRCTS CERTS DS	42466	865,926	865,376	865,527	865,527
OP/TRF IN-FR CFA CREBS 2017	42470		173,545	86,772	86,772
TOTAL OTHER FINANCING SOURCES		**871,722**	**1,038,921**	**952,299**	**952,299**
TOTAL REVENUE		**1,594,633**	**1,379,558**	**1,292,936**	**1,292,936**
SERVICES AND SUPPLIES					
FISCAL AGENTS FEES	62345	24,431	17,125	30,000	30,000
PROF & SPECIAL SERV-OTHER	62381	4,250	9,000	15,000	15,000
TOTAL SERVICES AND SUPPLIES		**28,681**	**26,125**	**45,000**	**45,000**
OTHER CHARGES					
DEBT ISSUANCE COSTS	75500		554,663		
TOTAL OTHER CHARGES		**0**	**554,663**	**0**	**0**
OTHER FINANCING USES					
OP/TR OUT-TO FA CERTS	90004	7,203,834	7,322,423	7,148,398	7,148,398
TOTAL OTHER FINANCING USES		**7,203,834**	**7,322,423**	**7,148,398**	**7,148,398**
INTRAFUND TRANSFERS					
INTRA-FUND TRANSFERS-IN	95001		1,702		
INTRA-FUND TRANSFERS-OUT	95002		567		
INTRA-FD TRF IN-CO OVERHEAD	95190	-1,464,086	-952,626	-952,626	-533,929
INTRA-FUND TRF-CERTS	95224	-252,421		-255,850	-255,850
INTRA-FUND TRF IN-OTHER	95225		-221,976		
TOTAL INTRAFUND TRANSFERS		**-1,716,507**	**-1,172,333**	**-1,208,476**	**-789,779**
TOTAL EXPENDITURES/APPROPRIATIONS		**5,516,008**	**6,730,878**	**5,984,922**	**6,403,619**
NET COST		**3,921,375**	**5,351,320**	**4,691,986**	**5,110,683**

COUNTY OF SANTA CRUZ

DETAIL OF FINANCING SOURCES AND USES
GOVERNMENTAL FUNDS
FISCAL YEAR 2022-23

BUDGET UNIT: 13/12/17 -- CUSTODIAL FUNDS/AUDITOR CONTROLLER-OVERSIGHT/TAX REVENUE ANTICIPATION NOTES
FUNCTION: DEBT SERVICES
ACTIVITY: RETIREMENT OF LT DEBT
FUND: 10-000

Detail by Revenue and Expenditure Object		2020-21 Actuals	2021-22 Actual [x] Estimated [ ]	2022-23 Recommended Budget	2022-23 Adopted by the Board of Supervisors
SERVICES AND SUPPLIES					
ACCOUNTING AND AUDITING FEES	62301	18,634		60,000	60,000
PROF & SPECIAL SERV-OTHER	62381	46,243	46,620	60,000	60,000
TOTAL SERVICES AND SUPPLIES		**64,877**	**46,620**	**120,000**	**120,000**
OTHER CHARGES					
INTEREST ON NOTES	74430	65,959	68,122	80,000	1,080,000
TOTAL OTHER CHARGES		**65,959**	**68,122**	**80,000**	**1,080,000**
INTRAFUND TRANSFERS					
INTRA-FUND TRF OUT-OTHER	95226		7,476		
TOTAL INTRAFUND TRANSFERS		**0**	**7,476**	**0**	**0**
TOTAL EXPENDITURES/APPROPRIATIONS		**130,836**	**122,218**	**200,000**	**1,200,000**
NET COST		**130,836**	**122,218**	**200,000**	**1,200,000**

COUNTY OF SANTA CRUZ

DETAIL OF FINANCING SOURCES AND USES
GOVERNMENTAL FUNDS
FISCAL YEAR 2022-23

BUDGET UNIT: 13/13/25 -- CUSTODIAL FUNDS/CONTINGENCIES/APPROPRIATION RESERVE-GENERAL
FUNCTION: RESERVES
ACTIVITY: CONTINGENCIES
FUND: 10-000

Detail by Revenue and Expenditure Object		2020-21 Actuals	2021-22 Actual [x] Estimated [ ]	2022-23 Recommended Budget	2022-23 Adopted by the Board of Supervisors
APPROP FOR CONTINGENCIES					
APPROP FOR CONTINGENCIES	98700	1,000,000		11,577,598	7,425,668
TOTAL APPROP FOR CONTINGENCIES		**1,000,000**	**0**	**11,577,598**	**7,425,668**
TOTAL EXPENDITURES/APPROPRIATIONS		**1,000,000**	**0**	**11,577,598**	**7,425,668**
NET COST		**1,000,000**	**0**	**11,577,598**	**7,425,668**

COUNTY OF SANTA CRUZ

DETAIL OF FINANCING SOURCES AND USES
GOVERNMENTAL FUNDS
FISCAL YEAR 2022-23

BUDGET UNIT: 13/13/77 -- CUSTODIAL FUNDS/CONTINGENCIES/TECH APPROPRIATON RESERVES
FUNCTION: GENERAL GOVERNMENT
ACTIVITY: CONTINGENCIES
FUND: 10-000

Detail by Revenue and Expenditure Object		2020-21 Actuals	2021-22 Actual [x] Estimated [ ]	2022-23 Recommended Budget	2022-23 Adopted by the Board of Supervisors
INTERGOVERNMENTAL REVENUES					
FED-CARES ACT CRF FUNDING	41148	1,126,712			
TOTAL INTERGOVERNMENTAL REVENUES		**1,126,712**	**0**	**0**	**0**
TOTAL REVENUE		**1,126,712**	**0**	**0**	**0**
SERVICES AND SUPPLIES					
INVENTORIABLE ITEMS <5000	62226	1,115,178	26,652	500,000	500,000
TOTAL SERVICES AND SUPPLIES		**1,115,178**	**26,652**	**500,000**	**500,000**
OTHER FINANCING USES					
OPERATING TRANSFERS OUT	90000		241,560		
TOTAL OTHER FINANCING USES		**0**	**241,560**	**0**	**0**
INTRAFUND TRANSFERS					
INTRA-FUND TRF IN-OTHER	95225		897,759		
INTRA-FUND TRF OUT-OTHER	95226		12,854		
TOTAL INTRAFUND TRANSFERS		**0**	**910,613**	**0**	**0**
TOTAL EXPENDITURES/APPROPRIATIONS		**1,115,178**	**1,178,825**	**500,000**	**500,000**
NET COST		**-11,534**	**1,178,825**	**500,000**	**500,000**

COUNTY OF SANTA CRUZ

DETAIL OF FINANCING SOURCES AND USES
GOVERNMENTAL FUNDS
FISCAL YEAR 2022-23

BUDGET UNIT: 13/18/10 -- CUSTODIAL FUNDS/COUNTY ADM OFFICES-OVERSIGHT B/AIR POLLUTION
FUNCTION: HEALTH AND SANITATION
ACTIVITY: HEALTH
FUND: 10-000

Detail by Revenue and Expenditure Object		2020-21 Actuals	2021-22 Actual [x] Estimated [ ]	2022-23 Recommended Budget	2022-23 Adopted by the Board of Supervisors
OTHER CHARGES					
CONTRIB TO OTHER AGENCIES-OTH	75231	62,742	63,239	63,239	64,989
TOTAL OTHER CHARGES		**62,742**	**63,239**	**63,239**	**64,989**
TOTAL EXPENDITURES/APPROPRIATIONS		**62,742**	**63,239**	**63,239**	**64,989**
NET COST		**62,742**	**63,239**	**63,239**	**64,989**

COUNTY OF SANTA CRUZ

DETAIL OF FINANCING SOURCES AND USES
GOVERNMENTAL FUNDS
FISCAL YEAR 2022-23

BUDGET UNIT: 13/18/20 -- CUSTODIAL FUNDS/COUNTY ADM OFFICES-OVERSIGHT B/GF TO ANIMAL SHELTER
FUNCTION: PUBLIC PROTECTION
ACTIVITY: OTHER PROTECTION
FUND: 10-000

Detail by Revenue and Expenditure Object		2020-21 Actuals	2021-22 Actual [x] Estimated [ ]	2022-23 Recommended Budget	2022-23 Adopted by the Board of Supervisors
OTHER CHARGES					
CONTRIB TO OTHER AGENCIES-OTH	75231	1,520,689	1,622,678	1,622,678	1,805,415
TOTAL OTHER CHARGES		**1,520,689**	**1,622,678**	**1,622,678**	**1,805,415**
TOTAL EXPENDITURES/APPROPRIATIONS		**1,520,689**	**1,622,678**	**1,622,678**	**1,805,415**
NET COST		**1,520,689**	**1,622,678**	**1,622,678**	**1,805,415**

COUNTY OF SANTA CRUZ

DETAIL OF FINANCING SOURCES AND USES
GOVERNMENTAL FUNDS
FISCAL YEAR 2022-23

BUDGET UNIT: 13/18/30 -- CUSTODIAL FUNDS/COUNTY ADM OFFICES-OVERSIGHT B/ASSOC OF MONTEREY BAY GOVERNME
FUNCTION: PUBLIC PROTECTION
ACTIVITY: OTHER PROTECTION
FUND: 10-000

Detail by Revenue and Expenditure Object		2020-21 Actuals	2021-22 Actual [x] Estimated [ ]	2022-23 Recommended Budget	2022-23 Adopted by the Board of Supervisors
OTHER CHARGES					
CONTRIB TO OTHER AGENCIES-OTH	75231	32,643	32,641	32,641	32,585
TOTAL OTHER CHARGES		**32,643**	**32,641**	**32,641**	**32,585**
TOTAL EXPENDITURES/APPROPRIATIONS		**32,643**	**32,641**	**32,641**	**32,585**
NET COST		**32,643**	**32,641**	**32,641**	**32,585**

COUNTY OF SANTA CRUZ

DETAIL OF FINANCING SOURCES AND USES
GOVERNMENTAL FUNDS
FISCAL YEAR 2022-23

BUDGET UNIT: 13/18/45 -- CUSTODIAL FUNDS/COUNTY ADM OFFICES-OVERSIGHT B/LOCAL AGENCY FORMATION COMMISS
FUNCTION: PUBLIC PROTECTION
ACTIVITY: OTHER PROTECTION
FUND: 10-000

Detail by Revenue and Expenditure Object		2020-21 Actuals	2021-22 Actual [x] Estimated [ ]	2022-23 Recommended Budget	2022-23 Adopted by the Board of Supervisors
OTHER CHARGES					
CONTRIB TO OTHER AGENCIES-OTH	75231	133,933	133,933	133,933	139,755
TOTAL OTHER CHARGES		**133,933**	**133,933**	**133,933**	**139,755**
TOTAL EXPENDITURES/APPROPRIATIONS		**133,933**	**133,933**	**133,933**	**139,755**
NET COST		**133,933**	**133,933**	**133,933**	**139,755**

COUNTY OF SANTA CRUZ

DETAIL OF FINANCING SOURCES AND USES
GOVERNMENTAL FUNDS
FISCAL YEAR 2022-23

BUDGET UNIT: 13/18/55 -- CUSTODIAL FUNDS/COUNTY ADM OFFICES-OVERSIGHT B/COUNTY LIBRARY FUND
FUNCTION: EDUCATION
ACTIVITY: LIBRARY SERVICES
FUND: 26-100

Detail by Revenue and Expenditure Object		2020-21 Actuals	2021-22 Actual [x] Estimated [ ]	2022-23 Recommended Budget	2022-23 Adopted by the Board of Supervisors
TAXES					
PROPERTY TAX-CURRENT SEC-GEN	40100	7,041,226	7,325,330	7,662,918	7,662,918
RESIDUAL DISTRIBUTION	40106	383,398	349,403		
PROPERTY TAX-CURRENT UNSEC-GEN	40110	119,760	135,976	120,000	120,000
PROPERTY TAX-PRIOR UNSEC-GEN	40130	25,091	15,604	10,000	10,000
SUPP PROP TAX-CURRENT SEC	40150	62,503	185,288	40,000	40,000
SUPP PROP TAX-CURRENT UNSEC	40151	2,756	2,293	1,000	1,000
SUPP PROP TAX-PRIOR SEC	40160	7,292	3,051	3,000	3,000
SUPP PROP TAX-PRIOR UNSEC	40161	1,130	1,297	1,500	1,500
IN-LIEU TAXES OTHER	40197	1,946	1,392	1,000	1,000
TOTAL TAXES		**7,645,102**	**8,019,634**	**7,839,418**	**7,839,418**
FINES, FORFEITURES & ASSMNTS					
PENALTIES FOR DELINQUENT TAXES	44142	803	352	500	500
REDMPTN PNLTIES FOR DELINQ TXS	44143	1,318	647	500	500
TOTAL FINES, FORFEITURES & ASSMNTS		**2,121**	**999**	**1,000**	**1,000**
INTERGOVERNMENTAL REVENUES					
ST-HOMEOWNERS' PROP TAX RELIEF	40830	37,647	37,256	38,000	38,000
ST-OTHR TAX RELIEF SUBVENTIONS	40852	3,262	3,699	2,000	2,000
RDA PASS-THROUGHS	41162	45,267	80,129	50,000	50,000
TOTAL INTERGOVERNMENTAL REVENUES		**86,176**	**121,084**	**90,000**	**90,000**
TOTAL REVENUE		**7,733,399**	**8,141,717**	**7,930,418**	**7,930,418**
SERVICES AND SUPPLIES					
OTHER INSURANCE	61535	8,985	9,076	72,449	72,449
PROF & SPECIAL SERV-OTHER	62381	5,121,563	5,359,897	7,060,144	7,060,144
TOTAL SERVICES AND SUPPLIES		**5,130,548**	**5,368,973**	**7,132,593**	**7,132,593**
OTHER CHARGES					
CONTRIB TO CITY OF SCOTTS VALL	75238	242,770			
COUNTY OVERHEAD A87/CP	75315	-37,036	46,535	47,825	47,824
TOTAL OTHER CHARGES		**205,734**	**46,535**	**47,825**	**47,824**
OTHER FINANCING USES					
OP/TR OUT-TO 131215 CERTS	90003	5,796			
OPER TRF OUT-TO PLANT FUND	90040	2,623,566			
TOTAL OTHER FINANCING USES		**2,629,362**	**0**	**0**	**0**
INTRAFUND TRANSFERS					
INTRA-FUND TRF OUT-OTHER	95226		2,942,625	750,000	750,000
TOTAL INTRAFUND TRANSFERS		**0**	**2,942,625**	**750,000**	**750,000**
TOTAL EXPENDITURES/APPROPRIATIONS		**7,965,644**	**8,358,133**	**7,930,418**	**7,930,417**
NET COST		**232,245**	**216,416**	**0**	**-1**

COUNTY OF SANTA CRUZ

DETAIL OF FINANCING SOURCES AND USES
GOVERNMENTAL FUNDS
FISCAL YEAR 2022-23

BUDGET UNIT: 13/18/55 -- CUSTODIAL FUNDS/COUNTY ADM OFFICES-OVERSIGHT B/COUNTY LIBRARY FUND
FUNCTION: EDUCATION
ACTIVITY: LIBRARY SERVICES
FUND: 26-101

Detail by Revenue and Expenditure Object		2020-21 Actuals	2021-22 Actual [x] Estimated [ ]	2022-23 Recommended Budget	2022-23 Adopted by the Board of Supervisors
OTHER FINANCING USES					
OPERATING TRANSFERS OUT	90000		50,000	25,000	25,000
TOTAL OTHER FINANCING USES		**0**	**50,000**	**25,000**	**25,000**
INTRAFUND TRANSFERS					
INTRA-FUND TRF IN-OTHER	95225		-2,942,625	-750,000	-750,000
TOTAL INTRAFUND TRANSFERS		**0**	**-2,942,625**	**-750,000**	**-750,000**
TOTAL EXPENDITURES/APPROPRIATIONS		**0**	**-2,892,625**	**-725,000**	**-725,000**
NET COST		**0**	**-2,892,625**	**-725,000**	**-725,000**

COUNTY OF SANTA CRUZ

DETAIL OF FINANCING SOURCES AND USES
GOVERNMENTAL FUNDS
FISCAL YEAR 2022-23

BUDGET UNIT: 13/49/35 -- CUSTODIAL FUNDS/POSCS-OVERSIGHT/ART IN PUBLIC PLACES
FUNCTION: RECREATION AND CULTURAL SERVIC
ACTIVITY: REC & CULTURE
FUND: 21-300

Detail by Revenue and Expenditure Object		2020-21 Actuals	2021-22 Actual [x] Estimated [ ]	2022-23 Recommended Budget	2022-23 Adopted by the Board of Supervisors
REV FROM USE OF MONEY & PROP					
INTEREST	40430	1,480	1,135	885	885
TOTAL REV FROM USE OF MONEY & PROP		**1,480**	**1,135**	**885**	**885**
CHARGES FOR SERVICES					
CHARGES FOR SERV-MEMO	42075	3,000			
TOTAL CHARGES FOR SERVICES		**3,000**	**0**	**0**	**0**
MISC. REVENUES					
CONTRIBUTIONS FROM OTHER FUNDS	42367	30,200	43,500	13,500	13,500
TOTAL MISC. REVENUES		**30,200**	**43,500**	**13,500**	**13,500**
TOTAL REVENUE		**34,680**	**44,635**	**14,385**	**14,385**
SERVICES AND SUPPLIES					
PROF & SPECIAL SERV-OTHER	62381	4,091	11,630	20,000	20,000
TOTAL SERVICES AND SUPPLIES		**4,091**	**11,630**	**20,000**	**20,000**
FIXED ASSETS					
BUILDINGS AND IMPROVEMENTS	86110	24,850	40,250	43,500	98,500
TOTAL FIXED ASSETS		**24,850**	**40,250**	**43,500**	**98,500**
TOTAL EXPENDITURES/APPROPRIATIONS		**28,941**	**51,880**	**63,500**	**118,500**
NET COST		**-5,739**	**7,245**	**49,115**	**104,115**

COUNTY OF SANTA CRUZ

DETAIL OF FINANCING SOURCES AND USES
GOVERNMENTAL FUNDS
FISCAL YEAR 2022-23

BUDGET UNIT: 13/49/45 -- CUSTODIAL FUNDS/POSCS-OVERSIGHT/CULTURAL SERVICES
FUNCTION: RECREATION AND CULTURAL SERVIC
ACTIVITY: REC & CULTURE
FUND: 10-000

Detail by Revenue and Expenditure Object		2020-21 Actuals	2021-22 Actual [x] Estimated [ ]	2022-23 Recommended Budget	2022-23 Adopted by the Board of Supervisors
SERVICES AND SUPPLIES					
PROF & SPECIAL SERV-OTHER	62381	11,244	34,444	37,109	37,109
TOTAL SERVICES AND SUPPLIES		**11,244**	**34,444**	**37,109**	**37,109**
OTHER CHARGES					
ARTS COUNCIL/CULTURAL COUNCIL	75207	153,041	127,535	170,046	212,557
HISTORIC PRESERVATION	75245	139,135	154,594	154,594	154,594
SC VETS MEM BLDG	75286	68,985	76,650	76,650	76,650
TOTAL OTHER CHARGES		**361,161**	**358,779**	**401,290**	**443,801**
TOTAL EXPENDITURES/APPROPRIATIONS		**372,405**	**393,223**	**438,399**	**480,910**
NET COST		**372,405**	**393,223**	**438,399**	**480,910**

COUNTY OF SANTA CRUZ

DETAIL OF FINANCING SOURCES AND USES
GOVERNMENTAL FUNDS
FISCAL YEAR 2022-23

BUDGET UNIT: 13/54/20 -- CUSTODIAL FUNDS/PLANNING-OVERSIGHT/FISH AND GAME
FUNCTION: PUBLIC PROTECTION
ACTIVITY: OTHER PROTECTION
FUND: 21-225

Detail by Revenue and Expenditure Object		2020-21 Actuals	2021-22 Actual [x] Estimated [ ]	2022-23 Recommended Budget	2022-23 Adopted by the Board of Supervisors
FINES, FORFEITURES & ASSMNTS					
FISH & GAME FINES - F&G 13003	40384	7,100	4,635	4,000	4,000
JUDGMENTS & DAMAGES	40418	42,500	5,000	8,000	8,000
TOTAL FINES, FORFEITURES & ASSMNTS		**49,600**	**9,635**	**12,000**	**12,000**
REV FROM USE OF MONEY & PROP					
INTEREST	40430	207	270	300	300
TOTAL REV FROM USE OF MONEY & PROP		**207**	**270**	**300**	**300**
TOTAL REVENUE		**49,807**	**9,905**	**12,300**	**12,300**
OTHER CHARGES					
CONTRIB TO OTHER AGENCIES-OTH	75231	13,810	14,648	18,000	18,000
TOTAL OTHER CHARGES		**13,810**	**14,648**	**18,000**	**18,000**
TOTAL EXPENDITURES/APPROPRIATIONS		**13,810**	**14,648**	**18,000**	**18,000**
NET COST		**-35,997**	**4,743**	**5,700**	**5,700**

COUNTY OF SANTA CRUZ

DETAIL OF FINANCING SOURCES AND USES
GOVERNMENTAL FUNDS
FISCAL YEAR 2022-23

BUDGET UNIT: 13/54/30 -- CUSTODIAL FUNDS/PLANNING-OVERSIGHT/HOUSING
FUNCTION: PUBLIC ASSISTANCE
ACTIVITY: OTHER ASSISTANCE
FUND: 21-025 HOUSING

Detail by Revenue and Expenditure Object		2020-21 Actuals	2021-22 Actual [x] Estimated [ ]	2022-23 Recommended Budget	2022-23 Adopted by the Board of Supervisors
REV FROM USE OF MONEY & PROP					
INTEREST	40430	8,370	7,223	9,200	9,200
INTEREST LOAN PAYMENTS	40436	73,622	29,152	30,000	30,000
RENTS & CONCESSIONS	40440	1,747			
TOTAL REV FROM USE OF MONEY & PROP		**83,739**	**36,375**	**39,200**	**39,200**
MISC. REVENUES					
PRIN/OTHER LOAN REPAYMENTS	42376	367,730	128,396	116,400	116,400
OFFSET-LOAN PRIN REPAYMTS	42377	-347,080	-128,396		
OTHER REVENUE	42384	20,000			
TOTAL MISC. REVENUES		**40,650**	**0**	**116,400**	**116,400**
TOTAL REVENUE		**124,389**	**36,375**	**155,600**	**155,600**
SERVICES AND SUPPLIES					
PLANNING SERVICES	62376		21,677	133,700	133,700
PROF & SPECIAL SERV-OTHER	62381	1,400	-1,050	213,287	213,287
SPECIAL MISC EXPENSE-SERVICES	62856			10,000	10,000
TOTAL SERVICES AND SUPPLIES		**1,400**	**20,627**	**356,987**	**356,987**
OTHER FINANCING USES					
CHAR 90 HOMEOWNER LOANS-PRINC	91000	112,800		1,318,167	1,270,032
CHAR 90 OFFST-HMWNR LOANS PRNC	91010	-112,800			
TOTAL OTHER FINANCING USES		**0**	**0**	**1,318,167**	**1,270,032**
INTRAFUND TRANSFERS					
INTRA-FUND TRF IN-OTHER	95225	4,310	-5,234		
INTRA-FUND TRF OUT-OTHER	95226		250		
TOTAL INTRAFUND TRANSFERS		**4,310**	**-4,984**	**0**	**0**
TOTAL EXPENDITURES/APPROPRIATIONS		**5,710**	**15,643**	**1,675,154**	**1,627,019**
NET COST		**-118,679**	**-20,732**	**1,519,554**	**1,471,419**

COUNTY OF SANTA CRUZ

DETAIL OF FINANCING SOURCES AND USES
GOVERNMENTAL FUNDS
FISCAL YEAR 2022-23

BUDGET UNIT: 13/54/30 -- CUSTODIAL FUNDS/PLANNING-OVERSIGHT/HOUSING
FUNCTION: PUBLIC ASSISTANCE
ACTIVITY: OTHER ASSISTANCE
FUND: 21-030 HOUSING-LMIH ASSET FUND HSC SE

Detail by Revenue and Expenditure Object		2020-21 Actuals	2021-22 Actual [x] Estimated [ ]	2022-23 Recommended Budget	2022-23 Adopted by the Board of Supervisors
REV FROM USE OF MONEY & PROP					
INTEREST	40430	42,230	9,053	8,000	8,000
INTEREST LOAN PAYMENTS	40436	992,545	602,453	75,000	75,000
RENTS & CONCESSIONS	40440	33,468	37,935	20,000	20,000
TOTAL REV FROM USE OF MONEY & PROP		**1,068,243**	**649,441**	**103,000**	**103,000**
INTERGOVERNMENTAL REVENUES					
ST-OTHER	40894		2,000		
TOTAL INTERGOVERNMENTAL REVENUES		**0**	**2,000**	**0**	**0**
MISC. REVENUES					
PRIN/OTHER LOAN REPAYMENTS	42376	581,170	381,633	100,000	100,000
OFFSET-LOAN PRIN REPAYMTS	42377	-565,993	-381,633		
OTHER REVENUE	42384	14,037	9,481		
SUPP ALLOCATION FD R&T100.3	42394	19,413			
TOTAL MISC. REVENUES		**48,627**	**9,481**	**100,000**	**100,000**
OTHER FINANCING SOURCES					
SALES OF LAND HELD FOR RESALE	42550			400,000	400,000
TOTAL OTHER FINANCING SOURCES		**0**	**0**	**400,000**	**400,000**
TOTAL REVENUE		**1,116,870**	**660,922**	**603,000**	**603,000**
SERVICES AND SUPPLIES					
MAINT-STRUCT/IMPS/GRDS-OTH-SRV	61845			10,000	10,000
DPW SERVICES-GENERAL MONEY	62330	270	7,383	10,000	10,000
LEGAL SERVICES	62360	89,062	-5,876	125,000	255,877
PLANNING SERVICES	62376	550,000	550,000	350,000	350,000
PROF & SPECIAL SERV-OTHER	62381	266,047	240,933	20,000	29,067
LEGAL NOTICES	62420		664		
SPECIAL MISC EXPENSE-SERVICES	62856	1,913	3,825	23,825	23,825
OPERATION OF ACQUIRED PROPERTY	62869	17,250	18,237	15,000	15,000
UTILITIES	63070			500	500
TOTAL SERVICES AND SUPPLIES		**924,542**	**815,166**	**554,325**	**694,269**
OTHER CHARGES					
AFFORDABLE HSNG PROGRAMS/PROJ	75201	5,264,519	369,600	299,938	1,189,090
TOTAL OTHER CHARGES		**5,264,519**	**369,600**	**299,938**	**1,189,090**
OTHER FINANCING USES					
OPERATING TRANSFERS OUT	90000			250,000	250,000
TOTAL OTHER FINANCING USES		**0**	**0**	**250,000**	**250,000**
INTRAFUND TRANSFERS					
INTRA-FUND TRF IN-OTHER	95225	-2,631	-158,465		
INTRA-FUND TRF OUT-OTHER	95226		158,464		
TOTAL INTRAFUND TRANSFERS		**-2,631**	**-1**	**0**	**0**
TOTAL EXPENDITURES/APPROPRIATIONS		**6,186,430**	**1,184,765**	**1,104,263**	**2,133,359**
NET COST		**5,069,560**	**523,843**	**501,263**	**1,530,359**

COUNTY OF SANTA CRUZ

DETAIL OF FINANCING SOURCES AND USES
GOVERNMENTAL FUNDS
FISCAL YEAR 2022-23

BUDGET UNIT: 13/54/30 -- CUSTODIAL FUNDS/PLANNING-OVERSIGHT/HOUSING
FUNCTION: PUBLIC ASSISTANCE
ACTIVITY: OTHER ASSISTANCE
FUND: 21-031 HOUSING-OTHER

Detail by Revenue and Expenditure Object		2020-21 Actuals	2021-22 Actual [x] Estimated [ ]	2022-23 Recommended Budget	2022-23 Adopted by the Board of Supervisors
REV FROM USE OF MONEY & PROP					
INTEREST	40430	12,351	5,564	3,000	3,000
TOTAL REV FROM USE OF MONEY & PROP		**12,351**	**5,564**	**3,000**	**3,000**
TOTAL REVENUE		**12,351**	**5,564**	**3,000**	**3,000**
SERVICES AND SUPPLIES					
PLANNING SERVICES	62376			47,255	47,255
TOTAL SERVICES AND SUPPLIES		**0**	**0**	**47,255**	**47,255**
OTHER CHARGES					
AFFORDABLE HSNG PROGRAMS/PROJ	75201	623,912		102,000	102,000
TOTAL OTHER CHARGES		**623,912**	**0**	**102,000**	**102,000**
TOTAL EXPENDITURES/APPROPRIATIONS		**623,912**	**0**	**149,255**	**149,255**
NET COST		**611,561**	**-5,564**	**146,255**	**146,255**

COUNTY OF SANTA CRUZ

DETAIL OF FINANCING SOURCES AND USES
GOVERNMENTAL FUNDS
FISCAL YEAR 2022-23

BUDGET UNIT: 13/54/30 -- CUSTODIAL FUNDS/PLANNING-OVERSIGHT/HOUSING
FUNCTION: PUBLIC ASSISTANCE
ACTIVITY: OTHER ASSISTANCE
FUND: 21-032 HOUSING-OTHER

Detail by Revenue and Expenditure Object		2020-21 Actuals	2021-22 Actual [x] Estimated [ ]	2022-23 Recommended Budget	2022-23 Adopted by the Board of Supervisors
REV FROM USE OF MONEY & PROP					
INTEREST	40430		-19		
TOTAL REV FROM USE OF MONEY & PROP		**0**	**-19**	**0**	**0**
INTERGOVERNMENTAL REVENUES					
ST-OTHER	40894		341,568	832,645	1,057,028
TOTAL INTERGOVERNMENTAL REVENUES		**0**	**341,568**	**832,645**	**1,057,028**
TOTAL REVENUE		**0**	**341,549**	**832,645**	**1,057,028**
SERVICES AND SUPPLIES					
PLANNING SERVICES	62376			33,975	62,253
TOTAL SERVICES AND SUPPLIES		**0**	**0**	**33,975**	**62,253**
OTHER CHARGES					
AFFORDABLE HSNG PROGRAMS/PROJ	75201			102,000	203,871
TOTAL OTHER CHARGES		**0**	**0**	**102,000**	**203,871**
OTHER FINANCING USES					
OPERATING TRANSFERS OUT	90000			696,670	819,182
TOTAL OTHER FINANCING USES		**0**	**0**	**696,670**	**819,182**
INTRAFUND TRANSFERS					
INTRA-FUND TRF OUT-OTHER	95226		313,271		
TOTAL INTRAFUND TRANSFERS		**0**	**313,271**	**0**	**0**
TOTAL EXPENDITURES/APPROPRIATIONS		**0**	**313,271**	**832,645**	**1,085,306**
NET COST		**0**	**-28,278**	**0**	**28,278**

COUNTY OF SANTA CRUZ

DETAIL OF FINANCING SOURCES AND USES
GOVERNMENTAL FUNDS
FISCAL YEAR 2022-23

BUDGET UNIT: 13/61/01 -- CUSTODIAL FUNDS/REDEVELOPMENT AGENCY-OVERSIGHT/RDA OVERSIGHT-ADMIN
FUNCTION: PUBLIC ASSISTANCE
ACTIVITY: OTHER ASSISTANCE
FUND: 21-026 HOUSING CDBG

Detail by Revenue and Expenditure Object		2020-21 Actuals	2021-22 Actual [x] Estimated [ ]	2022-23 Recommended Budget	2022-23 Adopted by the Board of Supervisors
REV FROM USE OF MONEY & PROP					
INTEREST	40430	222	136	200	200
INTEREST LOAN PAYMENTS	40436		5,772		
TOTAL REV FROM USE OF MONEY & PROP		**222**	**5,908**	**200**	**200**
MISC. REVENUES					
PRIN/OTHER LOAN REPAYMENTS	42376		27,386	8,000	8,000
OFFSET-LOAN PRIN REPAYMTS	42377		-15,000		
TOTAL MISC. REVENUES		**0**	**12,386**	**8,000**	**8,000**
TOTAL REVENUE		**222**	**18,294**	**8,200**	**8,200**
OTHER CHARGES					
AFFORDABLE HSNG PROGRAMS/PROJ	75201		30,042	22,280	22,280
TOTAL OTHER CHARGES		**0**	**30,042**	**22,280**	**22,280**
INTRAFUND TRANSFERS					
INTRA-FUND TRF IN-OTHER	95225	-4,587			
INTRA-FUND TRF OUT-OTHER	95226		4,984		
TOTAL INTRAFUND TRANSFERS		**-4,587**	**4,984**	**0**	**0**
TOTAL EXPENDITURES/APPROPRIATIONS		**-4,587**	**35,026**	**22,280**	**22,280**
NET COST		**-4,809**	**16,732**	**14,080**	**14,080**

COUNTY OF SANTA CRUZ

DETAIL OF FINANCING SOURCES AND USES
GOVERNMENTAL FUNDS
FISCAL YEAR 2022-23

BUDGET UNIT: 13/61/00 -- CUSTODIAL FUNDS/REDEVELOPMENT AGENCY-OVERSIGHT
FUNCTION: PUBLIC ASSISTANCE
ACTIVITY: OTHER ASSISTANCE
FUND: 21-027 HOUSING-SUBDIV IN-LIEU

Detail by Revenue and Expenditure Object		2020-21 Actuals	2021-22 Actual [x] Estimated [ ]	2022-23 Recommended Budget	2022-23 Adopted by the Board of Supervisors
REV FROM USE OF MONEY & PROP					
INTEREST	40430	17,023	14,094	11,500	11,500
TOTAL REV FROM USE OF MONEY & PROP		**17,023**	**14,094**	**11,500**	**11,500**
CHARGES FOR SERVICES					
AFFORDABLE HSNG/DEVELOPER FEES	41280	311,760	571,278	500,000	500,000
IN-LIEU DEVELOPMENT FEES	41308	12,680	57,060		
TOTAL CHARGES FOR SERVICES		**324,440**	**628,338**	**500,000**	**500,000**
MISC. REVENUES					
PRIN/OTHER LOAN REPAYMENTS	42376		13,462		
TOTAL MISC. REVENUES		**0**	**13,462**	**0**	**0**
TOTAL REVENUE		**341,463**	**655,894**	**511,500**	**511,500**
SERVICES AND SUPPLIES					
PLANNING SERVICES	62376			75,000	75,000
PROF & SPECIAL SERV-OTHER	62381		33,087	711,367	741,968
SPECIAL MISC EXPENSE-SERVICES	62856	15,596			
OPERATION OF ACQUIRED PROPERTY	62869	1,680	1,680		
TOTAL SERVICES AND SUPPLIES		**17,276**	**34,767**	**786,367**	**816,968**
OTHER CHARGES					
AFFORDABLE HSNG PROGRAMS/PROJ	75201			2,824,264	2,824,264
TOTAL OTHER CHARGES		**0**	**0**	**2,824,264**	**2,824,264**
OTHER FINANCING USES					
CHAR 90 HOMEOWNER LOANS-PRINC	91000	13,462			
TOTAL OTHER FINANCING USES		**13,462**	**0**	**0**	**0**
INTRAFUND TRANSFERS					
INTRA-FUND TRF OUT-OTHER	95226		23,188		
TOTAL INTRAFUND TRANSFERS		**0**	**23,188**	**0**	**0**
TOTAL EXPENDITURES/APPROPRIATIONS		**30,738**	**57,955**	**3,610,631**	**3,641,232**
NET COST		**-310,725**	**-597,939**	**3,099,131**	**3,129,732**

COUNTY OF SANTA CRUZ

DETAIL OF FINANCING SOURCES AND USES
GOVERNMENTAL FUNDS
FISCAL YEAR 2022-23

BUDGET UNIT: 13/61/00 -- CUSTODIAL FUNDS/REDEVELOPMENT AGENCY-OVERSIGHT
FUNCTION: PUBLIC ASSISTANCE
ACTIVITY: OTHER ASSISTANCE
FUND: 21-028 HOUSING-PALOMA DEL MAR

Detail by Revenue and Expenditure Object		2020-21 Actuals	2021-22 Actual [x] Estimated [ ]	2022-23 Recommended Budget	2022-23 Adopted by the Board of Supervisors
REV FROM USE OF MONEY & PROP					
INTEREST	40430	1,929	1,241	1,500	1,500
TOTAL REV FROM USE OF MONEY & PROP		**1,929**	**1,241**	**1,500**	**1,500**
TOTAL REVENUE		**1,929**	**1,241**	**1,500**	**1,500**
OTHER CHARGES					
AFFORDABLE HOUSING PROGRAM	74001	7,600	6,900	7,200	7,500
AFFORD.HOUSING/ADMIN COST	74002	5,000	5,000	5,000	5,000
TOTAL OTHER CHARGES		**12,600**	**11,900**	**12,200**	**12,500**
TOTAL EXPENDITURES/APPROPRIATIONS		**12,600**	**11,900**	**12,200**	**12,500**
NET COST		**10,671**	**10,659**	**10,700**	**11,000**

COUNTY OF SANTA CRUZ

DETAIL OF FINANCING SOURCES AND USES
GOVERNMENTAL FUNDS
FISCAL YEAR 2022-23

BUDGET UNIT: 13/61/00 -- CUSTODIAL FUNDS/REDEVELOPMENT AGENCY-OVERSIGHT
FUNCTION: PUBLIC ASSISTANCE
ACTIVITY: OTHER ASSISTANCE
FUND: 21-029 HOUSING-ST HOME GRANT FD

Detail by Revenue and Expenditure Object		2020-21 Actuals	2021-22 Actual [x] Estimated [ ]	2022-23 Recommended Budget	2022-23 Adopted by the Board of Supervisors
REV FROM USE OF MONEY & PROP					
INTEREST	40430	1,197	2,041	1	1
INTEREST LOAN PAYMENTS	40436		40,251		
TOTAL REV FROM USE OF MONEY & PROP		**1,197**	**42,292**	**1**	**1**
INTERGOVERNMENTAL REVENUES					
FED-HUD	41106	73,394	5,000	675,000	695,000
TOTAL INTERGOVERNMENTAL REVENUES		**73,394**	**5,000**	**675,000**	**695,000**
MISC. REVENUES					
PRIN/OTHER LOAN REPAYMENTS	42376		344,847		
OFFSET-LOAN PRIN REPAYMTS	42377		-344,847		
TOTAL MISC. REVENUES		**0**	**0**	**0**	**0**
TOTAL REVENUE		**74,591**	**47,292**	**675,001**	**695,001**
SERVICES AND SUPPLIES					
PLANNING SERVICES	62376	12,000		12,500	12,500
TOTAL SERVICES AND SUPPLIES		**12,000**	**0**	**12,500**	**12,500**
OTHER CHARGES					
CONTRIB TO OTH AGENCIES-GRANTS	75229	61,860	6,432	662,500	687,274
TOTAL OTHER CHARGES		**61,860**	**6,432**	**662,500**	**687,274**
INTRAFUND TRANSFERS					
INTRA-FUND TRF IN-OTHER	95225		1		
TOTAL INTRAFUND TRANSFERS		**0**	**1**	**0**	**0**
TOTAL EXPENDITURES/APPROPRIATIONS		**73,860**	**6,433**	**675,000**	**699,774**
NET COST		**-731**	**-40,859**	**-1**	**4,773**

This Page Intentionally Left Blank

COUNTY BUDGET DETAIL

PLANT Including
PARK DEDICATION

This Page Intentionally Left Blank

COUNTY OF SANTA CRUZ

DETAIL OF FINANCING SOURCES AND USES
GOVERNMENTAL FUNDS
FISCAL YEAR 2022-23

BUDGET UNIT: 19/00/00 -- PLANT ACQUISITION
FUNCTION: GENERAL GOVERNMENT
ACTIVITY: PLANT ACQUISITION
FUND: 10-000

Detail by Revenue and Expenditure Object		2020-21 Actuals	2021-22 Actual [x] Estimated [ ]	2022-23 Recommended Budget	2022-23 Adopted by the Board of Supervisors
SERVICES AND SUPPLIES					
PROF & SPECIAL SERV-OTHER	62381				454,573
TOTAL SERVICES AND SUPPLIES		**0**	**0**	**0**	**454,573**
OTHER FINANCING USES					
OPERATING TRANSFERS OUT	90000	2,550,965	2,500,343	4,720,765	5,906,129
OPER TRF OUT-TO PLANT FUND	90040	408,143	76,000		173,500
TOTAL OTHER FINANCING USES		**2,959,108**	**2,576,343**	**4,720,765**	**6,079,629**
TOTAL EXPENDITURES/APPROPRIATIONS		**2,959,108**	**2,576,343**	**4,720,765**	**6,534,202**
NET COST		**2,959,108**	**2,576,343**	**4,720,765**	**6,534,202**

COUNTY OF SANTA CRUZ

DETAIL OF FINANCING SOURCES AND USES
GOVERNMENTAL FUNDS
FISCAL YEAR 2022-23

BUDGET UNIT: 19/00/00 -- PLANT ACQUISITION
FUNCTION: GENERAL GOVERNMENT
ACTIVITY: PLANT ACQUISITION
FUND: 21-115 PARK DED-UNINCORP COUNTY

Detail by Revenue and Expenditure Object		2020-21 Actuals	2021-22 Actual [x] Estimated [ ]	2022-23 Recommended Budget	2022-23 Adopted by the Board of Supervisors
CHARGES FOR SERVICES					
PARK DEDICATION FEES	42204		42,408	374,675	372,675
TOTAL CHARGES FOR SERVICES		**0**	**42,408**	**374,675**	**372,675**
TOTAL REVENUE		**0**	**42,408**	**374,675**	**372,675**
FIXED ASSETS					
LAND PURCHASE	86001			972,554	640,948
BUILDINGS AND IMPROVEMENTS	86110			1,077,686	1,487,686
TOTAL FIXED ASSETS		**0**	**0**	**2,050,240**	**2,128,634**
OTHER FINANCING USES					
OPERATING TRANSFERS OUT	90000			22,446	22,446
TOTAL OTHER FINANCING USES		**0**	**0**	**22,446**	**22,446**
INTRAFUND TRANSFERS					
INTRA-FUND TRF IN-OTHER	95225			-1,698,006	-1,735,997
TOTAL INTRAFUND TRANSFERS		**0**	**0**	**-1,698,006**	**-1,735,997**
TOTAL EXPENDITURES/APPROPRIATIONS		**0**	**0**	**374,680**	**415,083**
NET COST		**0**	**-42,408**	**5**	**42,408**

COUNTY OF SANTA CRUZ

DETAIL OF FINANCING SOURCES AND USES
GOVERNMENTAL FUNDS
FISCAL YEAR 2022-23

BUDGET UNIT: 19/00/00 -- PLANT ACQUISITION
FUNCTION: GENERAL GOVERNMENT
ACTIVITY: PLANT ACQUISITION
FUND: 21-120 PARK DED-LA SELVA I-01

Detail by Revenue and Expenditure Object		2020-21 Actuals	2021-22 Actual [x] Estimated [ ]	2022-23 Recommended Budget	2022-23 Adopted by the Board of Supervisors
INTRAFUND TRANSFERS					
INTRA-FUND TRF OUT-OTHER	95226			36,107	36,107
TOTAL INTRAFUND TRANSFERS		**0**	**0**	**36,107**	**36,107**
TOTAL EXPENDITURES/APPROPRIATIONS		**0**	**0**	**36,107**	**36,107**
NET COST		**0**	**0**	**36,107**	**36,107**

COUNTY OF SANTA CRUZ

DETAIL OF FINANCING SOURCES AND USES
GOVERNMENTAL FUNDS
FISCAL YEAR 2022-23

BUDGET UNIT: 19/00/00 -- PLANT ACQUISITION
FUNCTION: GENERAL GOVERNMENT
ACTIVITY: PLANT ACQUISITION
FUND: 21-125 PARK DED-APTOS I-02

Detail by Revenue and Expenditure Object		2020-21 Actuals	2021-22 Actual [x] Estimated [ ]	2022-23 Recommended Budget	2022-23 Adopted by the Board of Supervisors
CHARGES FOR SERVICES					
PARK DEDICATION FEES	42204	19,526	32,000		
TOTAL CHARGES FOR SERVICES		**19,526**	**32,000**	**0**	**0**
TOTAL REVENUE		**19,526**	**32,000**	**0**	**0**
FIXED ASSETS					
BUILDINGS AND IMPROVEMENTS	86110	44,060	129,893		3,794
TOTAL FIXED ASSETS		**44,060**	**129,893**	**0**	**3,794**
INTRAFUND TRANSFERS					
INTRA-FUND TRF OUT-OTHER	95226			186,076	191,081
TOTAL INTRAFUND TRANSFERS		**0**	**0**	**186,076**	**191,081**
TOTAL EXPENDITURES/APPROPRIATIONS		**44,060**	**129,893**	**186,076**	**194,875**
NET COST		**24,534**	**97,893**	**186,076**	**194,875**

COUNTY OF SANTA CRUZ

DETAIL OF FINANCING SOURCES AND USES
GOVERNMENTAL FUNDS
FISCAL YEAR 2022-23

BUDGET UNIT: 19/00/00 -- PLANT ACQUISITION
FUNCTION: GENERAL GOVERNMENT
ACTIVITY: PLANT ACQUISITION
FUND: 21-130 PARK DED-LIVE OAK I-03

Detail by Revenue and Expenditure Object		2020-21 Actuals	2021-22 Actual [x] Estimated [ ]	2022-23 Recommended Budget	2022-23 Adopted by the Board of Supervisors
CHARGES FOR SERVICES					
PARK DEDICATION FEES	42204	112,000	72,250		
TOTAL CHARGES FOR SERVICES		**112,000**	**72,250**	**0**	**0**
TOTAL REVENUE		**112,000**	**72,250**	**0**	**0**
FIXED ASSETS					
BUILDINGS AND IMPROVEMENTS	86110	17,862	31,902		46,194
TOTAL FIXED ASSETS		**17,862**	**31,902**	**0**	**46,194**
INTRAFUND TRANSFERS					
INTRA-FUND TRF OUT-OTHER	95226			209,762	216,242
TOTAL INTRAFUND TRANSFERS		**0**	**0**	**209,762**	**216,242**
TOTAL EXPENDITURES/APPROPRIATIONS		**17,862**	**31,902**	**209,762**	**262,436**
NET COST		**-94,138**	**-40,348**	**209,762**	**262,436**

COUNTY OF SANTA CRUZ

DETAIL OF FINANCING SOURCES AND USES
GOVERNMENTAL FUNDS
FISCAL YEAR 2022-23

BUDGET UNIT: 19/00/00 -- PLANT ACQUISITION
FUNCTION: GENERAL GOVERNMENT
ACTIVITY: PLANT ACQUISITION
FUND: 21-135 PARK DED-PAJARO I-04

Detail by Revenue and Expenditure Object		2020-21 Actuals	2021-22 Actual [x] Estimated [ ]	2022-23 Recommended Budget	2022-23 Adopted by the Board of Supervisors
CHARGES FOR SERVICES					
PARK DEDICATION FEES	42204	14,000	5,000		
TOTAL CHARGES FOR SERVICES		**14,000**	**5,000**	**0**	**0**
TOTAL REVENUE		**14,000**	**5,000**	**0**	**0**
INTRAFUND TRANSFERS					
INTRA-FUND TRF OUT-OTHER	95226			94,688	93,688
TOTAL INTRAFUND TRANSFERS		**0**	**0**	**94,688**	**93,688**
TOTAL EXPENDITURES/APPROPRIATIONS		**0**	**0**	**94,688**	**93,688**
NET COST		**-14,000**	**-5,000**	**94,688**	**93,688**

COUNTY OF SANTA CRUZ

DETAIL OF FINANCING SOURCES AND USES
GOVERNMENTAL FUNDS
FISCAL YEAR 2022-23

BUDGET UNIT: 19/00/00 -- PLANT ACQUISITION
FUNCTION: GENERAL GOVERNMENT
ACTIVITY: PLANT ACQUISITION
FUND: 21-140 PARK DED-SAN ANDREAS II-05

Detail by Revenue and Expenditure Object		2020-21 Actuals	2021-22 Actual [x] Estimated [ ]	2022-23 Recommended Budget	2022-23 Adopted by the Board of Supervisors
INTRAFUND TRANSFERS					
INTRA-FUND TRF OUT-OTHER	95226			12,488	12,488
TOTAL INTRAFUND TRANSFERS		**0**	**0**	**12,488**	**12,488**
TOTAL EXPENDITURES/APPROPRIATIONS		**0**	**0**	**12,488**	**12,488**
NET COST		**0**	**0**	**12,488**	**12,488**

COUNTY OF SANTA CRUZ

DETAIL OF FINANCING SOURCES AND USES
GOVERNMENTAL FUNDS
FISCAL YEAR 2022-23

BUDGET UNIT: 19/00/00 -- PLANT ACQUISITION
FUNCTION: GENERAL GOVERNMENT
ACTIVITY: PLANT ACQUISITION
FUND: 21-145 PARK DED-CARBONERA II-06

Detail by Revenue and Expenditure Object		2020-21 Actuals	2021-22 Actual [x] Estimated [ ]	2022-23 Recommended Budget	2022-23 Adopted by the Board of Supervisors
CHARGES FOR SERVICES					
PARK DEDICATION FEES	42204	22,155	12,245		
TOTAL CHARGES FOR SERVICES		**22,155**	**12,245**	**0**	**0**
TOTAL REVENUE		**22,155**	**12,245**	**0**	**0**
INTRAFUND TRANSFERS					
INTRA-FUND TRF OUT-OTHER	95226			187,586	189,986
TOTAL INTRAFUND TRANSFERS		**0**	**0**	**187,586**	**189,986**
TOTAL EXPENDITURES/APPROPRIATIONS		**0**	**0**	**187,586**	**189,986**
NET COST		**-22,155**	**-12,245**	**187,586**	**189,986**

COUNTY OF SANTA CRUZ

DETAIL OF FINANCING SOURCES AND USES
GOVERNMENTAL FUNDS
FISCAL YEAR 2022-23

BUDGET UNIT: 19/00/00 -- PLANT ACQUISITION
FUNCTION: GENERAL GOVERNMENT
ACTIVITY: PLANT ACQUISITION
FUND: 21-150 PARK DED-SOQUEL II-07

Detail by Revenue and Expenditure Object		2020-21 Actuals	2021-22 Actual [x] Estimated [ ]	2022-23 Recommended Budget	2022-23 Adopted by the Board of Supervisors
CHARGES FOR SERVICES					
PARK DEDICATION FEES	42204	9,600	53,000		
TOTAL CHARGES FOR SERVICES		**9,600**	**53,000**	**0**	**0**
TOTAL REVENUE		**9,600**	**53,000**	**0**	**0**
FIXED ASSETS					
BUILDINGS AND IMPROVEMENTS	86110	12,110	43,375		10,120
TOTAL FIXED ASSETS		**12,110**	**43,375**	**0**	**10,120**
INTRAFUND TRANSFERS					
INTRA-FUND TRF OUT-OTHER	95226			299,434	299,434
TOTAL INTRAFUND TRANSFERS		**0**	**0**	**299,434**	**299,434**
TOTAL EXPENDITURES/APPROPRIATIONS		**12,110**	**43,375**	**299,434**	**309,554**
NET COST		**2,510**	**-9,625**	**299,434**	**309,554**

COUNTY OF SANTA CRUZ

DETAIL OF FINANCING SOURCES AND USES
GOVERNMENTAL FUNDS
FISCAL YEAR 2022-23

BUDGET UNIT: 19/00/00 -- PLANT ACQUISITION
FUNCTION: GENERAL GOVERNMENT
ACTIVITY: PLANT ACQUISITION
FUND: 21-155 PARK DED-SAN LORENZO II-08

Detail by Revenue and Expenditure Object		2020-21 Actuals	2021-22 Actual [x] Estimated [ ]	2022-23 Recommended Budget	2022-23 Adopted by the Board of Supervisors
CHARGES FOR SERVICES					
PARK DEDICATION FEES	42204	5,600	8,800		
TOTAL CHARGES FOR SERVICES		**5,600**	**8,800**	**0**	**0**
TOTAL REVENUE		**5,600**	**8,800**	**0**	**0**
OTHER FINANCING USES					
OPERATING TRANSFERS OUT	90000	14,035	5,600		
TOTAL OTHER FINANCING USES		**14,035**	**5,600**	**0**	**0**
INTRAFUND TRANSFERS					
INTRA-FUND TRF OUT-OTHER	95226				3,800
TOTAL INTRAFUND TRANSFERS		**0**	**0**	**0**	**3,800**
TOTAL EXPENDITURES/APPROPRIATIONS		**14,035**	**5,600**	**0**	**3,800**
NET COST		**8,435**	**-3,200**	**0**	**3,800**

COUNTY OF SANTA CRUZ

DETAIL OF FINANCING SOURCES AND USES
GOVERNMENTAL FUNDS
FISCAL YEAR 2022-23

BUDGET UNIT: 19/00/00 -- PLANT ACQUISITION
FUNCTION: GENERAL GOVERNMENT
ACTIVITY: PLANT ACQUISITION
FUND: 21-160 PARK DED-APTOS HILLS III-09

Detail by Revenue and Expenditure Object		2020-21 Actuals	2021-22 Actual [x] Estimated [ ]	2022-23 Recommended Budget	2022-23 Adopted by the Board of Supervisors
CHARGES FOR SERVICES					
PARK DEDICATION FEES	42204	578	14,450		
TOTAL CHARGES FOR SERVICES		**578**	**14,450**	**0**	**0**
TOTAL REVENUE		**578**	**14,450**	**0**	**0**
INTRAFUND TRANSFERS					
INTRA-FUND TRF OUT-OTHER	95226			95,750	98,062
TOTAL INTRAFUND TRANSFERS		**0**	**0**	**95,750**	**98,062**
TOTAL EXPENDITURES/APPROPRIATIONS		**0**	**0**	**95,750**	**98,062**
NET COST		**-578**	**-14,450**	**95,750**	**98,062**

COUNTY OF SANTA CRUZ

DETAIL OF FINANCING SOURCES AND USES
GOVERNMENTAL FUNDS
FISCAL YEAR 2022-23

BUDGET UNIT: 19/00/00 -- PLANT ACQUISITION
FUNCTION: GENERAL GOVERNMENT
ACTIVITY: PLANT ACQUISITION
FUND: 21-165 PARK DED-SKYLINE III-10

Detail by Revenue and Expenditure Object		2020-21 Actuals	2021-22 Actual [x] Estimated [ ]	2022-23 Recommended Budget	2022-23 Adopted by the Board of Supervisors
CHARGES FOR SERVICES					
PARK DEDICATION FEES	42204	4,624	1,156		
TOTAL CHARGES FOR SERVICES		**4,624**	**1,156**	**0**	**0**
TOTAL REVENUE		**4,624**	**1,156**	**0**	**0**
INTRAFUND TRANSFERS					
INTRA-FUND TRF OUT-OTHER	95226			112,607	111,763
TOTAL INTRAFUND TRANSFERS		**0**	**0**	**112,607**	**111,763**
TOTAL EXPENDITURES/APPROPRIATIONS		**0**	**0**	**112,607**	**111,763**
NET COST		**-4,624**	**-1,156**	**112,607**	**111,763**

COUNTY OF SANTA CRUZ

DETAIL OF FINANCING SOURCES AND USES
GOVERNMENTAL FUNDS
FISCAL YEAR 2022-23

BUDGET UNIT: 19/00/00 -- PLANT ACQUISITION
FUNCTION: GENERAL GOVERNMENT
ACTIVITY: PLANT ACQUISITION
FUND: 21-170 PARK DED-SUMMIT III-11

Detail by Revenue and Expenditure Object		2020-21 Actuals	2021-22 Actual [x] Estimated [ ]	2022-23 Recommended Budget	2022-23 Adopted by the Board of Supervisors
CHARGES FOR SERVICES					
PARK DEDICATION FEES	42204	4,046	2,890		
TOTAL CHARGES FOR SERVICES		**4,046**	**2,890**	**0**	**0**
TOTAL REVENUE		**4,046**	**2,890**	**0**	**0**
INTRAFUND TRANSFERS					
INTRA-FUND TRF OUT-OTHER	95226			133,863	134,441
TOTAL INTRAFUND TRANSFERS		**0**	**0**	**133,863**	**134,441**
TOTAL EXPENDITURES/APPROPRIATIONS		**0**	**0**	**133,863**	**134,441**
NET COST		**-4,046**	**-2,890**	**133,863**	**134,441**

COUNTY OF SANTA CRUZ

DETAIL OF FINANCING SOURCES AND USES
GOVERNMENTAL FUNDS
FISCAL YEAR 2022-23

BUDGET UNIT: 19/00/00 -- PLANT ACQUISITION
FUNCTION: GENERAL GOVERNMENT
ACTIVITY: PLANT ACQUISITION
FUND: 21-175 PARK DED-EUREKA III-12

Detail by Revenue and Expenditure Object		2020-21 Actuals	2021-22 Actual [x] Estimated [ ]	2022-23 Recommended Budget	2022-23 Adopted by the Board of Supervisors
CHARGES FOR SERVICES					
PARK DEDICATION FEES	42204	2,024			
TOTAL CHARGES FOR SERVICES		**2,024**	**0**	**0**	**0**
TOTAL REVENUE		**2,024**	**0**	**0**	**0**
INTRAFUND TRANSFERS					
INTRA-FUND TRF OUT-OTHER	95226			136,316	133,316
TOTAL INTRAFUND TRANSFERS		**0**	**0**	**136,316**	**133,316**
TOTAL EXPENDITURES/APPROPRIATIONS		**0**	**0**	**136,316**	**133,316**
NET COST		**-2,024**	**0**	**136,316**	**133,316**

COUNTY OF SANTA CRUZ

DETAIL OF FINANCING SOURCES AND USES
GOVERNMENTAL FUNDS
FISCAL YEAR 2022-23

BUDGET UNIT: 19/00/00 -- PLANT ACQUISITION
FUNCTION: GENERAL GOVERNMENT
ACTIVITY: PLANT ACQUISITION
FUND: 21-180 PARK DED-NORTH COAST III-13

Detail by Revenue and Expenditure Object		2020-21 Actuals	2021-22 Actual [x] Estimated [ ]	2022-23 Recommended Budget	2022-23 Adopted by the Board of Supervisors
INTRAFUND TRANSFERS					
INTRA-FUND TRF OUT-OTHER	95226			6,965	6,965
TOTAL INTRAFUND TRANSFERS		**0**	**0**	**6,965**	**6,965**
TOTAL EXPENDITURES/APPROPRIATIONS		**0**	**0**	**6,965**	**6,965**
NET COST		**0**	**0**	**6,965**	**6,965**

COUNTY OF SANTA CRUZ

DETAIL OF FINANCING SOURCES AND USES
GOVERNMENTAL FUNDS
FISCAL YEAR 2022-23

BUDGET UNIT: 19/00/00 -- PLANT ACQUISITION
FUNCTION: GENERAL GOVERNMENT
ACTIVITY: PLANT ACQUISITION
FUND: 21-185 PARK DED-BONNY DOON III-14

Detail by Revenue and Expenditure Object		2020-21 Actuals	2021-22 Actual [x] Estimated [ ]	2022-23 Recommended Budget	2022-23 Adopted by the Board of Supervisors
CHARGES FOR SERVICES					
PARK DEDICATION FEES	42204	3,468			
TOTAL CHARGES FOR SERVICES		**3,468**	**0**	**0**	**0**
TOTAL REVENUE		**3,468**	**0**	**0**	**0**
INTRAFUND TRANSFERS					
INTRA-FUND TRF OUT-OTHER	95226			77,945	75,945
TOTAL INTRAFUND TRANSFERS		**0**	**0**	**77,945**	**75,945**
TOTAL EXPENDITURES/APPROPRIATIONS		**0**	**0**	**77,945**	**75,945**
NET COST		**-3,468**	**0**	**77,945**	**75,945**

COUNTY OF SANTA CRUZ

DETAIL OF FINANCING SOURCES AND USES
GOVERNMENTAL FUNDS
FISCAL YEAR 2022-23

BUDGET UNIT: 19/00/00 -- PLANT ACQUISITION
FUNCTION: GENERAL GOVERNMENT
ACTIVITY: PLANT ACQUISITION
FUND: 21-190 PARK DED-SALSIPUEDES III-15

Detail by Revenue and Expenditure Object		2020-21 Actuals	2021-22 Actual [x] Estimated [ ]	2022-23 Recommended Budget	2022-23 Adopted by the Board of Supervisors
INTRAFUND TRANSFERS					
INTRA-FUND TRF OUT-OTHER	95226			82,449	82,449
TOTAL INTRAFUND TRANSFERS		**0**	**0**	**82,449**	**82,449**
TOTAL EXPENDITURES/APPROPRIATIONS		**0**	**0**	**82,449**	**82,449**
NET COST		**0**	**0**	**82,449**	**82,449**

COUNTY OF SANTA CRUZ

DETAIL OF FINANCING SOURCES AND USES
GOVERNMENTAL FUNDS
FISCAL YEAR 2022-23

BUDGET UNIT: 19/00/00 -- PLANT ACQUISITION
FUNCTION: GENERAL GOVERNMENT
ACTIVITY: PLANT ACQUISITION
FUND: 21-195 PARK DED-ALBA REC

Detail by Revenue and Expenditure Object		2020-21 Actuals	2021-22 Actual [x] Estimated [ ]	2022-23 Recommended Budget	2022-23 Adopted by the Board of Supervisors
REV FROM USE OF MONEY & PROP					
INTEREST	40430	4	2	5	5
TOTAL REV FROM USE OF MONEY & PROP		**4**	**2**	**5**	**5**
TOTAL REVENUE		**4**	**2**	**5**	**5**
OTHER CHARGES					
CONTRIB TO OTHER AGENCIES-OTH	75231			526	526
TOTAL OTHER CHARGES		**0**	**0**	**526**	**526**
TOTAL EXPENDITURES/APPROPRIATIONS		**0**	**0**	**526**	**526**
NET COST		**-4**	**-2**	**521**	**521**

COUNTY OF SANTA CRUZ

DETAIL OF FINANCING SOURCES AND USES
GOVERNMENTAL FUNDS
FISCAL YEAR 2022-23

BUDGET UNIT: 19/00/00 -- PLANT ACQUISITION
FUNCTION: GENERAL GOVERNMENT
ACTIVITY: PLANT ACQUISITION
FUND: 21-200 PARK DED-BOULDER CREEK REC

Detail by Revenue and Expenditure Object		2020-21 Actuals	2021-22 Actual [x] Estimated [ ]	2022-23 Recommended Budget	2022-23 Adopted by the Board of Supervisors
REV FROM USE OF MONEY & PROP					
INTEREST	40430	71	53	50	50
TOTAL REV FROM USE OF MONEY & PROP		**71**	**53**	**50**	**50**
CHARGES FOR SERVICES					
PARK DEDICATION FEES	42204	1,600			
TOTAL CHARGES FOR SERVICES		**1,600**	**0**	**0**	**0**
TOTAL REVENUE		**1,671**	**53**	**50**	**50**
OTHER CHARGES					
CONTRIB TO OTHER AGENCIES-OTH	75231			11,691	11,694
TOTAL OTHER CHARGES		**0**	**0**	**11,691**	**11,694**
TOTAL EXPENDITURES/APPROPRIATIONS		**0**	**0**	**11,691**	**11,694**
NET COST		**-1,671**	**-53**	**11,641**	**11,644**

COUNTY OF SANTA CRUZ

DETAIL OF FINANCING SOURCES AND USES
GOVERNMENTAL FUNDS
FISCAL YEAR 2022-23

BUDGET UNIT: 19/00/00 -- PLANT ACQUISITION
FUNCTION: GENERAL GOVERNMENT
ACTIVITY: PLANT ACQUISITION
FUND: 21-205 PARK DED-LA SELVA REC

Detail by Revenue and Expenditure Object		2020-21 Actuals	2021-22 Actual [x] Estimated [ ]	2022-23 Recommended Budget	2022-23 Adopted by the Board of Supervisors
REV FROM USE OF MONEY & PROP					
INTEREST	40430	49	43	50	50
TOTAL REV FROM USE OF MONEY & PROP		**49**	**43**	**50**	**50**
CHARGES FOR SERVICES					
PARK DEDICATION FEES	42204		3,000		
TOTAL CHARGES FOR SERVICES		**0**	**3,000**	**0**	**0**
TOTAL REVENUE		**49**	**3,043**	**50**	**50**
OTHER CHARGES					
CONTRIB TO OTHER AGENCIES-OTH	75231			10,350	10,353
TOTAL OTHER CHARGES		**0**	**0**	**10,350**	**10,353**
TOTAL EXPENDITURES/APPROPRIATIONS		**0**	**0**	**10,350**	**10,353**
NET COST		**-49**	**-3,043**	**10,300**	**10,303**

COUNTY OF SANTA CRUZ

DETAIL OF FINANCING SOURCES AND USES
GOVERNMENTAL FUNDS
FISCAL YEAR 2022-23

BUDGET UNIT: 19/00/00 -- PLANT ACQUISITION
FUNCTION: GENERAL GOVERNMENT
ACTIVITY: PLANT ACQUISITION
FUND: 21-210 PARK DED-OPAL REC

Detail by Revenue and Expenditure Object		2020-21 Actuals	2021-22 Actual [x] Estimated [ ]	2022-23 Recommended Budget	2022-23 Adopted by the Board of Supervisors
REV FROM USE OF MONEY & PROP					
INTEREST	40430	137	112		
TOTAL REV FROM USE OF MONEY & PROP		**137**	**112**	**0**	**0**
CHARGES FOR SERVICES					
PARK DEDICATION FEES	42204	1,000	5,247		
TOTAL CHARGES FOR SERVICES		**1,000**	**5,247**	**0**	**0**
TOTAL REVENUE		**1,137**	**5,359**	**0**	**0**
INTRAFUND TRANSFERS					
INTRA-FUND TRF OUT-OTHER	95226			25,970	26,229
TOTAL INTRAFUND TRANSFERS		**0**	**0**	**25,970**	**26,229**
TOTAL EXPENDITURES/APPROPRIATIONS		**0**	**0**	**25,970**	**26,229**
NET COST		**-1,137**	**-5,359**	**25,970**	**26,229**

COUNTY OF SANTA CRUZ

DETAIL OF FINANCING SOURCES AND USES
GOVERNMENTAL FUNDS
FISCAL YEAR 2022-23

BUDGET UNIT: 19/00/00 -- PLANT ACQUISITION
FUNCTION: GENERAL GOVERNMENT
ACTIVITY: PLANT ACQUISITION
FUND: 21-215 PARK DED-CERTS RESERVE

Detail by Revenue and Expenditure Object		2020-21 Actuals	2021-22 Actual [x] Estimated [ ]	2022-23 Recommended Budget	2022-23 Adopted by the Board of Supervisors
REV FROM USE OF MONEY & PROP					
INTEREST	40430	83	56	60	60
TOTAL REV FROM USE OF MONEY & PROP		**83**	**56**	**60**	**60**
TOTAL REVENUE		**83**	**56**	**60**	**60**
FIXED ASSETS					
LAND PURCHASE	86001			12,390	12,386
TOTAL FIXED ASSETS		**0**	**0**	**12,390**	**12,386**
TOTAL EXPENDITURES/APPROPRIATIONS		**0**	**0**	**12,390**	**12,386**
NET COST		**-83**	**-56**	**12,330**	**12,326**

COUNTY OF SANTA CRUZ

DETAIL OF FINANCING SOURCES AND USES
GOVERNMENTAL FUNDS
FISCAL YEAR 2022-23

BUDGET UNIT: 19/00/00 -- PLANT ACQUISITION
FUNCTION: GENERAL GOVERNMENT
ACTIVITY: PLANT ACQUISITION
FUND: 21-216 PARK DED-FUND INTEREST

Detail by Revenue and Expenditure Object		2020-21 Actuals	2021-22 Actual [x] Estimated [ ]	2022-23 Recommended Budget	2022-23 Adopted by the Board of Supervisors
REV FROM USE OF MONEY & PROP					
INTEREST	40430	11,724	8,345	10,000	10,000
TOTAL REV FROM USE OF MONEY & PROP		**11,724**	**8,345**	**10,000**	**10,000**
TOTAL REVENUE		**11,724**	**8,345**	**10,000**	**10,000**
SERVICES AND SUPPLIES					
ACCOUNTING AND AUDITING FEES	62301	2,650	2,700	3,500	3,500
POSCS SERVICES	62380			30,000	74,942
TOTAL SERVICES AND SUPPLIES		**2,650**	**2,700**	**33,500**	**78,442**
TOTAL EXPENDITURES/APPROPRIATIONS		**2,650**	**2,700**	**33,500**	**78,442**
NET COST		**-9,074**	**-5,645**	**23,500**	**68,442**

COUNTY OF SANTA CRUZ

DETAIL OF FINANCING SOURCES AND USES
GOVERNMENTAL FUNDS
FISCAL YEAR 2022-23

BUDGET UNIT: 19/00/00 -- PLANT ACQUISITION
FUNCTION: GENERAL GOVERNMENT
ACTIVITY: PLANT ACQUISITION
FUND: 21-310 STATE PARK BONDS

Detail by Revenue and Expenditure Object		2020-21 Actuals	2021-22 Actual [x] Estimated [ ]	2022-23 Recommended Budget	2022-23 Adopted by the Board of Supervisors
INTERGOVERNMENTAL REVENUES					
ST-COASTAL CONSERVANCY	40860	35,000	166,572		193,428
ST-DEPT OF PARKS & REC	40864		447,240		250,000
AID FROM OTHER GOV AGENCIES	41155	1,343,437			
TOTAL INTERGOVERNMENTAL REVENUES		**1,378,437**	**613,812**	**0**	**443,428**
TOTAL REVENUE		**1,378,437**	**613,812**	**0**	**443,428**
FIXED ASSETS					
BUILDINGS AND IMPROVEMENTS	86110	1,378,437	613,812		443,428
TOTAL FIXED ASSETS		**1,378,437**	**613,812**	**0**	**443,428**
TOTAL EXPENDITURES/APPROPRIATIONS		**1,378,437**	**613,812**	**0**	**443,428**
NET COST		**0**	**0**	**0**	**0**

CAPITAL PROJECTS

This Page Intentionally Left Blank

COUNTY OF SANTA CRUZ

DETAIL OF FINANCING SOURCES AND USES
GOVERNMENTAL FUNDS
FISCAL YEAR 2022-23

BUDGET UNIT: 19/00/00 -- PLANT ACQUISITION
FUNCTION: GENERAL GOVERNMENT
ACTIVITY: PLANT ACQUISITION
FUND: 40-100 COUNTY CAPITAL PROJECTS

Detail by Revenue and Expenditure Object		2020-21 Actuals	2021-22 Actual [x] Estimated [ ]	2022-23 Recommended Budget	2022-23 Adopted by the Board of Supervisors
REV FROM USE OF MONEY & PROP					
INTEREST	40430	37,841	35,603		
TOTAL REV FROM USE OF MONEY & PROP		**37,841**	**35,603**	**0**	**0**
INTERGOVERNMENTAL REVENUES					
ST-CORRECTIONS	40784			10,790,029	10,790,029
ST-AB109 PROGRAM	40901			23,224	23,224
FED-MISC GRANTS	41095		7,782		
LFFA BOND ALLOCATION REVENUE	41165	3,244,994	3,274,414		10,126,997
TOTAL INTERGOVERNMENTAL REVENUES		**3,244,994**	**3,282,196**	**10,813,253**	**20,940,250**
MISC. REVENUES					
CONTRIBUTIONS AND DONATIONS	42372	1,279,780	343,175		70,000
INSURANCE PROCEEDS	42375		654,360		5,000
OTHER REVENUE	42384		9,000		
TOTAL MISC. REVENUES		**1,279,780**	**1,006,535**	**0**	**75,000**
OTHER FINANCING SOURCES					
OPERATING TRANSFER IN	42462	6,894,889	18,614,706	5,429,638	8,679,072
OP/TRF IN-FR FA CERTS CNST FDS	42465		981,469		10,001
OP/TRF IN-FR CFA CERTS 2015B	42468	341,047	1,831,462	1,866,018	1,866,018
OP/TRF IN-FR CFA CERTS 2016	42469	205,321	937,932	175,000	175,000
OP/TRF IN-FR CFA CREBS 2017	42470	35,469			
OP/TRF IN-FR CFA 2020A	42471			4,767,972	8,007,963
BOND PROCEEDS	42500			9,116,935	9,116,935
LOAN PROCEEDS	42506		2,000,000	2,000,000	2,000,000
TOTAL OTHER FINANCING SOURCES		**7,476,726**	**24,365,569**	**23,355,563**	**29,854,989**
TOTAL REVENUE		**12,039,341**	**28,689,903**	**34,168,816**	**50,870,239**
SERVICES AND SUPPLIES					
TELECOM SERVICES	61220	3,152			
FACILITIES MNT-ELECTRICAL-SERV	61830		2,830		
DPW SERVICES-GENERAL MONEY	62330	4,000	13,851		630,732
PROF & SPECIAL SERV-OTHER	62381	49,039			
TOTAL SERVICES AND SUPPLIES		**56,191**	**16,681**	**0**	**630,732**
FIXED ASSETS					
LAND PURCHASE	86001				50,000
BUILDINGS AND IMPROVEMENTS	86110	7,712,210	28,072,959	36,056,626	64,221,084
TOTAL FIXED ASSETS		**7,712,210**	**28,072,959**	**36,056,626**	**64,271,084**
OTHER FINANCING USES					
OPERATING TRANSFERS OUT	90000	1,000,000			
TOTAL OTHER FINANCING USES		**1,000,000**	**0**	**0**	**0**
INTRAFUND TRANSFERS					
INTRA-FUND TRF IN-OTHER	95225		-1,750,345		
INTRA-FUND TRF OUT-OTHER	95226		1,750,345		
TOTAL INTRAFUND TRANSFERS		**0**	**0**	**0**	**0**
TOTAL EXPENDITURES/APPROPRIATIONS		**8,768,401**	**28,089,640**	**36,056,626**	**64,901,816**

COUNTY OF SANTA CRUZ

DETAIL OF FINANCING SOURCES AND USES
GOVERNMENTAL FUNDS
FISCAL YEAR 2022-23

BUDGET UNIT: 19/00/00 -- PLANT ACQUISITION
FUNCTION: GENERAL GOVERNMENT
ACTIVITY: PLANT ACQUISITION
FUND: 40-100

Detail by Revenue and Expenditure Object	2020-21 Actuals	2021-22 Actual [x] Estimated [ ]	2022-23 Recommended Budget	2022-23 Adopted by the Board of Supervisors
NET COST	**-3,270,940**	**-600,263**	**1,887,810**	**14,031,577**

COUNTY OF SANTA CRUZ
CAPITAL PROJECTS FUND 40100
BUDGET SUMMARY
2022-2023 ADOPTED BUDGET

SubFund	Title	Fund Balance Available 6/30/2022	Additional Financing Sources Revenues	Total Financing Sources	Financing Uses
Fund 40100 --	CNTY CAPITAL PROJ-LAND & FAC (				
40100010	ST/IMP 1020 EMELINE (ALL-YR) $	38,049	148,134	186,183	186,183
40100012	ST/IMP 1040 EMELINE (ALL-YR) $	3,691	-	3,691	3,691
40100015	ST/IMP 1060/70 EMELINE (ALL-YR	-	203,589	203,589	203,589
40100018	County Infrastructure-Various	2,000,000	4,234,472	6,234,472	6,234,472
40100020	ST/IMP 1080 EMELINE (ALL-YR	-	1,731,868	1,731,868	1,731,868
40100023	ST/IMP 1400 EMELINE (ALL-YR	-	750,000	750,000	750,000
40100024	ST/IMP 7TH AVENUE ASA(ALL-YR)	225,663	-	225,663	225,663
40100030	ST/IMP 640 CAPITOLA (ALL-YR) $	(29,600)	257,095	227,495	227,495
40100035	ST/IMP BLAINE STREET	(17,518)	23,224	5,706	5,706
40100051	S&I-CO OFFICE BLDG 701 OCEAN	(135,209)	1,396,230	1,261,021	1,261,021
40100075	ST/IMP-FREEDOM	79,815	508,550	588,365	588,365
40100076	ST/IMP-HEALTH BLDGS-VAR	-	564,543	564,543	564,543
40100077	ST/IMP-1432 FREEDOM-AGRIC EXT	26,300	-	26,300	26,300
40100080	ST/IMP-HANDICAP ACCSS (ALL-YR)	1,088	-	1,088	1,088
40100100	ST/IMP-JUVENILE HALL (ALL-YR)	(27,552)	27,552	-	-
40100101	ST/IMP-JUVENILE HALL (ALL-YR)	231,055	4,540,608	4,771,663	4,771,663
40100102	ST/IMP-JUVENILE HALL GYM	-	9,981,418	9,981,418	9,981,418
40100120	ST/IMP-NEW JAIL (ALL-YR) $330	518,394	3,249,992	3,768,386	3,768,386
40100131	PRKS-CHANTICLEER PARK	2,001	-	2,001	2,001
40100132	PRKS-FELTON LIBRARY PARK	160,082	-	160,082	160,082
40100133	PRKS-FARM PARK	235,000	-	235,000	235,000
40100134	PRKS-APTOS VILLAGE PARK	435,000	-	435,000	435,000
40100135	PRKS-SOUTH COUNTY PARKS	250,000	50,000	300,000	300,000
40100137	PRKS-HIDDEN BEACH PARK	4,591	-	4,591	4,591
40100145	ST/IMP-REHAB (ALL-YR) $345,998	(102,839)	777,682	674,843	674,843
40100148	PARKS-SIMPKINS SWIM CTR 17TH A	229,337	150,000	379,337	379,337
40100149	WATS VET BUILDING (ALL-YR)	19,745	-	19,745	19,745
40100150	ST/IMP - VET BLDG S.C. (ALL-YR	93,377	205,000	298,377	298,377
40100152	PARKS-PARKS & REC-OTHER (ALL-Y	806,491	100,000	906,491	906,491
40100154	ST/IMP-2202/80 SOQUEL AVE-BHU	-	2,534,106	2,534,106	2,534,106
40100156	ST/IMP-5200/5400 SOQUEL AVE-SH	24,441	-	24,441	24,441
40100162	PRKS & REC-2015B CERTS	(780)	117,244	116,464	116,464
40100169	CREBS-ENERGY EFFICIENCY PROJ	35,469	-	35,469	35,469
40100170	S&I-500 Westridge-W Marine Lab	(2,917)	9,116,935	9,114,018	9,114,018
40100171	S&I-265 WATER ST	625,732	5,000	630,732	630,732
40100300	ST/IMP - SHERIFF-SB1022 ROUNTR	1	-	1	1
40100400	MEAS S: LIBRARY GENERIC	1,799,044	-	1,799,044	1,799,044
40100401	MEAS S: APTOS LIBRARY	4,776,084	5,896,276	10,672,360	10,672,360
40100402	MEAS S: BOULDER CRK LIBRARY	91,316	70,000	161,316	161,316
40100403	MEAS S: FELTON LIBRARY	828,278	-	828,278	828,278
40100404	MEAS S: LA SELVA BEACH LIBRARY	170,739	-	170,739	170,739
40100405	MEAS S: LIVE OAK LIB-PORTOLA	194,988	-	194,988	194,988
40100406	MEAS S: LO LIB ANNEX-SIMPKINS	2,619	4,230,721	4,233,340	4,233,340
40100877	ST/IMP-HEART OF SOQUEL (ALL-YR	439,602	-	439,602	439,602
40100998	PLANT PENDING PARKS ALLOCATION	-	-	-	-
Total CNTY CAPITAL PROJ-LAND & FAC (		14,031,577	50,870,239	64,901,816	64,901,816

COUNTY OF SANTA CRUZ
CAPITAL PROJECTS FUND 40100
REVENUE AND EXPENDITURE REQUIREMENTS BY PROJECT
2022-2023 ADOPTED BUDGET

Object	Title	2022-2023 Recommended Budget	2022-2023 Last Day Adjustments	Encumbrance Carryover from 2021-2022	Rebudget from 2021-2022	Other Budget Adjustments	2022-2023 Adopted by the Board of Supervisors
Fund 40100 -- CNTY CAPITAL PROJ-LAND & FAC (							
SubFund 40100010 -- ST/IMP 1020 EMELINE (ALL-YR) $							
GL Key 191010 -- S&I-1020 EMELINE							
Expenditures							
Character 80 -- FIXED ASSETS							
86110	BUILDINGS AND IMPROVEMENTS	186,183	-	-	-	-	186,183
Total FIXED ASSETS		186,183	-	-	-	-	186,183
Total Expenditures		186,183	-	-	-	-	186,183
Revenues							
Character 25 -- OTHER FINANCING SOURCES							
42468	OP/TRF IN-FR CFA CERTS 2015B	148,134	-	-	-	-	148,134
Total OTHER FINANCING SOURCES		148,134	-	-	-	-	148,134
Total Revenues		148,134	-	-	-	-	148,134
Total S&I-1020 EMELINE		38,049	-	-	-	-	38,049
Total ST/IMP 1020 EMELINE (ALL-YR) $		38,049	-	-	-	-	38,049
SubFund 40100012 -- ST/IMP 1040 EMELINE (ALL-YR) $							
GL Key 191012 -- S&I-1040 EMELINE							
Expenditures							
Character 80 -- FIXED ASSETS							
86110	BUILDINGS AND IMPROVEMENTS	-	-	559	3,132	-	3,691
Total FIXED ASSETS		-	-	559	3,132	-	3,691
Total Expenditures		-	-	559	3,132	-	3,691
Total S&I-1040 EMELINE		-	-	559	3,132	-	3,691
Total ST/IMP 1040 EMELINE (ALL-YR) $		-	-	559	3,132	-	3,691
SubFund 40100015 -- ST/IMP 1060/70 EMELINE (ALL-YR							
GL Key 191015 -- S&I-1060/70 EMELINE							
Expenditures							
Character 80 -- FIXED ASSETS							
86110	BUILDINGS AND IMPROVEMENTS	203,589	-	-	-	-	203,589
Total FIXED ASSETS		203,589	-	-	-	-	203,589
Total Expenditures		203,589	-	-	-	-	203,589
Revenues							
Character 25 -- OTHER FINANCING SOURCES							
42462	OPERATING TRANSFER IN	203,589	-	-	-	-	203,589
Total OTHER FINANCING SOURCES		203,589	-	-	-	-	203,589
Total Revenues		203,589	-	-	-	-	203,589
Total S&I-1060/70 EMELINE		-	-	-	-	-	-
Total ST/IMP 1060/70 EMELINE (ALL-YR		-	-	-	-	-	-
SubFund 40100018 -- County Infrastructure-Various							
GL Key 191018 -- County Infrastructure-Various							
Expenditures							
Character 80 -- FIXED ASSETS							
86110	BUILDINGS AND IMPROVEMENTS	4,110,972	23,500	451,138	1,648,862	-	6,234,472
Total FIXED ASSETS		4,110,972	23,500	451,138	1,648,862	-	6,234,472
Total Expenditures		4,110,972	23,500	451,138	1,648,862	-	6,234,472
Revenues							
Character 25 -- OTHER FINANCING SOURCES							
42462	OPERATING TRANSFER IN	1,000,000	23,500	-	-	-	1,023,500
42471	OP/TRF IN-FR CFA 2020A	1,210,972	-	-	-	-	1,210,972
42506	LOAN PROCEEDS	2,000,000	-	-	-	-	2,000,000
Total OTHER FINANCING SOURCES		4,210,972	23,500	-	-	-	4,234,472
Total Revenues		4,210,972	23,500	-	-	-	4,234,472
Total County Infrastructure-Various		(100,000)	-	451,138	1,648,862	-	2,000,000
Total County Infrastructure-Various		(100,000)	-	451,138	1,648,862	-	2,000,000
SubFund 40100020 -- ST/IMP 1080 EMELINE (ALL-YR							
GL Key 191020 -- S&I-1080 EMELINE							
Expenditures							
Character 80 -- FIXED ASSETS							
86110	BUILDINGS AND IMPROVEMENTS	1,731,868	-	-	-	-	1,731,868

COUNTY OF SANTA CRUZ
CAPITAL PROJECTS FUND 40100
REVENUE AND EXPENDITURE REQUIREMENTS BY PROJECT
2022-2023 ADOPTED BUDGET

Object	Title	2022-2023 Recommended Budget	2022-2023 Last Day Adjustments	Encumbrance Carryover from 2021-2022	Rebudget from 2021-2022	Other Budget Adjustments	2022-2023 Adopted by the Board of Supervisors
Fund 40100 -- CNTY CAPITAL PROJ-LAND & FAC (							
	Total FIXED ASSETS	1,731,868	-	-	-	-	1,731,868
	Total Expenditures	1,731,868	-	-	-	-	1,731,868
	Revenues						
	Character 25 -- OTHER FINANCING SOURCES						
42462	OPERATING TRANSFER IN	1,731,868	-	-	-	-	1,731,868
	Total OTHER FINANCING SOURCES	1,731,868	-	-	-	-	1,731,868
	Total Revenues	1,731,868	-	-	-	-	1,731,868
	Total S&I-1080 EMELINE	-	-	-	-	-	-
	Total ST/IMP 1080 EMELINE (ALL-YR	-	-	-	-	-	-
SubFund 40100023 -- ST/IMP 1400 EMELINE (ALL-YR							
GL Key 191023 -- S&I-1400 EMELINE							
	Expenditures						
	Character 80 -- FIXED ASSETS						
86110	BUILDINGS AND IMPROVEMENTS	750,000	-	-	-	-	750,000
	Total FIXED ASSETS	750,000	-	-	-	-	750,000
	Total Expenditures	750,000	-	-	-	-	750,000
	Revenues						
	Character 25 -- OTHER FINANCING SOURCES						
42462	OPERATING TRANSFER IN	750,000	-	-	-	-	750,000
	Total OTHER FINANCING SOURCES	750,000	-	-	-	-	750,000
	Total Revenues	750,000	-	-	-	-	750,000
	Total S&I-1400 EMELINE	-	-	-	-	-	-
	Total ST/IMP 1400 EMELINE (ALL-YR	-	-	-	-	-	-
SubFund 40100024 -- ST/IMP 7TH AVENUE ASA(ALL-YR)							
GL Key 191024 -- S&I-7TH AVENUE ASA							
	Expenditures						
	Character 80 -- FIXED ASSETS						
86110	BUILDINGS AND IMPROVEMENTS	-	-	225,663	-	-	225,663
	Total FIXED ASSETS	-	-	225,663	-	-	225,663
	Total Expenditures	-	-	225,663	-	-	225,663
	Total S&I-7TH AVENUE ASA	-	-	225,663	-	-	225,663
	Total ST/IMP 7TH AVENUE ASA(ALL-YR)	-	-	225,663	-	-	225,663
SubFund 40100030 -- ST/IMP 640 CAPITOLA (ALL-YR) $							
GL Key 191030 -- S&I-640 CAPITOLA RD							
	Expenditures						
	Character 80 -- FIXED ASSETS						
86110	BUILDINGS AND IMPROVEMENTS	219,985	-	2,480	5,030	-	227,495
	Total FIXED ASSETS	219,985	-	2,480	5,030	-	227,495
	Total Expenditures	219,985	-	2,480	5,030	-	227,495
	Revenues						
	Character 25 -- OTHER FINANCING SOURCES						
42462	OPERATING TRANSFER IN	79,974	-	-	-	-	79,974
42468	OP/TRF IN-FR CFA CERTS 2015B	177,121	-	-	-	-	177,121
	Total OTHER FINANCING SOURCES	257,095	-	-	-	-	257,095
	Total Revenues	257,095	-	-	-	-	257,095
	Total S&I-640 CAPITOLA RD	(37,110)	-	2,480	5,030	-	(29,600)
	Total ST/IMP 640 CAPITOLA (ALL-YR) $	(37,110)	-	2,480	5,030	-	(29,600)
SubFund 40100035 -- ST/IMP BLAINE STREET							
GL Key 191035 -- S&I-BLAINE STREET							
	Expenditures						
	Character 80 -- FIXED ASSETS						
86110	BUILDINGS AND IMPROVEMENTS	23,224	-	-	-	(17,518)	5,706
	Total FIXED ASSETS	23,224	-	-	-	(17,518)	5,706
	Total Expenditures	23,224	-	-	-	(17,518)	5,706
	Revenues						
	Character 15 -- INTERGOVERNMENTAL REVENUES						
40901	ST-AB109 PROGRAM	23,224	-	-	-	-	23,224
	Total INTERGOVERNMENTAL REVENUES	23,224	-	-	-	-	23,224

COUNTY OF SANTA CRUZ
CAPITAL PROJECTS FUND 40100
REVENUE AND EXPENDITURE REQUIREMENTS BY PROJECT
2022-2023 ADOPTED BUDGET

Object	Title	2022-2023 Recommended Budget	2022-2023 Last Day Adjustments	Encumbrance Carryover from 2021-2022	Rebudget from 2021-2022	Other Budget Adjustments	2022-2023 Adopted by the Board of Supervisors
Fund 40100 -- CNTY CAPITAL PROJ-LAND & FAC (							
	Total Revenues	23,224	-	-	-	-	23,224
	Total S&I-BLAINE STREET	-	-	-	-	(17,518)	(17,518)
	Total ST/IMP BLAINE STREET	-	-	-	-	(17,518)	(17,518)
SubFund 40100051 -- S&I-CO OFFICE BLDG 701 OCEAN							
GL Key 191051 -- S&I-CO OFFICE BLDG 701 OCEAN							
Expenditures							
Character 80 -- FIXED ASSETS							
86110	BUILDINGS AND IMPROVEMENTS	1,357,364	-	-	-	(96,343)	1,261,021
	Total FIXED ASSETS	1,357,364	-	-	-	(96,343)	1,261,021
	Total Expenditures	1,357,364	-	-	-	(96,343)	1,261,021
Revenues							
Character 25 -- OTHER FINANCING SOURCES							
42462	OPERATING TRANSFER IN	1,105,390	-	-	-	-	1,105,390
42468	OP/TRF IN-FR CFA CERTS 2015B	290,840	-	-	-	-	290,840
	Total OTHER FINANCING SOURCES	1,396,230	-	-	-	-	1,396,230
	Total Revenues	1,396,230	-	-	-	-	1,396,230
	Total S&I-CO OFFICE BLDG 701 OCEAN	(38,866)	-	-	-	(96,343)	(135,209)
	Total S&I-CO OFFICE BLDG 701 OCEAN	(38,866)	-	-	-	(96,343)	(135,209)
SubFund 40100075 -- ST/IMP-FREEDOM							
GL Key 191075 -- S&I-FREEDOM							
Expenditures							
Character 80 -- FIXED ASSETS							
86110	BUILDINGS AND IMPROVEMENTS	-	-	205,880	382,485	-	588,365
	Total FIXED ASSETS	-	-	205,880	382,485	-	588,365
	Total Expenditures	-	-	205,880	382,485	-	588,365
Revenues							
Character 25 -- OTHER FINANCING SOURCES							
42462	OPERATING TRANSFER IN	-	-	-	508,550	-	508,550
	Total OTHER FINANCING SOURCES	-	-	-	508,550	-	508,550
	Total Revenues	-	-	-	508,550	-	508,550
	Total S&I-FREEDOM	-	-	205,880	(126,065)	-	79,815
	Total ST/IMP-FREEDOM	-	-	205,880	(126,065)	-	79,815
SubFund 40100076 -- ST/IMP-HEALTH BLDGS-VAR							
GL Key 191076 -- S&I-HEALTH SERV BLDGS-VARIOUS							
Expenditures							
Character 80 -- FIXED ASSETS							
86110	BUILDINGS AND IMPROVEMENTS	558,817	-	5,726	-	-	564,543
	Total FIXED ASSETS	558,817	-	5,726	-	-	564,543
	Total Expenditures	558,817	-	5,726	-	-	564,543
Revenues							
Character 25 -- OTHER FINANCING SOURCES							
42462	OPERATING TRANSFER IN	558,817	-	-	5,726	-	564,543
	Total OTHER FINANCING SOURCES	558,817	-	-	5,726	-	564,543
	Total Revenues	558,817	-	-	5,726	-	564,543
	Total S&I-HEALTH SERV BLDGS-VARIOUS	-	-	5,726	(5,726)	-	-
	Total ST/IMP-HEALTH BLDGS-VAR	-	-	5,726	(5,726)	-	-
SubFund 40100077 -- ST/IMP-1432 FREEDOM-AGRIC EXT							
GL Key 191077 -- S&I-1432 FREEDOM-AGRIC EXT							
Expenditures							
Character 80 -- FIXED ASSETS							
86110	BUILDINGS AND IMPROVEMENTS	26,300	-	-	-	-	26,300
	Total FIXED ASSETS	26,300	-	-	-	-	26,300
	Total Expenditures	26,300	-	-	-	-	26,300
	Total S&I-1432 FREEDOM-AGRIC EXT	26,300	-	-	-	-	26,300
	Total ST/IMP-1432 FREEDOM-AGRIC EXT	26,300	-	-	-	-	26,300
SubFund 40100080 -- ST/IMP-HANDICAP ACCSS (ALL-YR)							
GL Key 191080 -- S&I HANDICAP ACCESS							
Expenditures							

COUNTY OF SANTA CRUZ
CAPITAL PROJECTS FUND 40100
REVENUE AND EXPENDITURE REQUIREMENTS BY PROJECT
2022-2023 ADOPTED BUDGET

Object	Title	2022-2023 Recommended Budget	2022-2023 Last Day Adjustments	Encumbrance Carryover from 2021-2022	Rebudget from 2021-2022	Other Budget Adjustments	2022-2023 Adopted by the Board of Supervisors
Fund 40100 -- CNTY CAPITAL PROJ-LAND & FAC (							
Character 80 -- FIXED ASSETS							
86110	BUILDINGS AND IMPROVEMENTS	-	-	-	1,088	-	1,088
Total FIXED ASSETS		-	-	-	1,088	-	1,088
Total Expenditures		-	-	-	1,088	-	1,088
Total S&I HANDICAP ACCESS		-	-	-	1,088	-	1,088
Total ST/IMP-HANDICAP ACCSS (ALL-YR)		-	-	-	1,088	-	1,088
SubFund 40100100 -- ST/IMP-JUVENILE HALL (ALL-YR)							
GL Key 191100 -- S&I-JUVENILE HALL							
Revenues							
Character 25 -- OTHER FINANCING SOURCES							
42462	OPERATING TRANSFER IN	-	-	-	27,552	-	27,552
Total OTHER FINANCING SOURCES		-	-	-	27,552	-	27,552
Total Revenues		-	-	-	27,552	-	27,552
Total S&I-JUVENILE HALL		-	-	-	(27,552)	-	(27,552)
Total ST/IMP-JUVENILE HALL (ALL-YR)		-	-	-	(27,552)	-	(27,552)
SubFund 40100101 -- ST/IMP-JUVENILE HALL (ALL-YR)							
GL Key 191101 -- JH BSCC SB81 GYM							
Expenditures							
Character 80 -- FIXED ASSETS							
86110	BUILDINGS AND IMPROVEMENTS	4,739,139	-	32,524	-	-	4,771,663
Total FIXED ASSETS		4,739,139	-	32,524	-	-	4,771,663
Total Expenditures		4,739,139	-	32,524	-	-	4,771,663
Revenues							
Character 15 -- INTERGOVERNMENTAL REVENUES							
40784	ST-CORRECTIONS	1,355,608	-	-	-	-	1,355,608
Total INTERGOVERNMENTAL REVENUES		1,355,608	-	-	-	-	1,355,608
Character 25 -- OTHER FINANCING SOURCES							
42468	OP/TRF IN-FR CFA CERTS 2015B	218,000	-	-	-	-	218,000
42469	OP/TRF IN-FR CFA CERTS 2016	175,000	-	-	-	-	175,000
42471	OP/TRF IN-FR CFA 2020A	2,792,000	-	-	-	-	2,792,000
Total OTHER FINANCING SOURCES		3,185,000	-	-	-	-	3,185,000
Total Revenues		4,540,608	-	-	-	-	4,540,608
Total JH BSCC SB81 GYM		198,531	-	32,524	-	-	231,055
Total ST/IMP-JUVENILE HALL (ALL-YR)		198,531	-	32,524	-	-	231,055
SubFund 40100102 -- ST/IMP-JUVENILE HALL GYM							
GL Key 191102 -- JH BSCC SB81 - R2 RENOVATION							
Expenditures							
Character 80 -- FIXED ASSETS							
86110	BUILDINGS AND IMPROVEMENTS	9,928,620	-	52,798	-	-	9,981,418
Total FIXED ASSETS		9,928,620	-	52,798	-	-	9,981,418
Total Expenditures		9,928,620	-	52,798	-	-	9,981,418
Revenues							
Character 15 -- INTERGOVERNMENTAL REVENUES							
40784	ST-CORRECTIONS	9,434,421	-	-	-	-	9,434,421
Total INTERGOVERNMENTAL REVENUES		9,434,421	-	-	-	-	9,434,421
Character 25 -- OTHER FINANCING SOURCES							
42468	OP/TRF IN-FR CFA CERTS 2015B	546,997	-	-	-	-	546,997
Total OTHER FINANCING SOURCES		546,997	-	-	-	-	546,997
Total Revenues		9,981,418	-	-	-	-	9,981,418
Total JH BSCC SB81 - R2 RENOVATION		(52,798)	-	52,798	-	-	-
Total ST/IMP-JUVENILE HALL GYM		(52,798)	-	52,798	-	-	-
SubFund 40100120 -- ST/IMP-NEW JAIL (ALL-YR) $330							
GL Key 191120 -- S&I-JAIL-259 WATER							
Expenditures							
Character 80 -- FIXED ASSETS							
86110	BUILDINGS AND IMPROVEMENTS	-	-	510,653	3,257,733	-	3,768,386
Total FIXED ASSETS		-	-	510,653	3,257,733	-	3,768,386
Total Expenditures		-	-	510,653	3,257,733	-	3,768,386

COUNTY OF SANTA CRUZ
CAPITAL PROJECTS FUND 40100
REVENUE AND EXPENDITURE REQUIREMENTS BY PROJECT
2022-2023 ADOPTED BUDGET

Object	Title	2022-2023 Recommended Budget	2022-2023 Last Day Adjustments	Encumbrance Carryover from 2021-2022	Rebudget from 2021-2022	Other Budget Adjustments	2022-2023 Adopted by the Board of Supervisors
Fund 40100 -- CNTY CAPITAL PROJ-LAND & FAC (							
Revenues							
Character 25 -- OTHER FINANCING SOURCES							
42465	OP/TRF IN-FR FA CERTS CNST FDS	-	-	-	10,001	-	10,001
42471	OP/TRF IN-FR CFA 2020A	-	-	-	3,239,991	-	3,239,991
Total OTHER FINANCING SOURCES		-	-	-	3,249,992	-	3,249,992
Total Revenues		-	-	-	3,249,992	-	3,249,992
Total S&I-JAIL-259 WATER		-	-	510,653	7,741	-	518,394
Total ST/IMP-NEW JAIL (ALL-YR) $330		-	-	510,653	7,741	-	518,394
SubFund 40100131 -- PRKS-CHANTICLEER PARK							
GL Key 191131 -- PRKS-CHANTICLEER PARK							
Expenditures							
Character 80 -- FIXED ASSETS							
86110	BUILDINGS AND IMPROVEMENTS	-	-	-	2,001	-	2,001
Total FIXED ASSETS		-	-	-	2,001	-	2,001
Total Expenditures		-	-	-	2,001	-	2,001
Total PRKS-CHANTICLEER PARK		-	-	-	2,001	-	2,001
Total PRKS-CHANTICLEER PARK		-	-	-	2,001	-	2,001
SubFund 40100132 -- PRKS-FELTON LIBRARY PARK							
GL Key 191132 -- PRKS-FELTON LIBRARY PARK							
Expenditures							
Character 80 -- FIXED ASSETS							
86110	BUILDINGS AND IMPROVEMENTS	135,965	-	10,135	13,982	-	160,082
Total FIXED ASSETS		135,965	-	10,135	13,982	-	160,082
Total Expenditures		135,965	-	10,135	13,982	-	160,082
Total PRKS-FELTON LIBRARY PARK		135,965	-	10,135	13,982	-	160,082
Total PRKS-FELTON LIBRARY PARK		135,965	-	10,135	13,982	-	160,082
SubFund 40100133 -- PRKS-FARM PARK							
GL Key 191133 -- PRKS-FARM PARK							
Expenditures							
Character 80 -- FIXED ASSETS							
86110	BUILDINGS AND IMPROVEMENTS	-	-	235,000	-	-	235,000
Total FIXED ASSETS		-	-	235,000	-	-	235,000
Total Expenditures		-	-	235,000	-	-	235,000
Total PRKS-FARM PARK		-	-	235,000	-	-	235,000
Total PRKS-FARM PARK		-	-	235,000	-	-	235,000
SubFund 40100134 -- PRKS-APTOS VILLAGE PARK							
GL Key 191134 -- PRKS-APTOS VILLAGE PARK							
Expenditures							
Character 80 -- FIXED ASSETS							
86110	BUILDINGS AND IMPROVEMENTS	435,000	-	-	-	-	435,000
Total FIXED ASSETS		435,000	-	-	-	-	435,000
Total Expenditures		435,000	-	-	-	-	435,000
Total PRKS-APTOS VILLAGE PARK		435,000	-	-	-	-	435,000
Total PRKS-APTOS VILLAGE PARK		435,000	-	-	-	-	435,000
SubFund 40100135 -- PRKS-SOUTH COUNTY PARKS							
GL Key 191135 -- PRKS-SOUTH COUNTY PARKS							
Expenditures							
Character 80 -- FIXED ASSETS							
86001	LAND PURCHASE	-	50,000	-	-	-	50,000
86110	BUILDINGS AND IMPROVEMENTS	250,000	-	-	-	-	250,000
Total FIXED ASSETS		250,000	50,000	-	-	-	300,000
Total Expenditures		250,000	50,000	-	-	-	300,000
Revenues							
Character 25 -- OTHER FINANCING SOURCES							
42462	OPERATING TRANSFER IN	-	50,000	-	-	-	50,000
Total OTHER FINANCING SOURCES		-	50,000	-	-	-	50,000
Total Revenues		-	50,000	-	-	-	50,000
Total PRKS-SOUTH COUNTY PARKS		250,000	-	-	-	-	250,000

COUNTY OF SANTA CRUZ
CAPITAL PROJECTS FUND 40100
REVENUE AND EXPENDITURE REQUIREMENTS BY PROJECT
2022-2023 ADOPTED BUDGET

Object	Title	2022-2023 Recommended Budget	2022-2023 Last Day Adjustments	Encumbrance Carryover from 2021-2022	Rebudget from 2021-2022	Other Budget Adjustments	2022-2023 Adopted by the Board of Supervisors
Fund 40100 -- CNTY CAPITAL PROJ-LAND & FAC (							
	Total PRKS-SOUTH COUNTY PARKS	250,000	-	-	-	-	250,000
SubFund 40100137 -- PRKS-HIDDEN BEACH PARK							
GL Key 191137 -- PRKS-HIDDEN BEACH PARK							
Expenditures							
Character 80 -- FIXED ASSETS							
86110	BUILDINGS AND IMPROVEMENTS	-	-	-	4,591	-	4,591
	Total FIXED ASSETS	-	-	-	4,591	-	4,591
	Total Expenditures	-	-	-	4,591	-	4,591
	Total PRKS-HIDDEN BEACH PARK	-	-	-	4,591	-	4,591
	Total PRKS-HIDDEN BEACH PARK	-	-	-	4,591	-	4,591
SubFund 40100145 -- ST/IMP-REHAB (ALL-YR) $345,998							
GL Key 191145 -- S&I-REHAB							
Expenditures							
Character 80 -- FIXED ASSETS							
86110	BUILDINGS AND IMPROVEMENTS	777,682	-	-	-	(102,839)	674,843
	Total FIXED ASSETS	777,682	-	-	-	(102,839)	674,843
	Total Expenditures	777,682	-	-	-	(102,839)	674,843
Revenues							
Character 25 -- OTHER FINANCING SOURCES							
42468	OP/TRF IN-FR CFA CERTS 2015B	367,682	-	-	-	-	367,682
42471	OP/TRF IN-FR CFA 2020A	410,000	-	-	-	-	410,000
	Total OTHER FINANCING SOURCES	777,682	-	-	-	-	777,682
	Total Revenues	777,682	-	-	-	-	777,682
	Total S&I-REHAB	-	-	-	-	(102,839)	(102,839)
	Total ST/IMP-REHAB (ALL-YR) $345,998	-	-	-	-	(102,839)	(102,839)
SubFund 40100148 -- PARKS-SIMPKINS SWIM CTR 17TH A							
GL Key 191148 -- S&I-SIMPKINS CNTR 17TH AVE							
Expenditures							
Character 80 -- FIXED ASSETS							
86110	BUILDINGS AND IMPROVEMENTS	150,000	-	51,687	177,650	-	379,337
	Total FIXED ASSETS	150,000	-	51,687	177,650	-	379,337
	Total Expenditures	150,000	-	51,687	177,650	-	379,337
Revenues							
Character 25 -- OTHER FINANCING SOURCES							
42471	OP/TRF IN-FR CFA 2020A	150,000	-	-	-	-	150,000
	Total OTHER FINANCING SOURCES	150,000	-	-	-	-	150,000
	Total Revenues	150,000	-	-	-	-	150,000
	Total S&I-SIMPKINS CNTR 17TH AVE	-	-	51,687	177,650	-	229,337
	Total PARKS-SIMPKINS SWIM CTR 17TH A	-	-	51,687	177,650	-	229,337
SubFund 40100149 -- WATS VET BUILDING (ALL-YR)							
GL Key 191149 -- S&I-WATONVILLE VET BLDG							
Expenditures							
Character 80 -- FIXED ASSETS							
86110	BUILDINGS AND IMPROVEMENTS	26,897	-	-	-	(7,152)	19,745
	Total FIXED ASSETS	26,897	-	-	-	(7,152)	19,745
	Total Expenditures	26,897	-	-	-	(7,152)	19,745
	Total S&I-WATONVILLE VET BLDG	26,897	-	-	-	(7,152)	19,745
	Total WATS VET BUILDING (ALL-YR)	26,897	-	-	-	(7,152)	19,745
SubFund 40100150 -- ST/IMP - VET BLDG S.C. (ALL-YR							
GL Key 191150 -- S&I-SC VET BLDG							
Expenditures							
Character 80 -- FIXED ASSETS							
86110	BUILDINGS AND IMPROVEMENTS	301,426	-	-	-	(3,049)	298,377
	Total FIXED ASSETS	301,426	-	-	-	(3,049)	298,377
	Total Expenditures	301,426	-	-	-	(3,049)	298,377
Revenues							
Character 25 -- OTHER FINANCING SOURCES							
42471	OP/TRF IN-FR CFA 2020A	205,000	-	-	-	-	205,000

COUNTY OF SANTA CRUZ
CAPITAL PROJECTS FUND 40100
REVENUE AND EXPENDITURE REQUIREMENTS BY PROJECT
2022-2023 ADOPTED BUDGET

Object	Title	2022-2023 Recommended Budget	2022-2023 Last Day Adjustments	Encumbrance Carryover from 2021-2022	Rebudget from 2021-2022	Other Budget Adjustments	2022-2023 Adopted by the Board of Supervisors
Fund 40100 -- CNTY CAPITAL PROJ-LAND & FAC (							
	Total OTHER FINANCING SOURCES	205,000	-	-	-	-	205,000
	Total Revenues	205,000	-	-	-	-	205,000
	Total S&I-SC VET BLDG	96,426	-	-	-	(3,049)	93,377
	Total ST/IMP - VET BLDG S.C. (ALL-YR	96,426	-	-	-	(3,049)	93,377
SubFund 40100152 -- PARKS-PARKS & REC-OTHER (ALL-Y							
GL Key 191152 -- PRKS-PRKS & REC-OTHER							
Expenditures							
Character 80 -- FIXED ASSETS							
86110	BUILDINGS AND IMPROVEMENTS	725,246	100,000	81,245	-	-	906,491
	Total FIXED ASSETS	725,246	100,000	81,245	-	-	906,491
	Total Expenditures	725,246	100,000	81,245	-	-	906,491
Revenues							
Character 25 -- OTHER FINANCING SOURCES							
42462	OPERATING TRANSFER IN	-	100,000	-	-	-	100,000
	Total OTHER FINANCING SOURCES	-	100,000	-	-	-	100,000
	Total Revenues	-	100,000	-	-	-	100,000
	Total PRKS-PRKS & REC-OTHER	725,246	-	81,245	-	-	806,491
	Total PARKS-PARKS & REC-OTHER (ALL-Y	725,246	-	81,245	-	-	806,491
SubFund 40100154 -- ST/IMP-2202/80 SOQUEL AVE-BHU							
GL Key 191154 -- S&I-2202/80SOQ AV-BHU							
Expenditures							
Character 80 -- FIXED ASSETS							
86110	BUILDINGS AND IMPROVEMENTS	-	-	127,534	2,406,572	-	2,534,106
	Total FIXED ASSETS	-	-	127,534	2,406,572	-	2,534,106
	Total Expenditures	-	-	127,534	2,406,572	-	2,534,106
Revenues							
Character 25 -- OTHER FINANCING SOURCES							
42462	OPERATING TRANSFER IN	-	-	-	2,534,106	-	2,534,106
	Total OTHER FINANCING SOURCES	-	-	-	2,534,106	-	2,534,106
	Total Revenues	-	-	-	2,534,106	-	2,534,106
	Total S&I-2202/80SOQ AV-BHU	-	-	127,534	(127,534)	-	-
	Total ST/IMP-2202/80 SOQUEL AVE-BHU	-	-	127,534	(127,534)	-	-
SubFund 40100156 -- ST/IMP-5200/5400 SOQUEL AVE-SH							
GL Key 191156 -- S&I-5200/5400SOQ AV-SH							
Expenditures							
Character 80 -- FIXED ASSETS							
86110	BUILDINGS AND IMPROVEMENTS	24,941	-	-	-	(500)	24,441
	Total FIXED ASSETS	24,941	-	-	-	(500)	24,441
	Total Expenditures	24,941	-	-	-	(500)	24,441
	Total S&I-5200/5400SOQ AV-SH	24,941	-	-	-	(500)	24,441
	Total ST/IMP-5200/5400 SOQUEL AVE-SH	24,941	-	-	-	(500)	24,441
SubFund 40100162 -- PRKS & REC-2015B CERTS							
GL Key 191162 -- PRKS & REC-2015B CERTS PROJ							
Expenditures							
Character 80 -- FIXED ASSETS							
86110	BUILDINGS AND IMPROVEMENTS	117,244	-	-	-	(780)	116,464
	Total FIXED ASSETS	117,244	-	-	-	(780)	116,464
	Total Expenditures	117,244	-	-	-	(780)	116,464
Revenues							
Character 25 -- OTHER FINANCING SOURCES							
42468	OP/TRF IN-FR CFA CERTS 2015B	117,244	-	-	-	-	117,244
	Total OTHER FINANCING SOURCES	117,244	-	-	-	-	117,244
	Total Revenues	117,244	-	-	-	-	117,244
	Total PRKS & REC-2015B CERTS PROJ	-	-	-	-	(780)	(780)
	Total PRKS & REC-2015B CERTS	-	-	-	-	(780)	(780)
SubFund 40100169 -- CREBS-ENERGY EFFICIENCY PROJ							
GL Key 191169 -- CREBS-ENERGY EFFIC PROJ							
Expenditures							

COUNTY OF SANTA CRUZ
CAPITAL PROJECTS FUND 40100
REVENUE AND EXPENDITURE REQUIREMENTS BY PROJECT
2022-2023 ADOPTED BUDGET

Object	Title	2022-2023 Recommended Budget	2022-2023 Last Day Adjustments	Encumbrance Carryover from 2021-2022	Rebudget from 2021-2022	Other Budget Adjustments	2022-2023 Adopted by the Board of Supervisors
Fund 40100 -- CNTY CAPITAL PROJ-LAND & FAC (							
Character 80 -- FIXED ASSETS							
86110	BUILDINGS AND IMPROVEMENTS	-	-	-	35,469	-	35,469
Total FIXED ASSETS		-	-	-	35,469	-	35,469
Total Expenditures		-	-	-	35,469	-	35,469
Total CREBS-ENERGY EFFIC PROJ		-	-	-	35,469	-	35,469
Total CREBS-ENERGY EFFICIENCY PROJ		-	-	-	35,469	-	35,469
SubFund 40100170 -- S&I-500 Westridge-W Marine Lab							
GL Key 191170 -- S&I-500 Westridge-W Marine Lab							
Expenditures							
Character 80 -- FIXED ASSETS							
86110	BUILDINGS AND IMPROVEMENTS	9,276,164	-	-	-	(162,146)	9,114,018
Total FIXED ASSETS		9,276,164	-	-	-	(162,146)	9,114,018
Total Expenditures		9,276,164	-	-	-	(162,146)	9,114,018
Revenues							
Character 25 -- OTHER FINANCING SOURCES							
42500	BOND PROCEEDS	9,116,935	-	-	-	-	9,116,935
Total OTHER FINANCING SOURCES		9,116,935	-	-	-	-	9,116,935
Total Revenues		9,116,935	-	-	-	-	9,116,935
Total S&I-500 Westridge-W Marine Lab		159,229	-	-	-	(162,146)	(2,917)
Total S&I-500 Westridge-W Marine Lab		159,229	-	-	-	(162,146)	(2,917)
SubFund 40100171 -- S&I-265 WATER ST							
GL Key 191171 -- S&I-265 WATER ST							
Expenditures							
Character 60 -- SERVICES AND SUPPLIES							
62330	DPW SERVICES-GENERAL MONEY	-	-	-	630,732	-	630,732
Total SERVICES AND SUPPLIES		-	-	-	630,732	-	630,732
Total Expenditures		-	-	-	630,732	-	630,732
Revenues							
Character 23 -- MISC. REVENUES							
42375	INSURANCE PROCEEDS	-	-	-	5,000	-	5,000
Total MISC. REVENUES		-	-	-	5,000	-	5,000
Total Revenues		-	-	-	5,000	-	5,000
Total S&I-265 WATER ST		-	-	-	625,732	-	625,732
Total S&I-265 WATER ST		-	-	-	625,732	-	625,732
SubFund 40100300 -- ST/IMP - SHERIFF-SB1022 ROUNTR							
GL Key 191300 -- S&I-SHF-SB1022 RNTREE							
Expenditures							
Character 80 -- FIXED ASSETS							
86110	BUILDINGS AND IMPROVEMENTS	-	-	-	1	-	1
Total FIXED ASSETS		-	-	-	1	-	1
Total Expenditures		-	-	-	1	-	1
Total S&I-SHF-SB1022 RNTREE		-	-	-	1	-	1
Total ST/IMP - SHERIFF-SB1022 ROUNTR		-	-	-	1	-	1
SubFund 40100400 -- MEAS S: LIBRARY GENERIC							
GL Key 191400 -- MEAS S: LIBRARY GENERIC							
Expenditures							
Character 80 -- FIXED ASSETS							
86110	BUILDINGS AND IMPROVEMENTS	-	-	-	1,799,044	-	1,799,044
Total FIXED ASSETS		-	-	-	1,799,044	-	1,799,044
Total Expenditures		-	-	-	1,799,044	-	1,799,044
Total MEAS S: LIBRARY GENERIC		-	-	-	1,799,044	-	1,799,044
Total MEAS S: LIBRARY GENERIC		-	-	-	1,799,044	-	1,799,044
SubFund 40100401 -- MEAS S: APTOS LIBRARY							
GL Key 191401 -- MEAS S/OTH: APTOS LIBRARY							
Expenditures							
Character 80 -- FIXED ASSETS							
86110	BUILDINGS AND IMPROVEMENTS	-	-	9,253,102	1,419,258	-	10,672,360
Total FIXED ASSETS		-	-	9,253,102	1,419,258	-	10,672,360

COUNTY OF SANTA CRUZ
CAPITAL PROJECTS FUND 40100
REVENUE AND EXPENDITURE REQUIREMENTS BY PROJECT
2022-2023 ADOPTED BUDGET

Object	Title	2022-2023 Recommended Budget	2022-2023 Last Day Adjustments	Encumbrance Carryover from 2021-2022	Rebudget from 2021-2022	Other Budget Adjustments	2022-2023 Adopted by the Board of Supervisors
Fund 40100 -- CNTY CAPITAL PROJ-LAND & FAC (							
	Total Expenditures	-	-	9,253,102	1,419,258	-	10,672,360
	Revenues						
	Character 15 -- INTERGOVERNMENTAL REVENUES						
41165	LFFA BOND ALLOCATION REVENUE	-	-	-	5,896,276	-	5,896,276
	Total INTERGOVERNMENTAL REVENUES	-	-	-	5,896,276	-	5,896,276
	Total Revenues	-	-	-	5,896,276	-	5,896,276
	Total MEAS S/OTH: APTOS LIBRARY	-	-	9,253,102	(4,477,018)	-	4,776,084
	Total MEAS S: APTOS LIBRARY	-	-	9,253,102	(4,477,018)	-	4,776,084
SubFund 40100402 -- MEAS S: BOULDER CRK LIBRARY							
GL Key 191402 -- MEAS S/OTH: BOULDER CRK LIB							
	Expenditures						
	Character 80 -- FIXED ASSETS						
86110	BUILDINGS AND IMPROVEMENTS	-	-	83,049	78,267	-	161,316
	Total FIXED ASSETS	-	-	83,049	78,267	-	161,316
	Total Expenditures	-	-	83,049	78,267	-	161,316
	Revenues						
	Character 23 -- MISC. REVENUES						
42372	CONTRIBUTIONS AND DONATIONS	-	-	-	70,000	-	70,000
	Total MISC. REVENUES	-	-	-	70,000	-	70,000
	Total Revenues	-	-	-	70,000	-	70,000
	Total MEAS S/OTH: BOULDER CRK LIB	-	-	83,049	8,267	-	91,316
	Total MEAS S: BOULDER CRK LIBRARY	-	-	83,049	8,267	-	91,316
SubFund 40100403 -- MEAS S: FELTON LIBRARY							
GL Key 191403 -- MEAS S/OTH: FELTON LIBRARY							
	Expenditures						
	Character 80 -- FIXED ASSETS						
86110	BUILDINGS AND IMPROVEMENTS	-	-	28,293	799,985	-	828,278
	Total FIXED ASSETS	-	-	28,293	799,985	-	828,278
	Total Expenditures	-	-	28,293	799,985	-	828,278
	Total MEAS S/OTH: FELTON LIBRARY	-	-	28,293	799,985	-	828,278
	Total MEAS S: FELTON LIBRARY	-	-	28,293	799,985	-	828,278
SubFund 40100404 -- MEAS S: LA SELVA BEACH LIBRARY							
GL Key 191404 -- MEAS S/OTH: LA SELVA LIBRARY							
	Expenditures						
	Character 80 -- FIXED ASSETS						
86110	BUILDINGS AND IMPROVEMENTS	-	-	4,210	166,529	-	170,739
	Total FIXED ASSETS	-	-	4,210	166,529	-	170,739
	Total Expenditures	-	-	4,210	166,529	-	170,739
	Total MEAS S/OTH: LA SELVA LIBRARY	-	-	4,210	166,529	-	170,739
	Total MEAS S: LA SELVA BEACH LIBRARY	-	-	4,210	166,529	-	170,739
SubFund 40100405 -- MEAS S: LIVE OAK LIB-PORTOLA							
GL Key 191405 -- MEAS S: LIVE OAK LIB-PORTOLA							
	Expenditures						
	Character 80 -- FIXED ASSETS						
86110	BUILDINGS AND IMPROVEMENTS	-	-	152,861	42,127	-	194,988
	Total FIXED ASSETS	-	-	152,861	42,127	-	194,988
	Total Expenditures	-	-	152,861	42,127	-	194,988
	Total MEAS S: LIVE OAK LIB-PORTOLA	-	-	152,861	42,127	-	194,988
	Total MEAS S: LIVE OAK LIB-PORTOLA	-	-	152,861	42,127	-	194,988
SubFund 40100406 -- MEAS S: LO LIB ANNEX-SIMPKINS							
GL Key 191406 -- LO LIBRARY ANNEX-SIMPKINS 17TH							
	Expenditures						
	Character 80 -- FIXED ASSETS						
86110	BUILDINGS AND IMPROVEMENTS	-	-	3,842,586	390,754	-	4,233,340
	Total FIXED ASSETS	-	-	3,842,586	390,754	-	4,233,340
	Total Expenditures	-	-	3,842,586	390,754	-	4,233,340
	Revenues						
	Character 15 -- INTERGOVERNMENTAL REVENUES						

COUNTY OF SANTA CRUZ
CAPITAL PROJECTS FUND 40100
REVENUE AND EXPENDITURE REQUIREMENTS BY PROJECT
2022-2023 ADOPTED BUDGET

Object	Title	2022-2023 Recommended Budget	2022-2023 Last Day Adjustments	Encumbrance Carryover from 2021-2022	Rebudget from 2021-2022	Other Budget Adjustments	2022-2023 Adopted by the Board of Supervisors
Fund 40100 -- CNTY CAPITAL PROJ-LAND & FAC (							
41165	LFFA BOND ALLOCATION REVENUE	-	-	-	4,230,721	-	4,230,721
Total INTERGOVERNMENTAL REVENUES		-	-	-	4,230,721	-	4,230,721
Total Revenues		-	-	-	4,230,721	-	4,230,721
Total LO LIBRARY ANNEX-SIMPKINS 17TH		-	-	3,842,586	(3,839,967)	-	2,619
Total MEAS S: LO LIB ANNEX-SIMPKINS		-	-	3,842,586	(3,839,967)	-	2,619
SubFund 40100877 -- ST/IMP-HEART OF SOQUEL (ALL-YR							
GL Key 191877 -- S&I-HEART OF SOQUEL							
Expenditures							
Character 80 -- FIXED ASSETS							
86110	BUILDINGS AND IMPROVEMENTS	-	-	-	439,602	-	439,602
Total FIXED ASSETS		-	-	-	439,602	-	439,602
Total Expenditures		-	-	-	439,602	-	439,602
Total S&I-HEART OF SOQUEL		-	-	-	439,602	-	439,602
Total ST/IMP-HEART OF SOQUEL (ALL-YR		-	-	-	439,602	-	439,602
Total CNTY CAPITAL PROJ-LAND & FAC (		1,887,810	-	15,357,123	(2,823,029)	(390,327)	14,031,577
Total Revenues less Expenditures		1,887,810	-	15,357,123	(2,823,029)	(390,327)	14,031,577

COUNTY OF SANTA CRUZ

DETAIL OF FINANCING SOURCES AND USES
GOVERNMENTAL FUNDS
FISCAL YEAR 2022-23

BUDGET UNIT: 19/00/00 -- PLANT ACQUISITION
FUNCTION: GENERAL GOVERNMENT
ACTIVITY: PLANT ACQUISITION
FUND: 40-400 MEASURE E CAPITAL PROJECTS

Detail by Revenue and Expenditure Object		2020-21 Actuals	2021-22 Actual [x] Estimated [ ]	2022-23 Recommended Budget	2022-23 Adopted by the Board of Supervisors
FIXED ASSETS					
BUILDINGS AND IMPROVEMENTS	86110				6,014
TOTAL FIXED ASSETS		**0**	**0**	**0**	**6,014**
TOTAL EXPENDITURES/APPROPRIATIONS		**0**	**0**	**0**	**6,014**
NET COST		**0**	**0**	**0**	**6,014**

COUNTY OF SANTA CRUZ
CAPITAL PROJECTS FUND 40400
BUDGET SUMMARY
2022-2023 ADOPTED BUDGET

SubFund	Title	Fund Balance Available 6/30/2022	Additional Financing Sources	Total Financing Sources	Financing Uses Expenditures
Fund 40400 --	MEASURE E CAPITAL PROJ (ALL-YR				
40400020	ST/IMP-SEISMIC UPGRADE(ALL-YR)	6,014	-	6,014	6,014
Total MEASURE E CAPITAL PROJ (ALL-YR		6,014	-	6,014	6,014
Total		6,014	-	6,014	6,014

COUNTY OF SANTA CRUZ
CAPITAL PROJECTS FUND 40400
REVENUE AND EXPENDITURE REQUIREMENTS BY PROJECT
2022-2023 ADOPTED BUDGET

Object	Title	2022-2023 Recommended Budget	Rebudget from 2021-2022	2022-2023 Adopted by the Board of Supervisors
Fund 40400 -- MEASURE E CAPITAL PROJ (ALL-YR				
SubFund 40400020 -- ST/IMP-SEISMIC UPGRADE(ALL-YR)				
GL Key 194020 -- (ALL-YR) S&I-SEISMIC UPGRADES				
Expenditures				
Character 80 -- FIXED ASSETS				
86110	BUILDINGS AND IMPROVEMENTS	-	6,014	6,014
Total FIXED ASSETS		-	6,014	6,014
Total Expenditures		-	6,014	6,014
Total (ALL-YR) S&I-SEISMIC UPGRADES		-	6,014	6,014

COUNTY OF SANTA CRUZ

DETAIL OF FINANCING SOURCES AND USES
GOVERNMENTAL FUNDS
FISCAL YEAR 2022-23

BUDGET UNIT: 19/00/00 -- PLANT ACQUISITION
FUNCTION: GENERAL GOVERNMENT
ACTIVITY: PLANT ACQUISITION
FUND: 42-100 CAPITAL PROJECTS CONTINGENCY FUND

Detail by Revenue and Expenditure Object		2020-21 Actuals	2021-22 Actual [x] Estimated [ ]	2022-23 Recommended Budget	2022-23 Adopted by the Board of Supervisors
REV FROM USE OF MONEY & PROP					
INTEREST	40430	482	41	30	30
TOTAL REV FROM USE OF MONEY & PROP		**482**	**41**	**30**	**30**
TOTAL REVENUE		**482**	**41**	**30**	**30**
INTRAFUND TRANSFERS					
INTRA-FUND TRF IN-OTHER	95225	43,100	60		
INTRA-FUND TRF OUT-OTHER	95226			65	46
TOTAL INTRAFUND TRANSFERS		**43,100**	**60**	**65**	**46**
TOTAL EXPENDITURES/APPROPRIATIONS		**43,100**	**60**	**65**	**46**
NET COST		**42,618**	**19**	**35**	**16**

COUNTY OF SANTA CRUZ
CAPITAL PROJECTS FUND 42100
BUDGET SUMMARY
2022-2023 ADOPTED BUDGET

SubFund	Title	Fund Balance Available 6/30/2022	Additional Financing Sources	Total Financing Sources	Financing Uses
Fund 42100 --	CAPITAL PROJECTS CONTINGENCY F				
42100001	CAPITAL PROJECTS CONTINGENCY F	16	30	46	46
Total CAPITAL PROJECTS CONTINGENCY F		16	30	46	46
Total		16	30	46	46

COUNTY OF SANTA CRUZ
CAPITAL PROJECTS FUND 42100
REVENUE AND EXPENDITURE REQUIREMENTS BY PROJECT
2022-2023 ADOPTED BUDGET

Object	Title	2022-2023 Recommended Budget	Other Budget Adjustments	2022-2023 Adopted by the Board of Supervisors
Fund 42100 -- CAPITAL PROJECTS CONTINGENCY F				
SubFund 42100001 -- CAPITAL PROJECTS CONTINGENCY F				
GL Key 197100 -- CAP PROJECTS CONTINGENCY				
Expenditures				
Character 95 -- INTRAFUND TRANSFERS				
95226	INTRA-FUND TRF OUT-OTHER	65	(19)	46
Total INTRAFUND TRANSFERS		65	(19)	46
Total Expenditures		65	(19)	46
Revenues				
Character 10 -- REV FROM USE OF MONEY & PROP				
40430	INTEREST	30	-	30
Total REV FROM USE OF MONEY & PROP		30	-	30
Total Revenues		30	-	30
Total CAP PROJECTS CONTINGENCY		35	(19)	16

COUNTY OF SANTA CRUZ

DETAIL OF FINANCING SOURCES AND USES
GOVERNMENTAL FUNDS
FISCAL YEAR 2022-23

BUDGET UNIT: 19/00/00 -- PLANT ACQUISITION
FUNCTION: GENERAL GOVERNMENT
ACTIVITY: PLANT ACQUISITION
FUND: 42-217 SOQUEL LINEAR PARK & PARKING

Detail by Revenue and Expenditure Object		2020-21 Actuals	2021-22 Actual [x] Estimated [ ]	2022-23 Recommended Budget	2022-23 Adopted by the Board of Supervisors
MISC. REVENUES					
CONTRIBUTIONS FROM OTHER FUNDS	42367	9,750			
TOTAL MISC. REVENUES		**9,750**	**0**	**0**	**0**
TOTAL REVENUE		**9,750**	**0**	**0**	**0**
FIXED ASSETS					
BUILDINGS AND IMPROVEMENTS	86110	112,354		8,691	8,701
TOTAL FIXED ASSETS		**112,354**	**0**	**8,691**	**8,701**
INTRAFUND TRANSFERS					
INTRA-FUND TRF IN-OTHER	95225	-43,100	-60	-65	-46
TOTAL INTRAFUND TRANSFERS		**-43,100**	**-60**	**-65**	**-46**
TOTAL EXPENDITURES/APPROPRIATIONS		**69,254**	**-60**	**8,626**	**8,655**
NET COST		**59,504**	**-60**	**8,626**	**8,655**

COUNTY OF SANTA CRUZ
CAPITAL PROJECTS FUND 42217
BUDGET SUMMARY
2022-2023 ADOPTED BUDGET

SubFund	Title	Fund Balance Available 6/30/2022	Additional Financing Sources	Total Financing Sources	Financing Uses
Fund 42217 --	SOQUEL LINEAR PARK & PARKING I				
42217001	SOQUEL LINEAR PARK & PARKING I	8,655	-	8,655	8,655
Total SOQUEL LINEAR PARK & PARKING I		8,655	-	8,655	8,655
Total		8,655	-	8,655	8,655

COUNTY OF SANTA CRUZ
CAPITAL PROJECTS FUND 42217
REVENUE AND EXPENDITURE REQUIREMENTS BY PROJECT
2022-2023 ADOPTED BUDGET

Object	Title	2022-2023 Recommended Budget	Other Budget Adjustments	2022-2023 Adopted by the Board of Supervisors
Fund 42217 -- SOQUEL LINEAR PARK & PARKING I				
SubFund 42217001 -- SOQUEL LINEAR PARK & PARKING I				
GL Key 197217 -- SOQ LINEAR PRK & PRKNG IMPR				
Expenditures				
Character 80 -- FIXED ASSETS				
86110	BUILDINGS AND IMPROVEMENTS	8,691	10	8,701
Total FIXED ASSETS		8,691	10	8,701
Character 95 -- INTRAFUND TRANSFERS				
95225	INTRA-FUND TRF IN-OTHER	(65)	19	(46)
Total INTRAFUND TRANSFERS		(65)	19	(46)
Total Expenditures		8,626	29	8,655
Total SOQ LINEAR PRK & PRKNG IMPR		8,626	29	8,655

COUNTY OF SANTA CRUZ

DETAIL OF FINANCING SOURCES AND USES
GOVERNMENTAL FUNDS
FISCAL YEAR 2022-23

BUDGET UNIT: 19/00/00 -- PLANT ACQUISITION
FUNCTION: GENERAL GOVERNMENT
ACTIVITY: PLANT ACQUISITION
FUND: 49-125 APTOS PARK

Detail by Revenue and Expenditure Object		2020-21 Actuals	2021-22 Actual [x] Estimated [ ]	2022-23 Recommended Budget	2022-23 Adopted by the Board of Supervisors
REV FROM USE OF MONEY & PROP					
INTEREST	40430	21	14	20	20
TOTAL REV FROM USE OF MONEY & PROP		**21**	**14**	**20**	**20**
TOTAL REVENUE		**21**	**14**	**20**	**20**
FIXED ASSETS					
LAND PURCHASE	86001			35	34
BUILDINGS AND IMPROVEMENTS	86110			3,026	3,026
TOTAL FIXED ASSETS		**0**	**0**	**3,061**	**3,060**
TOTAL EXPENDITURES/APPROPRIATIONS		**0**	**0**	**3,061**	**3,060**
NET COST		**-21**	**-14**	**3,041**	**3,040**

COUNTY OF SANTA CRUZ
CAPITAL PROJECTS FUND 49125
BUDGET SUMMARY
2022-2023 ADOPTED BUDGET

SubFund	Title	Fund Balance Available 6/30/2022	Additional Financing Sources Revenues	Total Financing Sources	Financing Uses
Fund 49125 --	APTOS PARK I-02 -SPECIAL				
49125001	APTOS PARK I-02 -SPECIAL	3,040	20	3,060	3,060
Total APTOS PARK I-02 -SPECIAL		3,040	20	3,060	3,060
Total		3,040	20	3,060	3,060

COUNTY OF SANTA CRUZ
CAPITAL PROJECTS FUND 49125
REVENUE AND EXPENDITURE REQUIREMENTS BY PROJECT
2022-2023 ADOPTED BUDGET

Object	Title	2022-2023 Recommended Budget	Other Budget Adjustments	2022-2023 Adopted by the Board of Supervisors
Fund 49125 -- APTOS PARK I-02 -SPECIAL				
SubFund 49125001 -- APTOS PARK I-02 -SPECIAL				
GL Key 194920 -- APTOS PARK I-02 -SPECIAL FD				
Expenditures				
Character 80 -- FIXED ASSETS				
86001	LAND PURCHASE	35	(1)	34
86110	BUILDINGS AND IMPROVEMENTS	3,026	-	3,026
Total FIXED ASSETS		3,061	(1)	3,060
Total Expenditures		3,061	(1)	3,060
Revenues				
Character 10 -- REV FROM USE OF MONEY & PROP				
40430	INTEREST	20	-	20
Total REV FROM USE OF MONEY & PROP		20	-	20
Total Revenues		20	-	20
Total APTOS PARK I-02 -SPECIAL FD		3,041	(1)	3,040

COUNTY OF SANTA CRUZ

DETAIL OF FINANCING SOURCES AND USES
GOVERNMENTAL FUNDS
FISCAL YEAR 2022-23

BUDGET UNIT: 19/00/00 -- PLANT ACQUISITION
FUNCTION: GENERAL GOVERNMENT
ACTIVITY: PLANT ACQUISITION
FUND: 49-130 LIVE OAK PARK

Detail by Revenue and Expenditure Object		2020-21 Actuals	2021-22 Actual [x] Estimated [ ]	2022-23 Recommended Budget	2022-23 Adopted by the Board of Supervisors
REV FROM USE OF MONEY & PROP					
INTEREST	40430	398	265	300	300
TOTAL REV FROM USE OF MONEY & PROP		**398**	**265**	**300**	**300**
TOTAL REVENUE		**398**	**265**	**300**	**300**
FIXED ASSETS					
LAND PURCHASE	86001			11,454	11,469
BUILDINGS AND IMPROVEMENTS	86110			46,935	46,935
TOTAL FIXED ASSETS		**0**	**0**	**58,389**	**58,404**
TOTAL EXPENDITURES/APPROPRIATIONS		**0**	**0**	**58,389**	**58,404**
NET COST		**-398**	**-265**	**58,089**	**58,104**

COUNTY OF SANTA CRUZ
CAPITAL PROJECTS FUND 49130
BUDGET SUMMARY
2022-2023 ADOPTED BUDGET

SubFund	Title	Fund Balance Available 6/30/2022	Additional Financing Sources	Total Financing Sources	Financing Uses
Fund 49130 -- LIVE OAK PARK I-03-SPECIAL					
49130001	LIVE OAK PARK I-03-SPECIAL	58,104	300	58,404	58,404
Total LIVE OAK PARK I-03-SPECIAL		58,104	300	58,404	58,404
Total		58,104	300	58,404	58,404

COUNTY OF SANTA CRUZ
CAPITAL PROJECTS FUND 49130
REVENUE AND EXPENDITURE REQUIREMENTS BY PROJECT
2022-2023 ADOPTED BUDGET

Object	Title	2022-2023 Recommended Budget	Other Budget Adjustments	2022-2023 Adopted by the Board of Supervisors
Fund 49130 -- LIVE OAK PARK I-03-SPECIAL				
SubFund 49130001 -- LIVE OAK PARK I-03-SPECIAL				
GL Key 194926 -- LIVE OAK PARK I-03 -SPECIAL FD				
Expenditures				
Character 80 -- FIXED ASSETS				
86001	LAND PURCHASE	11,454	15	11,469
86110	BUILDINGS AND IMPROVEMENTS	46,935	-	46,935
Total FIXED ASSETS		58,389	15	58,404
Total Expenditures		58,389	15	58,404
Revenues				
Character 10 -- REV FROM USE OF MONEY & PROP				
40430	INTEREST	300	-	300
Total REV FROM USE OF MONEY & PROP		300	-	300
Total Revenues		300	-	300
Total LIVE OAK PARK I-03 -SPECIAL FD		58,089	15	58,104

COUNTY OF SANTA CRUZ

DETAIL OF FINANCING SOURCES AND USES
GOVERNMENTAL FUNDS
FISCAL YEAR 2022-23

BUDGET UNIT: 19/00/00 -- PLANT ACQUISITION
FUNCTION: GENERAL GOVERNMENT
ACTIVITY: PLANT ACQUISITION
FUND: 49-150 SOQUEL PARK

Detail by Revenue and Expenditure Object		2020-21 Actuals	2021-22 Actual [x] Estimated [ ]	2022-23 Recommended Budget	2022-23 Adopted by the Board of Supervisors
REV FROM USE OF MONEY & PROP					
INTEREST	40430	232	134	130	130
TOTAL REV FROM USE OF MONEY & PROP		**232**	**134**	**130**	**130**
TOTAL REVENUE		**232**	**134**	**130**	**130**
FIXED ASSETS					
LAND PURCHASE	86001			260	264
BUILDINGS AND IMPROVEMENTS	86110	8,075	652	15,777	28,984
TOTAL FIXED ASSETS		**8,075**	**652**	**16,037**	**29,248**
TOTAL EXPENDITURES/APPROPRIATIONS		**8,075**	**652**	**16,037**	**29,248**
NET COST		**7,843**	**518**	**15,907**	**29,118**

COUNTY OF SANTA CRUZ
CAPITAL PROJECTS FUND 49150
BUDGET SUMMARY
2022-2023 ADOPTED BUDGET

SubFund	Title	Fund Balance Available 6/30/2022	Additional Financing Sources	Total Financing Sources	Financing Uses
Fund 49150 --	SOQUEL PARK II-07 -SPECIAL				
49150001	SOQUEL PARK II-07 -SPECIAL	29,118	130	29,248	29,248
Total SOQUEL PARK II-07 -SPECIAL		29,118	130	29,248	29,248
Total		29,118	130	29,248	29,248

COUNTY OF SANTA CRUZ
CAPITAL PROJECTS FUND 49150
REVENUE AND EXPENDITURE REQUIREMENTS BY PROJECT
2022-2023 ADOPTED BUDGET

Object	Title	2022-2023 Recommended Budget	Encumbrance Carryover from 2021-2022	Other Budget Adjustments	2022-2023 Adopted by the Board of Supervisors
Fund 49150 -- SOQUEL PARK II-07 -SPECIAL					
SubFund 49150001 -- SOQUEL PARK II-07 -SPECIAL					
GL Key 194933 -- SOQUEL PARK II-07 -SPECIAL FD					
Expenditures					
Character 80 -- FIXED ASSETS					
86001	LAND PURCHASE	260	-	4	264
86110	BUILDINGS AND IMPROVEMENTS	15,777	13,207	-	28,984
Total FIXED ASSETS		16,037	13,207	4	29,248
Total Expenditures		16,037	13,207	4	29,248
Revenues					
Character 10 -- REV FROM USE OF MONEY & PROP					
40430	INTEREST	130	-	-	130
Total REV FROM USE OF MONEY & PROP		130	-	-	130
Total Revenues		130	-	-	130
Total SOQUEL PARK II-07 -SPECIAL FD		15,907	13,207	4	29,118

This Page Intentionally Left Blank

SUMMARY OF ALLOWED POSITIONS

This Page Intentionally Left Blank

County of Santa Cruz

2022-23 Adopted Budget

Summary of Allowed, Recommended and Adopted Positions

Department	Allow 2021-22	Total 2021-22	Recommend 2022-23	Adopted 2022-23	Change 2022-23	Unfunded 2022-23
General Government						
Assessor-Recorder	35.00	35.00	35.00	35.00	-	7.00
Auditor-Controller-Treasurer-Tax Collector	44.25	44.25	44.55	44.55	0.30	2.55
Board of Supervisors	17.00	17.00	17.00	17.00	-	-
County Administrative Office	18.75	19.75	21.00	21.00	1.25	-
County Clerk - Elections	14.00	14.00	14.00	14.00	-	-
County Counsel	20.50	20.50	20.50	20.50	-	0.50
General Services	59.00	59.00	62.00	62.00	3.00	1.00
Information Services	66.00	68.00	70.00	68.00	-	7.00
Personnel and Risk Management	39.00	42.00	43.00	43.00	1.00	1.00
General Government Total	313.50	319.50	327.05	325.05	5.55	19.05
Health and Human Services						
Child Support Services	34.00	34.00	33.00	33.00	(1.00)	2.00
Health Services Agency	649.60	747.00	760.90	755.90	8.90	3.00
Human Services Department	621.50	603.50	566.00	577.00	(26.50)	8.00
Health and Human Services Total	1,305.10	1,384.50	1,359.90	1,365.90	(18.60)	13.00
Land Use and Community Services						
Agricultural Commissioner	28.81	28.81	27.81	27.81	(1.00)	1.00
Agricultural Extension	1.00	1.00	1.00	1.00	-	-
Cannabis Licensing	4.50	5.00	4.25	4.25	(0.75)	1.00
Community Development and Infrastructure	341.75	342.25	353.25	356.25	14.00	7.00
Parks, Open Space, and Cultural Services	51.00	53.50	54.50	54.50	1.00	4.50
Land Use and Community Services Total	427.06	430.56	440.81	443.81	13.25	13.50
Public Safety and Justice						
District Attorney	106.00	106.00	107.00	107.00	1.00	1.00
Office of Response, Recovery, and Resilience	4.00	5.00	5.00	5.00	-	-
Probation	129.50	132.50	133.00	133.00	0.50	1.00
Public Defender	37.00	50.00	56.00	57.00	7.00	-
Sheriff-Coroner	364.50	367.50	367.50	367.50	-	23.50
Public Safety and Justice Total	641.00	661.00	668.50	669.50	8.50	25.50
Grand Total	**2,686.66**	**2,795.56**	**2,796.26**	**2,804.26**	**8.70**	**71.05**

Classification	Allow 2021-22	Total 2021-22	Recommend 2022-23	Adopted 2022-23	Change 2022-23	Unfunded 2022-23
General Government						
Assessor-Recorder						
Assessor						
APPRAISER I	-	2.00	2.00	2.00	-	-
APPRAISER II	6.00	4.00	4.00	4.00	-	1.00
ASSESSMENT CLERK	1.00	1.00	1.00	1.00	-	-
ASSESSMENT TECHNICIAN	6.00	6.00	6.00	6.00	-	-
ASSESSOR-RECORDER	1.00	1.00	1.00	1.00	-	-
AUDITOR - APPRAISER II	2.00	2.00	2.00	2.00	-	-
AUDITOR -APPRAISER III	1.00	1.00	1.00	1.00	-	1.00
CHF AUDITOR APPRAISER	1.00	1.00	1.00	1.00	-	-
CHF DEP ASSESSOR-VALU	2.00	2.00	2.00	2.00	-	-
CHF OF ASSESSMENT STDS	1.00	1.00	1.00	1.00	-	1.00
GEO INFO SYS TECH II	2.00	2.00	2.00	2.00	-	1.00
IT SUPP SVCS ANLST II	1.00	1.00	1.00	1.00	-	1.00
SR APPRAISER	2.00	2.00	2.00	2.00	-	-
Assessor Total	26.00	26.00	26.00	26.00	-	5.00
Recorder						
ASST RECORDER	1.00	1.00	1.00	1.00	-	-
LEGAL DOCUMENT EXAMINR	6.00	6.00	6.00	6.00	-	2.00
RECORDING SVCS SUPV	1.00	1.00	1.00	1.00	-	-
SR ACCOUNT CLERK	1.00	1.00	1.00	1.00	-	-
Recorder Total	9.00	9.00	9.00	9.00	-	2.00
Assessor-Recorder Total	35.00	35.00	35.00	35.00	-	7.00
Auditor-Controller-Treasurer-Tax Collector						
Audit and Systems Management						
AUDIT/SYSTEMS MGR	1.00	1.00	1.00	1.00	-	-
AUDITOR I	4.00	2.00	2.00	2.00	-	-
AUDITOR II	1.00	2.00	2.00	2.00	-	-
AUDITOR III	1.00	2.00	2.00	2.00	-	-
Audit and Systems Management Total	7.00	7.00	7.00	7.00	-	-
Central Collections						
COLLECTION OFFICER	1.00	1.00	1.00	1.00	-	-
SR ACCOUNTING TECH	2.00	2.00	2.00	2.00	-	-
Central Collections Total	3.00	3.00	3.00	3.00	-	-
Claims Services						
ACCOUNTING TECHNICIAN	2.00	2.00	2.00	2.00	-	-
SR ACCOUNTING TECH	1.00	1.00	1.00	1.00	-	-
Claims Services Total	3.00	3.00	3.00	3.00	-	-
General Accounting						
ACCOUNTANT I	-	-	1.00	1.00	1.00	-
ACCOUNTANT II	2.00	2.00	2.00	2.00	-	-
ACCOUNTANT III	1.00	1.00	-	-	(1.00)	-
ACCOUNTING ANALYST	2.00	2.00	2.00	2.00	-	-
ACCOUNTING MANAGER	2.00	2.00	2.00	2.00	-	-
ACCOUNTING TECHNICIAN	2.00	2.00	2.00	2.00	-	-
AUD-CONT-TREAS-TAX COL	1.00	1.00	1.00	1.00	-	-
CHF DEP AUD-CONTROLLER	1.00	1.00	1.00	1.00	-	-

Classification	Allow 2021-22	Total 2021-22	Recommend 2022-23	Adopted 2022-23	Change 2022-23	Unfunded 2022-23
IT BUS SYS ANALYST	1.00	1.00	1.00	1.00	-	1.00
OFFICE ASSISTANT III	-	1.00	1.00	1.00	-	-
SR ACCOUNT CLERK	0.55	0.55	0.55	0.55	-	0.55
SR ACCOUNTANT-AUDITOR	1.00	1.00	1.00	1.00	-	1.00
SR RECEPTIONIST	1.00	-	-	-	-	-
TREASURY/TAX COLL MGR	-	-	-	-	-	-
General Accounting Total	14.55	14.55	14.55	14.55	-	2.55
Payroll Services						
ACCOUNTING TECHNICIAN	3.85	3.85	4.00	4.00	0.15	-
PAYROLL SUPERVISOR	1.00	1.00	1.00	1.00	-	-
Payroll Services Total	4.85	4.85	5.00	5.00	0.15	-
Property Tax Administration						
ACCOUNTING TECHNICIAN	1.85	1.85	2.00	2.00	0.15	-
PROPERTY TAX SPEC.	1.00	1.00	1.00	1.00	-	-
TAX MANAGER	1.00	1.00	1.00	1.00	-	-
Property Tax Administration Total	3.85	3.85	4.00	4.00	0.15	-
Tax Collection Services						
ACCOUNTING TECHNICIAN	3.00	3.00	3.00	3.00	-	-
Tax Collection Services Total	3.00	3.00	3.00	3.00	-	-
Treasury Management						
ACCOUNT CLERK	1.00	1.00	1.00	1.00	-	-
ACCOUNTING TECHNICIAN	1.00	1.00	1.00	1.00	-	-
INVESTMENT OFFICER	1.00	1.00	1.00	1.00	-	-
SR ACCOUNTING TECH	1.00	1.00	1.00	1.00	-	-
SR DEPTL ADMIN ANALYST	1.00	1.00	1.00	1.00	-	-
Treasury Management Total	5.00	5.00	5.00	5.00	-	-
Auditor-Controller-Treasurer-Tax Collector Total	44.25	44.25	44.55	44.55	0.30	2.55
Board of Supervisors						
Board of Supervisors						
CHAIRPERSON BD OF SUPV	1.00	1.00	1.00	1.00	-	-
COUNTY SUPERVISOR	4.00	4.00	4.00	4.00	-	-
COUNTY SVRS ANALYST	11.00	11.00	11.00	11.00	-	-
SR RECEPTIONIST	1.00	1.00	1.00	1.00	-	-
Board of Supervisors Total	17.00	17.00	17.00	17.00	-	-
Board of Supervisors Total	17.00	17.00	17.00	17.00	-	-
County Administrative Office						
Clerk of the Board						
ADMIN AIDE	2.00	2.00	2.00	2.00	-	-
ASST/DEPTL/SR ADMIN ANLST	-	-	1.00	1.00	1.00	-
CHF DEP CLK-BD OF SUPV	1.00	1.00	1.00	1.00	-	-
DEPTL ADMIN ANALYST	1.00	1.00	1.00	1.00	-	-
Clerk of the Board Total	4.00	4.00	5.00	5.00	1.00	-
County Administrative Office						
ADMIN AIDE	1.00	1.00	1.00	1.00	-	-
ASSOC ADMIN ANALYST	1.00	-	-	-	-	-
ASST COUNTY ADMIN OFF	2.00	2.00	2.00	2.00	-	-
COUNTY ADMIN OFFICER	1.00	1.00	1.00	1.00	-	-
COUNTY BUDGET MANAGER	1.00	1.00	1.00	1.00	-	-

Classification	Allow 2021-22	Total 2021-22	Recommend 2022-23	Adopted 2022-23	Change 2022-23	Unfunded 2022-23
COUNTY PUB INFO OFF	1.00	1.00	1.00	1.00	-	-
DEPUTY CAO	1.00	1.00	1.00	1.00	-	-
ECONOMIC DEV COORD	0.75	0.75	1.00	1.00	0.25	-
EXEC SECRETARY-CAO	1.00	1.00	1.00	1.00	-	-
PRINCIPAL ADMIN ANLYST	1.00	1.00	1.00	1.00	-	-
SR ADMIN ANALYST	3.00	5.00	5.00	5.00	-	-
SR RECEPTIONIST	1.00	1.00	1.00	1.00	-	-
County Administrative Office Total	14.75	15.75	16.00	16.00	0.25	-
County Administrative Office Total	18.75	19.75	21.00	21.00	1.25	-
County Clerk - Elections						
Clerk Services						
CLERK III	2.00	2.00	2.00	2.00	-	-
PROGRAM COORDINATOR	1.00	1.00	1.00	1.00	-	-
RECEPTIONIST	1.00	1.00	1.00	1.00	-	-
Clerk Services Total	4.00	4.00	4.00	4.00	-	-
Elections						
ASST COUNTY CLERK	-	-	1.00	1.00	1.00	-
COUNTY CLERK	1.00	1.00	1.00	1.00	-	-
IT SUPP SVCS ANLST II	1.00	1.00	1.00	1.00	-	-
IT SYS ADMIN ANLST I	-	-	1.00	1.00	1.00	-
IT SYS ADMIN ANLST III	1.00	1.00	-	-	(1.00)	-
PROGRAM COORDINATOR	5.00	5.00	5.00	5.00	-	-
SR ACCOUNT CLERK	1.00	1.00	1.00	1.00	-	-
SR DEPTL ADMIN ANALYST	1.00	1.00	-	-	(1.00)	-
Elections Total	10.00	10.00	10.00	10.00	-	-
County Clerk - Elections Total	14.00	14.00	14.00	14.00	-	-
County Counsel						
County Counsel						
ADMIN AIDE	-	1.00	1.00	1.00	-	-
ATTY II - CO COUNSEL	-	-	-	-	-	-
ATTY III - CO COUNSEL	1.00	3.00	2.00	2.00	(1.00)	-
ATTY IV - CO COUNSEL	10.50	8.50	9.50	9.50	1.00	0.50
CHF ASST CO COUNSEL	1.00	1.00	1.00	1.00	-	-
COUNTY COUNSEL	1.00	1.00	1.00	1.00	-	-
LEGAL SECRETARY I	2.00	2.00	1.00	1.00	(1.00)	-
LEGAL SECRETARY II	1.00	1.00	2.00	2.00	1.00	-
OFFICE ASSISTANT III	1.00	1.00	1.00	1.00	-	-
PARALEGAL	1.00	1.00	1.00	1.00	-	-
SR LEGAL SECRETARY	2.00	1.00	1.00	1.00	-	-
County Counsel Total	20.50	20.50	20.50	20.50	-	0.50
County Counsel Total	20.50	20.50	20.50	20.50	-	0.50
General Services						
Central Stores						
WAREHOUSE SUPERVISOR	1.00	1.00	1.00	1.00	-	-
WAREHOUSE WORKER	1.00	1.00	1.00	1.00	-	-
Central Stores Total	2.00	2.00	2.00	2.00	-	-
Facilities Management						
BLDG CONSTR PROJ MGR	1.00	1.00	1.00	1.00	-	-

Classification	Allow 2021-22	Total 2021-22	Recommend 2022-23	Adopted 2022-23	Change 2022-23	Unfunded 2022-23
BLDG EQUIP MECHANIC	1.00	1.00	1.00	1.00	-	-
BLDG MAINT SUPVR	1.00	1.00	1.00	1.00	-	-
BLDG MAINT WORKER I	1.00	1.00	2.00	2.00	1.00	-
BLDG MAINT WORKER II	4.00	4.00	4.00	4.00	-	-
BLDG MAINT WORKER III	2.00	2.00	2.00	2.00	-	-
CLERK I	-	-	1.00	1.00	1.00	-
COUNTY SAFETY OFFICER	1.00	1.00	-	-	(1.00)	-
CUSTODIAL SERVICES MGR	-	-	1.00	1.00	1.00	-
CUSTODIAN	19.00	19.00	20.00	20.00	1.00	-
CUSTODIAN LEADWORKER	2.00	2.00	2.00	2.00	-	-
DEPTY DIR-GEN SVCS	1.00	1.00	1.00	1.00	-	-
MAINT CUSTODIAN	1.00	1.00	1.00	1.00	-	1.00
MAINT ELECTRICIAN	1.00	1.00	1.00	1.00	-	-
MAINT ELECTRO/MECH WKR	1.00	1.00	1.00	1.00	-	-
MAINT PLUMBER	2.00	2.00	2.00	2.00	-	-
OFFICE ASSISTANT III	1.00	1.00	1.00	1.00	-	-
PROGRAM COORDINATOR	-	1.00	1.00	1.00	-	-
SR BLDG EQUIP MECHANIC	1.00	1.00	1.00	1.00	-	-
SR MAINT ELECTRICIAN	1.00	1.00	1.00	1.00	-	-
SUPVG CUSTODIAN	2.00	2.00	2.00	2.00	-	-
Facilities Management Total	43.00	44.00	47.00	47.00	3.00	1.00
General Services Administration						
ASST DEPTL ADMIN ANLST	1.00	1.00	1.00	1.00	-	-
DEPTY DIR-GEN SVCS	1.00	1.00	1.00	1.00	-	-
DIR OF GENERAL SVCS	1.00	1.00	1.00	1.00	-	-
PERSONNEL PAYROLL CLK	1.00	1.00	1.00	1.00	-	-
SR ACCOUNTING TECH	2.00	2.00	2.00	2.00	-	-
General Services Administration Total	6.00	6.00	6.00	6.00	-	-
Purchasing						
BUYER	1.00	1.00	1.00	1.00	-	-
DIV MGR - GENERAL SVCS	-	1.00	1.00	1.00	-	-
PURCHASING & CONTRACTS MGR	1.00	-	-	-	-	-
SR BUYER	1.00	1.00	1.00	1.00	-	-
Purchasing Total	3.00	3.00	3.00	3.00	-	-
Service Center and Fleet						
AUTOMOTIVE MECHANIC	2.00	2.00	2.00	2.00	-	-
CLERK III	2.00	1.00	1.00	1.00	-	-
SR AUTOMOTIVE MECHANIC	1.00	1.00	1.00	1.00	-	-
Service Center and Fleet Total	5.00	4.00	4.00	4.00	-	-
General Services Total	59.00	59.00	62.00	62.00	3.00	1.00
Information Services						
Administration						
ACCOUNTANT III	1.00	1.00	1.00	1.00	-	-
ACCOUNTING TECHNICIAN	1.00	1.00	1.00	1.00	-	-
ADMIN SERVICES MANAGER	1.00	1.00	1.00	1.00	-	-
DIR OF INFO SERVICES	1.00	1.00	1.00	1.00	-	-
SR ACCOUNTING TECH	1.00	1.00	1.00	1.00	-	-
Administration Total	5.00	5.00	5.00	5.00	-	-

Classification	Allow 2021-22	Total 2021-22	Recommend 2022-23	Adopted 2022-23	Change 2022-23	Unfunded 2022-23
Applications						
CLERK III	1.00	1.00	1.00	1.00	-	-
DUPL EQUIP OPR III	1.00	1.00	1.00	1.00	-	-
GIS ANALYST II	1.00	1.00	1.00	1.00	-	-
GIS ANALYST III	1.00	1.00	1.00	1.00	-	-
GIS MANAGER	1.00	1.00	1.00	1.00	-	-
IT APP DEV/SUP ANL II	5.00	5.00	5.00	5.00	-	2.00
IT APP DEV/SUP ANL III	9.00	9.00	9.00	9.00	-	1.00
IT APP DEV/SUP SUPV	2.00	2.00	2.00	2.00	-	-
IT MANAGER III	1.00	1.00	2.00	2.00	1.00	-
Applications Total	22.00	22.00	23.00	23.00	1.00	3.00
Radio Shop						
COMM TECHNICIAN I	2.00	2.00	2.00	2.00	-	-
COMM TECHNICIAN II	2.00	2.00	2.00	2.00	-	-
COMMUNICATIONS MANAGER	1.00	1.00	1.00	1.00	-	-
OFFICE ASSISTANT III	1.00	1.00	1.00	1.00	-	-
SR COMM TECHNICIAN	1.00	1.00	1.00	1.00	-	1.00
Radio Shop Total	7.00	7.00	7.00	7.00	-	1.00
Technology Infrastructure						
ASST DIR OF INFO SVCS	2.00	2.00	2.00	2.00	-	1.00
INFO SVCS DIVSIN MGR	1.00	1.00	1.00	1.00	-	1.00
IT BUS SYS ANALYST	1.00	1.00	2.00	2.00	1.00	-
IT NET/COMM ANLST I	4.00	4.00	4.00	4.00	-	1.00
IT NET/COMM ANLST II	1.00	1.00	-	-	(1.00)	-
IT NET/COMM ANLST III	2.00	2.00	3.00	2.00	-	-
IT NET/COMM SUPV	-	1.00	1.00	1.00	-	
IT SUPP SVCS ANLST II	5.00	5.00	5.00	5.00	-	-
IT SUPP SVCS ANLST III	5.00	5.00	5.00	5.00	-	-
IT SUPP SVCS SUPV	1.00	1.00	1.00	1.00	-	-
IT SYS ADMIN ANLST II	4.00	5.00	5.00	4.00	(1.00)	-
IT SYS ADMIN ANLST III	5.00	5.00	5.00	5.00	-	-
IT SYS ADMIN SUPV	1.00	1.00	1.00	1.00	-	-
Technology Infrastructure Total	32.00	34.00	35.00	33.00	(1.00)	3.00
Information Services Total	66.00	68.00	70.00	68.00	-	7.00
Personnel and Risk Management						
Personnel						
ASSOC PERSONNEL ANLST	6.00	7.00	6.00	6.00	(1.00)	-
ASST PERS ANALYST(MT)	2.00	2.00	2.00	2.00	-	-
COMMISSIONS COORD.	1.00	1.00	1.00	1.00	-	-
DEPTY DIR-PERSONNEL	1.00	1.00	1.00	1.00	-	-
EMPLOYEE REL PROG MGR	1.00	1.00	1.00	1.00	-	-
EQUAL EMPMT OP OFFICER	1.00	1.00	1.00	1.00	-	-
PERSONNEL CLERK	2.00	2.00	2.00	2.00	-	-
PERSONNEL DIRECTOR	1.00	1.00	1.00	1.00	-	-
PERSONNEL TECHNICIAN	6.00	8.00	8.00	8.00	-	1.00
PRINCIPAL PERS ANALYST	2.00	2.00	4.00	4.00	2.00	-
SR PERSONNEL ANALYST	3.00	3.00	2.00	2.00	(1.00)	-
SR RECEPTIONIST	1.00	1.00	1.00	1.00	-	-

Classification	Allow 2021-22	Total 2021-22	Recommend 2022-23	Adopted 2022-23	Change 2022-23	Unfunded 2022-23
Personnel Total	27.00	30.00	30.00	30.00	-	1.00
Risk Management Administration						
ADMIN SVCS OFF I	1.00	1.00	1.00	1.00	-	-
ASSOC PERSONNEL ANLST	1.00	1.00	1.00	1.00	-	-
COUNTY SAFETY OFFICER	-	-	1.00	1.00	1.00	-
PERSONNEL CLERK	1.00	1.00	1.00	1.00	-	-
PERSONNEL TECHNICIAN	3.00	3.00	3.00	3.00	-	-
PRINCIPAL PERS ANALYST	1.00	1.00	1.00	1.00	-	-
PROGRAM COORDINATOR	2.00	2.00	2.00	2.00	-	-
RISK MANAGER	1.00	1.00	1.00	1.00	-	-
SR ACCOUNT CLERK	1.00	1.00	1.00	1.00	-	-
SR PERSONNEL ANALYST	1.00	1.00	1.00	1.00	-	-
Risk Management Administration Total	12.00	12.00	13.00	13.00	1.00	-
Personnel and Risk Management Total	39.00	42.00	43.00	43.00	1.00	1.00
General Government Total	313.50	319.50	327.05	325.05	5.55	19.05
Health and Human Services						
Child Support Services						
Child Support Services						
ACCOUNTING TECHNICIAN	1.00	1.00	1.00	1.00	-	-
ADMIN SERVICES MANAGER	1.00	1.00	1.00	1.00	-	-
ASST DEPTL ADMIN ANLST	-	-	1.00	1.00	1.00	-
CHILD SUPPORT ATTY III	2.00	2.00	2.00	2.00	-	-
CHILD SUPPORT MANAGER	1.00	1.00	1.00	1.00	-	-
CHILD SUPPORT SPEC II	16.00	16.00	15.00	15.00	(1.00)	2.00
CHILD SUPPORT SPEC III	3.00	3.00	3.00	3.00	-	-
CLERICAL SUPVR II	1.00	1.00	1.00	1.00	-	-
DIR OF CHILD SUP SVCS	1.00	1.00	1.00	1.00	-	-
LEGAL PROCESS CLERK II	1.00	1.00	1.00	1.00	-	-
OFFICE ASSISTANT II	1.00	1.00	-	-	(1.00)	-
OFFICE ASSISTANT III	1.00	1.00	1.00	1.00	-	-
SR ACCOUNTING TECH	2.00	2.00	2.00	2.00	-	-
STAFF DEVELOP TRAINER	1.00	1.00	1.00	1.00	-	-
SUPVG CHILD SUPPT SPEC	2.00	2.00	2.00	2.00	-	-
Child Support Services Total	34.00	34.00	33.00	33.00	(1.00)	2.00
Child Support Services Total	34.00	34.00	33.00	33.00	(1.00)	2.00
Health Services Agency						
Administration						
ACCOUNTANT I	2.00	2.00	2.00	2.00	-	-
ACCOUNTANT II	2.00	2.00	2.00	2.00	-	-
ACCOUNTANT III	4.00	5.00	5.00	5.00	-	-
ACCOUNTING TECHNICIAN	7.00	8.00	8.00	8.00	-	-
ADMIN AIDE	1.00	2.00	2.00	2.00	-	-
ADMIN SERVICES MANAGER	-	1.00	1.00	1.00	-	-
ASST CHF FISCL SVC-HSA	1.00	1.00	1.00	1.00	-	-
ASST DEPTL ADMIN ANLST	-	-	1.00	1.00	1.00	-
ASST DIR - HSA or HSD	1.00	3.00	2.00	2.00	(1.00)	-
CHF OF FISCAL SERVICES	1.00	1.00	1.00	1.00	-	-
CLERK II	1.00	1.00	1.00	1.00	-	-

Classification	Allow 2021-22	Total 2021-22	Recommend 2022-23	Adopted 2022-23	Change 2022-23	Unfunded 2022-23
DEPTL ADMIN ANALYST	3.00	3.00	3.00	3.00	-	-
DIR OF ADMIN SERVICES	1.00	1.00	1.00	1.00	-	-
EXECUTIVE SECRETARY	1.00	1.00	1.00	1.00	-	-
HEALTH SVCS AGENCY DIR	1.00	1.00	1.00	1.00	-	-
IT APP DEV/SUP ANL II	2.00	2.00	2.00	2.00	-	-
IT APP DEV/SUP ANL III	3.00	3.00	3.00	3.00	-	-
IT APP DEV/SUP SUPV	1.00	1.00	1.00	1.00	-	-
IT MANAGER III	1.00	1.00	1.00	1.00	-	-
IT SUPP SVCS ANLST II	3.00	4.00	4.00	4.00	-	-
IT SUPP SVCS ANLST III	-	1.00	1.00	1.00	-	-
MED SVCS DIR-HLTH OFF	0.20	0.20	0.40	0.40	0.20	-
OFFICE ASSISTANT III	1.00	1.00	1.00	1.00	-	-
SR ACCOUNTING TECH	2.00	2.00	2.00	2.00	-	-
SR DEPTL ADMIN ANALYST	4.00	5.00	5.00	5.00	-	-
SR HEALTH SVCS MGR	1.00	1.00	2.00	2.00	1.00	-
Administration Total	44.20	53.20	54.40	54.40	1.20	-
Behavioral Health						
ACCOUNTING TECHNICIAN	1.00	1.00	1.00	1.00	-	-
ADMIN AIDE	5.00	7.00	7.00	6.00	(1.00)	-
ADMIN SERVICES MANAGER	1.00	1.00	1.00	1.00	-	-
ADMIN SVCS OFF II	1.00	1.00	1.00	1.00	-	-
ASSOC HUM SVCS ANALYST	1.00	-	-	-	-	-
BEHAV HLTH PROGRAM MGR	8.00	10.00	10.00	11.00	1.00	-
CHIEF OF PSYCHIATRY	0.75	0.75	0.75	0.75	-	-
CLERICAL SUPVR I	1.00	1.00	1.00	1.00	-	-
CLERICAL SUPVR II	2.00	2.00	2.00	2.00	-	-
CLINIC NURSE II	2.00	4.00	4.00	4.00	-	-
CLINIC NURSE III	1.00	1.00	1.00	1.00	-	-
CLINICAL PSYCHOLOGIST	8.00	8.00	8.00	8.00	-	-
COMM MENTAL HLTH AIDE	-	1.00	4.00	4.00	3.00	-
DEP DIR MH SUB ABUSE	1.00	1.00	1.00	1.00	-	-
DEPTL ADMIN ANALYST	3.00	4.00	5.00	5.00	1.00	-
DEPUTY PUBLIC GUARDIAN	5.00	5.00	5.00	-	(5.00)	-
DIR MENTAL HLTH SVCS	1.00	1.00	1.00	1.00	-	-
HEALTH EDUCATOR	-	-	1.00	1.00	1.00	-
HEALTH PROGRAM SPEC	2.00	2.00	2.00	2.00	-	-
HEALTH SERVICES MGR	1.00	3.00	2.00	2.00	(1.00)	-
HLTH CLIENT BENEFT REP	5.00	5.00	5.00	5.00	-	-
IT BUS SYS ANALYST	2.00	3.00	3.00	3.00	-	-
MED CARE PROG ELIG SUP	1.00	1.00	1.00	1.00	-	-
MEDICAL ASSISTANT	8.00	8.00	8.00	8.00	-	-
MEDICAL BILLING TECH	8.00	8.00	8.00	8.00	-	-
MH CLIENT SPEC I	42.50	43.50	42.00	42.00	(1.50)	-
MH FEE CLERK	5.00	5.00	5.00	5.00	-	-
MH SUPVG CLIENT SPEC	16.00	18.00	19.00	19.00	1.00	1.00
MH UTILIZ REVIEW SPEC	8.00	8.00	8.00	8.00	-	-
OCC. THERA - MEN HLTH	2.00	2.00	2.00	2.00	-	-
OFFICE ASSISTANT II	1.00	1.00	-	-	(1.00)	-

Classification	Allow 2021-22	Total 2021-22	Recommend 2022-23	Adopted 2022-23	Change 2022-23	Unfunded 2022-23
OFFICE ASSISTANT III	11.00	11.00	12.00	12.00	1.00	-
PHYS ASST/NURSE PRACT	3.00	3.00	3.00	3.00	-	-
PROGRAM COORDINATOR	4.00	7.00	7.00	7.00	-	-
PSYCH MH NURSE PRACT	4.50	5.50	5.50	5.50	-	-
PSYCHIATRIC MED DIR	1.00	2.00	2.00	2.00	-	-
PSYCHIATRIST	10.50	11.00	10.00	10.00	(1.00)	-
PUB GUARDIAN/CONSERV	1.00	-	-	-	-	-
SR ACCOUNTING TECH	1.00	1.00	1.00	1.00	-	-
SR BEHAVIORAL HLTH MGR	5.00	5.00	5.00	5.00	-	-
SR CASE DATA CLERK	2.00	2.00	2.00	2.00	-	-
SR DEPTL ADMIN ANALYST	4.00	4.00	4.00	4.00	-	-
SR HEALTH EDUCATOR	3.00	3.00	1.00	1.00	(2.00)	-
SR HEALTH SVCS MGR	2.00	2.00	2.00	2.00	-	-
SR MED BILLING TECH	1.00	1.00	1.00	1.00	-	-
SR MH CLIENT SPEC I	70.80	77.80	78.80	78.80	1.00	-
SR STF DEVEL TRAINER	1.00	1.00	1.00	1.00	-	-
Behavioral Health Total	268.05	292.55	294.05	289.05	(3.50)	1.00
Clinic Services						
ACCOUNTING TECHNICIAN	2.00	2.00	2.00	2.00	-	-
ADMIN AIDE	3.00	3.00	3.00	3.00	-	-
ADMIN SERVICES MANAGER	1.00	1.00	1.00	1.00	-	-
ADMIN SVCS OFF II	2.00	2.00	2.00	2.00	-	-
BEHAV HLTH PROGRAM MGR	1.00	1.00	1.00	1.00	-	-
CERTIFIED ACUPUNTURIST	1.00	1.00	1.00	1.00	-	-
CHF OF CLINIC SVCS	1.00	1.00	1.00	1.00	-	-
CHF RAD TECHNOLOGIST	1.00	1.00	1.00	1.00	-	-
CHIEF OF PSYCHIATRY	0.25	0.25	0.25	0.25	-	-
CLERICAL SUPVR II	2.00	3.00	3.00	3.00	-	-
CLERK III	4.00	4.00	4.00	4.00	-	-
CLINIC NURSE I	3.00	3.00	4.00	4.00	1.00	-
CLINIC NURSE II	2.00	2.00	2.00	2.00	-	-
CLINIC NURSE III	8.00	9.00	9.00	9.00	-	-
CLINIC PHYSICIAN-HSA	9.35	12.15	12.40	12.40	0.25	-
CLINICAL LAB SCIENTIST	1.00	1.00	1.00	1.00	-	-
CLINICAL PSYCHOLOGIST	3.00	3.00	3.00	3.00	-	-
COMMUNITY HLTH WKR II	1.00	1.00	1.00	1.00	-	-
DEPTL ADMIN ANALYST	2.00	2.00	2.00	2.00	-	-
DETENTION NURSE SPECII	1.35	1.55	1.55	1.55	-	-
DIR OF LABORATORY SVCS	-	1.00	1.00	1.00	-	-
DIRECTOR OF NURSING	1.00	1.00	1.00	1.00	-	-
HEALTH CENTER MGR	3.00	3.00	3.00	3.00	-	-
HEALTH SERVICES MGR	3.00	3.00	3.00	3.00	-	-
HLTH CLIENT BENEFT REP	2.00	2.00	2.00	2.00	-	-
LAB ASST/PHLEBOTOMIST	3.60	3.60	3.60	3.60	-	-
LEAD MEDICAL ASSISTANT	2.00	2.00	2.00	2.00	-	-
MED CARE SERVICE WKR	2.00	8.00	8.00	8.00	-	-
MED DIR - HS CLINICS	2.00	2.00	2.00	2.00	0.00	-
MED SVCS DIR-HLTH OFF	0.20	0.20	-	-	(0.20)	-

Classification	Allow 2021-22	Total 2021-22	Recommend 2022-23	Adopted 2022-23	Change 2022-23	Unfunded 2022-23
MEDICAL ASSISTANT	44.00	53.00	56.00	56.00	3.00	-
MEDICAL BILLING TECH	8.00	9.00	9.00	9.00	-	-
MH CLIENT SPEC I	13.50	13.50	15.00	15.00	1.50	-
MH SUPVG CLIENT SPEC	3.00	4.00	4.00	4.00	-	-
OFFICE ASSISTANT II	3.00	3.00	4.00	4.00	1.00	-
OFFICE ASSISTANT III	2.00	1.00	1.00	1.00	-	-
PHYS ASST/NURSE PRACT	12.50	12.50	12.20	12.20	(0.30)	-
PSYCH MH NURSE PRACT	2.50	2.50	2.50	2.50	-	-
PSYCHIATRIC MED DIR	1.00	1.00	1.00	1.00	-	-
PSYCHIATRIST	2.00	1.00	1.00	1.00	-	-
PUB HLTH NURSE I	2.75	2.75	2.75	2.75	-	-
PUB HLTH NURSE II	0.94	0.94	1.80	1.80	0.86	-
PUB HLTH NURSE III	1.12	1.12	1.00	1.00	(0.12)	-
RAD TECHNOLOGIST	1.00	1.00	1.00	1.00	-	-
SR DEPTL ADMIN ANALYST	1.00	1.00	1.00	1.00	-	-
SR HEALTH SVCS MGR	1.00	1.00	1.00	1.00	-	-
SR LAB ASST/PHLEB	1.00	1.00	1.00	1.00	-	-
SR MED BILLING TECH	2.00	2.00	2.00	2.00	-	-
SR MH CLIENT SPEC I	8.00	11.00	11.00	11.00	-	-
SR PUB HLTH MICROBIOLG	0.80	0.80	0.80	0.80	-	-
SR RECEPTIONIST	1.00	-	-	-	-	-
SR SOCIAL WORKER	1.00	1.00	1.00	1.00	-	-
Clinic Services Total	180.86	203.86	210.85	210.85	6.99	-
Environmental Health						
ADMIN AIDE	1.00	2.00	3.00	3.00	1.00	-
ADMIN SERVICES MANAGER	1.00	1.00	1.00	1.00	-	-
CLERICAL SUPVR II	1.00	1.00	1.00	1.00	-	-
DIR OF ENVIRON HEALTH	1.00	1.00	1.00	1.00	-	-
DIV DIR ENVIRON HEALTH	1.00	-	2.00	2.00	2.00	-
ENV. HLTH-PROG MGR I	1.00	1.00	1.00	1.00	-	-
ENV. HLTH-PROG MGR II	2.00	2.00	1.00	1.00	(1.00)	-
ENVIRON HLTH SPEC I	1.00	1.00	1.00	1.00	-	-
ENVIRON HLTH SPEC II	2.00	2.00	2.00	2.00	-	-
ENVIRON HLTH SPEC TRNE	7.00	7.00	7.00	7.00	-	-
ENVIRON HLTH SPECIII	9.00	9.00	10.00	10.00	1.00	-
IMAGING TECHNICIAN	1.00	-	-	-	-	-
OFFICE ASSISTANT III	4.00	4.00	3.00	3.00	(1.00)	-
REGISTERED GEOLOGIST	1.00	1.00	1.00	1.00	-	-
RESOURCE PLANNER IV	3.00	3.00	3.00	3.00	-	-
SR DEPTL ADMIN ANALYST	1.00	1.00	1.00	1.00	-	1.00
SUPVG WATER QLTY SPEC	1.00	1.00	1.00	1.00	-	-
WATER QUALITY SPEC II	2.00	2.00	2.00	2.00	-	-
WATER QUALITY SPEC III	1.00	1.00	1.00	1.00	-	-
WATER RESRCE PROG MGR	-	1.00	1.00	1.00	-	-
Environmental Health Total	41.00	41.00	43.00	43.00	2.00	1.00
Health Benefits						
ADMIN AIDE	1.00	1.00	1.00	1.00	-	-
ASST DEPTL ADMIN ANLST	-	1.00	1.00	1.00	-	-

Classification	Allow 2021-22	Total 2021-22	Recommend 2022-23	Adopted 2022-23	Change 2022-23	Unfunded 2022-23
COMMUNITY HLTH AIDE	-	4.00	5.00	5.00	1.00	-
EPIDEMIOLOGIST	1.00	1.00	-	-	(1.00)	-
HEALTH SERVICES MGR	-	1.00	1.00	1.00	-	-
MH SUPVG CLIENT SPEC	-	1.00	2.00	2.00	1.00	-
PUB HLTH NURSE II	-	1.00	1.00	1.00	-	1.00
SR HEALTH EDUCATOR	1.00	1.00	-	-	(1.00)	-
SR MH CLIENT SPEC I	-	4.00	4.00	4.00	-	-
Health Benefits Total	3.00	15.00	15.00	15.00	-	1.00
Public Health						
ADMIN AIDE	7.00	9.00	9.00	9.00	-	-
ADMIN SERVICES MANAGER	1.00	1.00	1.00	1.00	-	-
ASSISTANT EPIDEMIOLOGIST	-	-	2.00	2.00	2.00	-
ASST DEPTL ADMIN ANLST	2.00	2.00	2.00	2.00	-	-
ASST DIR OF NURSING	-	1.00	1.00	1.00	-	-
CAL CHILD SVCS SPEC II	1.00	1.00	1.00	1.00	-	-
CCS - PHYSICAL THERAPI	2.75	2.75	2.75	2.75	0.00	-
CCS - SUPVG THERAPIST	1.00	1.00	1.00	1.00	0.00	-
CCS- OCCUPATIONAL THER	2.60	2.60	2.75	2.75	0.15	-
CHF OF PUBLIC HEALTH	1.00	1.00	1.00	1.00	-	-
CLERICAL SUPVR II	-	2.00	2.00	2.00	-	-
CLERK I	4.00	4.00	4.00	4.00	-	-
CLERK II	6.00	8.00	8.00	8.00	-	-
CLERK III	0.50	0.50	0.50	0.50	-	-
CLINIC NURSE I	2.00	2.00	1.00	1.00	(1.00)	-
CLINIC NURSE II	1.00	1.00	1.00	1.00	-	-
CLINIC NURSE III	1.00	1.00	1.00	1.00	-	-
COMMUNITY HLTH WKR II	-	-	1.00	1.00	1.00	-
DEPTL ADMIN ANALYST	-	2.00	2.00	2.00	-	-
DEPUTY HEALTH OFFICER	-	-	1.00	1.00	1.00	-
DIRECTOR OF NURSING	1.00	1.00	1.00	1.00	-	-
EPIDEMIOLOGIST	2.00	2.00	3.00	3.00	1.00	-
HEALTH EDUCATOR	4.00	5.00	5.00	5.00	-	-
HEALTH PROGRAM SPEC	7.00	10.00	10.00	10.00	-	-
HEALTH SERVICES MGR	4.00	3.00	4.00	4.00	1.00	-
IT APP DEV/SUP ANL II	1.00	1.00	1.00	1.00	-	-
IT BUS SYS ANALYST	1.00	1.00	1.00	1.00	-	-
MED SVCS DIR-HLTH OFF	0.60	0.60	0.60	0.60	-	-
MEDICAL ASSISTANT	3.00	3.00	-	-	(3.00)	-
OFFICE ASSISTANT III	7.00	9.00	10.00	10.00	1.00	-
PROGRAM COORDINATOR	2.00	3.00	3.00	3.00	-	-
PUB HLTH NURSE I	3.20	3.20	3.20	3.20	-	-
PUB HLTH NURSE II	15.16	16.66	15.80	15.80	(0.86)	-
PUB HLTH NURSE III	8.88	8.88	9.00	9.00	0.12	-
PUBLIC HEALTH MANAGER	1.00	1.00	1.00	1.00	-	-
SR DEPTL ADMIN ANALYST	5.00	6.00	6.00	6.00	-	-
SR HEALTH EDUCATOR	6.00	10.00	11.00	11.00	1.00	-
SR HEALTH SVCS MGR	2.00	4.00	4.00	4.00	(0.00)	-
SR MH CLIENT SPEC I	0.60	0.60	-	-	(0.60)	-

Classification	Allow 2021-22	Total 2021-22	Recommend 2022-23	Adopted 2022-23	Change 2022-23	Unfunded 2022-23
SR PUB HLTH INVESTIGAT	3.00	8.00	8.00	8.00	-	-
SR PUB HLTH MICROBIOLG	0.20	0.60	0.20	0.20	(0.40)	-
SR SOCIAL WORKER	2.00	2.00	1.80	1.80	(0.20)	-
Public Health Total	112.49	141.39	143.60	143.60	2.21	-
Health Services Agency Total	649.60	747.00	760.90	755.90	8.90	3.00
Human Services Department						
Housing for Health						
ADMIN AIDE	3.00	2.00	2.00	2.00	-	-
ASST HUMAN SVC ANALYST	1.00	1.00	-	-	(1.00)	-
CLERICAL SUPVR I	16.00	12.00	-	-	(12.00)	-
CLERICAL SUPVR II	10.00	8.00	-	-	(8.00)	-
CLERK II	26.00	19.00	-	-	(19.00)	-
CLERK III	12.00	12.00	-	-	(12.00)	-
DIR OF HOUSING HEALTH	1.00	1.00	1.00	1.00	-	
HOUSING FOR HEALTH MGR	2.00	2.00	2.00	3.00	1.00	-
MH CLIENT SPEC I	1.00	1.00	-	-	(1.00)	-
MH SUPVG CLIENT SPEC	1.00	1.00	-	-	(1.00)	-
PROGRAM COORDINATOR	5.00	3.00	2.00	2.00	(1.00)	-
SOCIAL WORK SUPVR I	-	-	1.00	1.00	1.00	-
SOCIAL WORKER II	5.00	5.00	5.00	5.00	-	-
SR DEPTL ADMIN ANALYST	3.00	2.00	4.00	4.00	2.00	-
SR HUM SVCS ANALYST	3.00	3.00	3.00	3.00	-	-
Housing for Health Total	89.00	72.00	20.00	21.00	(51.00)	-
Public Guardian						
ADMIN AIDE	-	-	-	1.00	1.00	-
DEPUTY PUBLIC GUARDIAN	-	-	-	5.00	5.00	-
MH SUPVG CLIENT SPEC	-	-	-	1.00	1.00	-
Public Guardian Total	-	-	-	7.00	7.00	-
Social Services						
ACCOUNT CLERK	2.00	2.00	2.00	2.00	-	-
ACCOUNTANT II	2.00	2.00	2.00	2.00	-	-
ACCOUNTANT III	5.00	5.00	5.00	5.00	-	-
ACCOUNTING TECHNICIAN	4.00	4.00	4.00	4.00	-	-
ACCTG CLERICAL SUPV II	3.00	3.00	3.00	3.00	-	-
ADMIN AIDE	5.00	5.00	6.00	6.00	1.00	-
ADMIN SERVICES MANAGER	3.00	4.00	4.00	4.00	-	-
ASSOC HUM SVCS ANALYST	4.00	4.00	4.00	4.00	-	-
ASST DIR - HSA or HSD	1.00	1.00	1.00	1.00	-	-
ASST DIV DIR - HSD	-	1.00	1.00	1.00	-	-
ASST FAIR HEARING OFFR	1.00	1.00	1.00	1.00	-	-
BENEFITS REP SUPV	22.00	22.00	22.00	22.00	-	-
BENEFITS REP TRAINEE	160.00	160.00	166.00	166.00	6.00	6.00
BLDG MAINT WORKER III	1.00	1.00	1.00	1.00	-	-
BUS ANALYTICS MGR-HSD	1.00	1.00	1.00	1.00	-	-
CHF OF FISCAL SERVICES	1.00	1.00	1.00	1.00	-	-
CHF WELFARE FRAUD INV	1.00	1.00	1.00	1.00	-	-
CLERICAL SUPVR II	5.00	5.00	5.00	5.00	-	-
CLERK II	1.00	1.00	1.00	1.00	-	1.00

Classification	Allow 2021-22	Total 2021-22	Recommend 2022-23	Adopted 2022-23	Change 2022-23	Unfunded 2022-23
CLERK III	2.00	2.00	2.00	2.00	-	-
CLERK III SUPERVISORY	1.00	1.00	1.00	1.00	-	-
DEPTL ADMIN ANALYST	5.00	4.00	6.00	6.00	2.00	-
DIR OF ADMIN SERVICES	1.00	1.00	1.00	1.00	-	-
DIV DIR - HSD	1.00	1.00	1.00	1.00	-	-
DIV DIR - SOCIAL SVCS	2.00	2.00	2.00	2.00	-	-
DIV DIR CHLD WELF SVCS	1.00	1.00	1.00	1.00	-	-
DIVISION SECRETARY	2.00	2.00	2.00	2.00	-	-
EMPLOY TRAIN SPEC II	20.00	20.00	20.00	20.00	-	-
EXECUTIVE SECRETARY	1.00	1.00	1.00	1.00	-	-
FACILITIES MANAGER	-	-	-	-	-	-
FAIR HEARING OFFICER	1.00	1.00	1.00	1.00	-	-
HUM SVCS DATA APP SPEC	9.00	9.00	9.00	9.00	-	-
HUM SVCS DATA APP SUPV	1.00	1.00	1.00	1.00	-	
HUMAN SVC DATA APP MGR	1.00	1.00	1.00	1.00	-	-
HUMAN SVCS DEPT DIR	1.00	1.00	1.00	1.00	-	-
IHSS QUAL. ASSUR. SPEC	1.00	1.00	1.00	1.00	-	-
IMAGING TECHNICIAN	4.00	4.00	4.00	4.00	-	1.00
IT APP DEV/SUP ANL II	2.00	2.00	2.00	2.00	-	-
IT APP DEV/SUP ANL III	4.00	4.00	4.00	4.00	-	-
IT APP DEV/SUP SUPV	1.00	1.00	1.00	1.00	-	-
IT BUS SYS ANALYST	2.00	2.00	2.00	2.00	-	-
IT MANAGER II	-	1.00	1.00	1.00	-	-
IT MANAGER III	1.00	1.00	1.00	1.00	-	-
IT SUPP SVCS ANLST II	3.00	3.00	3.00	3.00	-	-
IT SUPP SVCS ANLST III	-	-	-	1.00	1.00	-
IT SYS ADMIN ANLST III	5.00	5.00	5.00	4.00	(1.00)	-
IT SYS ADMIN SUPV	2.00	1.00	1.00	1.00	-	-
OFFICE ASSISTANT II	5.00	5.00	5.00	5.00	-	-
OFFICE ASSISTANT III	38.00	38.00	37.00	37.00	(1.00)	-
ORG DEV ANALYST - HSD	1.00	1.00	1.00	1.00	-	
PERSONNEL TECHNICIAN	2.00	2.00	2.00	2.00	-	-
PRO SVCS QUAL ASR SPEC	2.00	2.00	2.00	2.00	-	-
PROG MGR - HSD	12.00	11.00	11.00	11.00	-	-
PROGRAM COORDINATOR	6.00	6.00	5.00	5.00	(1.00)	-
PUB HLTH NURSE II	3.00	5.00	5.00	5.00	-	-
QUAL IMPROV PROG MGR	1.00	1.00	1.00	1.00	-	-
SOCIAL WORK SUPVR I	2.00	2.00	2.00	2.00	-	-
SOCIAL WORK SUPVR II	15.00	15.00	16.00	16.00	1.00	-
SOCIAL WORKER I	8.00	8.00	9.00	9.00	1.00	-
SOCIAL WORKER II	24.00	23.00	23.00	26.00	3.00	-
SR ACCOUNT CLERK	7.00	7.00	7.00	7.00	-	-
SR ACCOUNTING TECH	2.00	2.00	3.00	3.00	1.00	-
SR CASE DATA CLERK	1.00	1.00	1.00	1.00	-	-
SR DEPTL ADMIN ANALYST	4.00	5.00	7.00	7.00	2.00	-
SR EMPLOY & TRAIN SPEC	4.00	4.00	4.00	4.00	-	-
SR HUM SVCS ANALYST	11.00	10.00	11.00	11.00	1.00	-
SR MH CLIENT SPEC I	2.00	-	-	-	-	-

Classification	Allow 2021-22	Total 2021-22	Recommend 2022-23	Adopted 2022-23	Change 2022-23	Unfunded 2022-23
SR RECEPTIONIST	4.00	4.00	4.00	4.00	-	-
SR SOCIAL WORKER	66.50	66.50	68.00	68.00	1.50	-
SR WELF FRAUD INVEST	1.00	1.00	1.00	1.00	-	-
STAFF DEVEL PROG MGR	1.00	1.00	1.00	1.00	-	-
STAFF DEVELOP TRAINER	4.00	4.00	4.00	4.00	-	-
WELFARE FRAUD INV II	2.00	2.00	2.00	2.00	-	-
Social Services Total	524.50	523.50	538.00	541.00	17.50	8.00
Veterans Services						
VETERAN SVCS OFFICER	1.00	1.00	1.00	1.00	-	-
VETERANS SVC REP	3.00	3.00	3.00	3.00	-	-
Veterans Services Total	4.00	4.00	4.00	4.00	-	-
Workforce Innovations Opp Act						
ADMIN AIDE	1.00	1.00	1.00	1.00	-	-
ECONOMIC DEV COORD	1.00	1.00	1.00	1.00	-	-
SR DEPTL ADMIN ANALYST	-	-	-	-	-	-
SR HUM SVCS ANALYST	1.00	1.00	1.00	1.00	-	-
WDB DIRECTOR	1.00	1.00	1.00	1.00	-	-
Workforce Innovations Opp Act Total	4.00	4.00	4.00	4.00	-	-
Human Services Department Total	621.50	603.50	566.00	577.00	(26.50)	8.00
Health and Human Services Total	1,305.10	1,384.50	1,359.90	1,365.90	(18.60)	13.00
Land Use and Community Services						
Agricultural Commissioner						
Agricultural Commissioner						
AG BIOLOGIST AIDE*	4.81	4.81	2.81	2.81	(2.00)	-
AG COMM/DIR WGTS & MEA	1.00	1.00	1.00	1.00	-	-
AG/WGTS & MEAS INS I	-	-	-	-	-	-
AG/WGTS & MEAS INS II	1.00	1.00	1.00	1.00	-	-
AG/WGTS & MEAS INS III	7.00	7.00	7.00	7.00	-	1.00
DEP AG COMM/SEALER	2.00	2.00	2.50	2.50	0.50	-
RECEPTIONIST	1.00	1.00	1.00	1.00	-	-
SR ACCOUNTING TECH	1.00	1.00	1.00	1.00	-	-
Agricultural Commissioner Total	17.81	17.81	16.31	16.31	(1.50)	1.00
Mosquito and Vector Control						
AG BIOLOGIST AIDE*	2.00	2.00	2.00	2.00	-	-
ASST VECTOR CONTR MGR	1.00	1.00	1.00	1.00	-	-
VECTOR CONTROL SPEC	5.00	5.00	5.00	5.00	-	-
VECTOR ECOLOGIST	1.00	1.00	1.00	1.00	-	-
Mosquito and Vector Control Total	9.00	9.00	9.00	9.00	-	-
Weights and Measures						
AG/WGTS & MEAS INS I	-	-	-	-	-	-
AG/WGTS & MEAS INS III	2.00	2.00	2.00	2.00	-	-
DEP AG COMM/SEALER	-	-	0.50	0.50	0.50	-
Weights and Measures Total	2.00	2.00	2.50	2.50	0.50	-
Agricultural Commissioner Total	28.81	28.81	27.81	27.81	(1.00)	1.00
Agricultural Extension						
Agricultural Extension						
SECRETARY	1.00	1.00	1.00	1.00	-	-
Agricultural Extension Total	1.00	1.00	1.00	1.00	-	-

Classification	Allow 2021-22	Total 2021-22	Recommend 2022-23	Adopted 2022-23	Change 2022-23	Unfunded 2022-23
Agricultural Extension Total	1.00	1.00	1.00	1.00	-	-
Cannabis Licensing						
Cannabis Licensing						
CANNABIS LICENSING MGR	1.00	1.00	1.00	1.00	0.00	-
CODE COMPL INVEST III	1.00	1.00	1.15	1.15	0.15	-
CODE COMPL INVEST IV	1.00	1.00	0.85	0.85	(0.15)	-
PLANNER IV	0.50	1.00	1.00	1.00	-	1.00
RESOURCE PLANNER IV	1.00	1.00	0.25	0.25	(0.75)	-
Cannabis Licensing Total	4.50	5.00	4.25	4.25	(0.75)	1.00
Cannabis Licensing Total	4.50	5.00	4.25	4.25	(0.75)	1.00
Community Development and Infrastructure						
Administrative Services						
ACCOUNTANT I	1.00	1.00	1.00	1.00	-	-
ACCOUNTANT II	1.00	1.00	1.00	1.00	-	-
ACCOUNTANT III	3.00	3.00	2.00	2.00	(1.00)	-
ACCOUNTING TECHNICIAN	4.00	4.00	4.00	4.00	-	-
ACCTG CLERICAL SUPV I	1.00	1.00	1.00	1.00	-	-
ADMIN SERVICES MANAGER	1.00	1.00	1.00	1.00	-	-
ASSOC CIVIL ENGINEER	2.00	2.00	2.00	2.00	-	-
ASST DEPTL ADMIN ANLST	2.00	2.00	2.00	2.00	-	-
ASST DIR OF PUBLIC WKS	3.00	3.00	3.00	3.00	-	-
ASST IN CIVIL ENGRG	2.00	2.00	3.00	3.00	1.00	-
ASST PUB WKS SUPT	5.00	5.00	5.00	5.00	-	-
BOARD CLERK	0.75	0.75	0.75	0.75	-	-
CASHIER-DISPOSAL SITE	8.00	8.00	8.00	8.00	-	-
CHF OF FISCAL SERVICES	-	-	1.00	1.00	1.00	-
CHF REAL PROPERTY AGT	1.00	1.00	1.00	1.00	-	-
CIVIL ENGINEER	10.50	10.50	11.50	11.50	1.00	-
CODE COMPL INVEST I	-	-	1.00	1.00	1.00	-
COMMUNICATIONS ENGAGE COOR	-	-	1.00	1.00	1.00	-
DEPTL ADMIN ANALYST*	3.00	3.00	3.00	3.00	-	-
DEPTL FISCAL OFFICER	1.00	1.00	1.00	1.00	-	-
DEPUTY CAO	1.00	1.00	1.00	1.00	-	-
DIR OF CAP PROJECTS	1.00	1.00	1.00	1.00	-	-
DISPOSAL SITE MAIN WKR	11.00	11.00	11.00	11.00	-	-
ELECTR INSTR SUPVR	1.00	1.00	1.00	1.00	-	-
ELECTR INSTR TECH I	-	-	-	-	-	-
ELECTR INSTR TECH II	5.00	5.00	5.00	5.00	-	-
ENGINEERING ASSOCIATE	5.00	5.00	4.00	4.00	(1.00)	-
ENGINEERING TECH I	1.00	1.00	1.00	1.00	-	-
ENGINEERING TECH II	1.00	1.00	1.00	1.00	-	-
ENGINEERING TECH III	4.00	4.00	4.00	4.00	-	-
ENVIRON PROG COORD	2.00	2.00	2.00	2.00	-	-
EXECUTIVE SECRETARY	1.00	1.00	1.00	1.00	-	-
GIS ANALYST II	1.00	1.00	1.00	1.00	-	-
HVY EQUIP MECHANIC II	11.00	11.00	11.00	11.00	-	-
HVY EQUIP OPR-DISPOSAL	5.00	5.00	5.00	5.00	-	-
HVY EQUIP SVC WORKER	2.00	2.00	2.00	2.00	-	-

Classification	Allow 2021-22	Total 2021-22	Recommend 2022-23	Adopted 2022-23	Change 2022-23	Unfunded 2022-23
IMAGING TECHNICIAN	2.00	2.00	2.00	2.00	-	-
IT BUS SYS ANALYST	1.00	1.00	1.00	1.00	-	-
IT MANAGER II	-	-	-	-	-	-
IT SUPP SVCS ANLST III	-	-	-	-	-	-
IT SYS ADMIN ANLST II	-	-	-	-	-	-
JR IN CIVIL ENGRG	2.00	2.00	3.00	3.00	1.00	-
LEAD HEAVY EQUIP OPR	2.00	2.00	2.00	2.00	-	-
OFFICE ASSISTANT III	3.50	3.50	3.50	3.50	-	-
PARKING ATTENDANT	1.00	1.00	-	-	(1.00)	-
PARTS TECHNICIAN	1.00	1.00	1.00	1.00	-	-
PERSONNEL PAYROLL CLK	2.00	2.00	2.00	2.00	-	-
PERSONNEL TECHNICIAN	2.00	2.00	2.00	2.00	-	-
PRE-TREATMNT PROG SPEC	2.00	2.00	2.00	2.00	-	-
PRINCIPAL PLANNER	1.00	1.00	-	-	(1.00)	-
PROGRAM COORDINATOR	4.00	4.00	3.00	3.00	(1.00)	-
PROJECT MANAGER**	3.00	3.00	3.00	3.00	-	-
PUB WKS DISPATCHER	1.00	1.00	1.00	1.00	-	-
PUB WKS EQUIP TRNR	1.00	1.00	1.00	1.00	-	-
PUB WKS MAINT WKR I	7.00	7.00	7.00	9.00	2.00	-
PUB WKS MAINT WKR II	21.00	21.00	21.00	21.00	-	-
PUB WKS MAINT WKR III	15.00	15.00	15.00	17.00	2.00	-
PUB WKS MAINT WKR IV	5.00	5.00	5.00	5.00	-	-
PUB WKS MGR I	1.00	1.00	1.00	1.00	-	-
PUB WKS MGR-DISP SITES	1.00	1.00	1.00	1.00	-	-
PUB WKS SUPERVISOR	12.00	12.00	13.00	13.00	1.00	-
PUMP MAINT MECHANIC	2.00	2.00	2.00	2.00	-	-
REAL PROPERTY AGENT	1.00	1.00	1.00	1.00	-	-
RESOURCE PLANNER IV	3.00	3.00	4.00	4.00	1.00	1.00
ROAD SUPERINTENDENT	1.00	1.00	1.00	1.00	-	-
SANITAT MAINT WKR I	2.00	2.00	2.00	2.00	-	-
SANITAT MAINT WKR II	15.00	15.00	15.00	15.00	-	-
SANITAT MAINT WKR III	9.00	9.00	9.00	9.00	-	-
SOLID WASTE INSP I	1.00	1.00	1.00	1.00	-	-
SOLID WASTE INSP II	3.00	3.00	3.00	3.00	-	-
SR ACCOUNTING TECH	3.00	3.00	3.00	3.00	-	-
SR BOARD CLERK	1.00	1.00	1.00	1.00	-	-
SR CIVIL ENGINEER	10.00	10.00	10.00	10.00	-	-
SR DEPTL ADMIN ANALYST	2.00	2.00	2.00	2.00	-	-
SR ENGRG ASSOCIATE	9.00	9.00	9.00	9.00	-	-
SR PROJECT MANAGER	-	-	1.00	1.00	1.00	-
SR REAL PROP AGENT	2.00	2.00	2.00	2.00	-	-
SR TREATMENT PLANT OPR	5.00	5.00	5.00	5.00	-	-
SUPVG HVY EQUIP MECH	2.00	2.00	2.00	2.00	-	-
TRANSFER TRUCK DRIVER	3.00	3.00	3.00	3.00	-	-
TREATMENT PLANT OPR	1.00	1.00	1.00	1.00	-	1.00
TREATMT PLT OPRS SUPVR	2.00	2.00	1.00	1.00	(1.00)	-
URBAN DESIGNER	1.00	1.00	-	-	(1.00)	-
Administrative Services Total	269.75	269.75	271.75	275.75	6.00	2.00

Classification	Allow 2021-22	Total 2021-22	Recommend 2022-23	Adopted 2022-23	Change 2022-23	Unfunded 2022-23
Community Planning						
ACCOUNTANT III	1.00	1.00	1.00	1.00	-	-
ACCOUNTING TECHNICIAN	1.00	1.00	1.00	1.00	-	-
ADMIN AIDE	1.00	1.00	1.00	1.00	-	-
ASST PLANNING DIRECTOR	2.00	2.00	2.00	2.00	-	-
BLDG COUNTER SUPVR	1.00	1.00	1.00	1.00	-	-
BLDG INSPECTOR II	6.00	6.00	6.00	6.00	-	-
BLDG PERMIT TECH I	-	1.00	1.00	1.00	-	
BLDG PERMIT TECH II	3.00	2.00	2.00	2.00	-	
BLDG PLANS CHECKER	4.00	4.00	5.00	5.00	1.00	-
CHF BUILDING INSPECTOR	1.00	1.00	1.00	1.00	-	-
CIVIL ENGINEER	1.00	1.00	1.00	1.00	-	-
CODE COMPL INVEST III	3.00	3.00	3.00	3.00	-	-
CODE COMPL INVEST IV	1.00	1.00	1.00	1.00	-	-
CODE COMPL MGR	-	-	1.00	1.00	1.00	-
DEPTL ADMIN ANALYST	-	1.00	1.00	1.00	-	-
EXECUTIVE SECRETARY	1.00	-	-	-	-	-
HOUSING PROGRAM MGR	1.00	1.00	1.00	1.00	-	1.00
HOUSING SPECIALIST III	2.00	2.00	2.00	2.00	-	-
IMAGING TECHNICIAN	1.00	1.00	1.00	1.00	-	-
OFFICE ASSISTANT III	1.00	1.00	3.00	3.00	2.00	1.00
PERMIT CENTER FLR MGR	-	-	1.00	1.00	1.00	-
PLANNER I	-	1.00	1.00	1.00	-	-
PLANNER II	3.00	1.00	1.00	1.00	-	-
PLANNER III	-	3.00	3.00	3.00	-	-
PLANNER IV	11.00	9.50	12.50	11.50	2.00	1.00
PLANNING DIRECTOR	1.00	1.00	-	-	(1.00)	-
PLANNING TECHNICIAN	4.00	4.00	6.00	6.00	2.00	1.00
PRINCIPAL PLANNER	6.00	6.00	5.00	5.00	(1.00)	-
RECORDS CLERK	1.00	1.00	1.00	1.00	-	-
REGISTERED GEOLOGIST	1.00	1.00	1.00	1.00	-	-
RESOURCE PLANNER II	1.00	1.00	1.00	1.00	-	-
RESOURCE PLANNER III	2.00	2.00	2.00	2.00	-	-
RESOURCE PLANNER IV	4.00	4.00	4.00	4.00	-	-
SECRETARY	1.00	1.00	1.00	1.00	-	-
SR ACCOUNTING TECH	1.00	1.00	1.00	1.00	-	-
SR BLDG INSPECTOR	1.00	1.00	1.00	1.00	-	-
SR BLDG PERMIT TECH	1.00	1.00	1.00	1.00	-	
SR BLDG PLANS CHECKER	1.00	1.00	1.00	1.00	-	-
SR CIVIL ENGINEER	1.00	1.00	1.00	1.00	-	1.00
SR DEPTL ADMIN ANALYST	1.00	1.00	1.00	1.00	-	-
SUPVG BLDG INSPECTOR	-	-	1.00	1.00	1.00	-
Community Planning Total	72.00	72.50	81.50	80.50	8.00	5.00
Community Development and Infrastructure Total	341.75	342.25	353.25	356.25	14.00	7.00
Parks, Open Space, and Cultural Services						
Parks Operations						
ACCOUNTING TECHNICIAN	1.00	1.00	1.00	1.00	-	-
ADMIN AIDE	1.00	2.00	2.00	2.00	-	-

Classification	Allow 2021-22	Total 2021-22	Recommend 2022-23	Adopted 2022-23	Change 2022-23	Unfunded 2022-23
ADMIN SERVICES MANAGER	1.00	1.00	1.00	1.00	-	-
AQUATICS COORDINATOR	1.00	1.00	1.00	1.00	-	-
AQUATICS PROG SPEC	1.00	1.00	1.00	1.00	-	-
AQUATICS SUPERVISOR	1.00	1.00	1.00	1.00	-	-
CLERK I	-	0.50	0.50	0.50	-	0.50
CLERK II	-	-	1.00	1.00	1.00	-
DEPTL ADMIN ANALYST	1.00	1.00	1.00	1.00	-	-
DEPUTY OF POSCS	1.00	1.00	1.00	1.00	-	-
DIR OF POSCS	1.00	1.00	1.00	1.00	-	-
PARK MAINT WORKER I	6.00	6.00	6.00	6.00	-	-
PARK MAINT WORKER II	12.00	12.00	12.00	12.00	-	-
PARK MAINT WORKER III	4.00	4.00	4.00	4.00	-	1.00
PARK PLANNER II*	1.00	2.00	2.00	2.00	-	-
PARK PLANNER III	1.00	1.00	1.00	1.00	-	-
PARKS MAINT SUPERVISOR	3.00	2.00	3.00	3.00	1.00	1.00
PARKS SUPERINTENDENT	1.00	2.00	2.00	2.00	-	-
PERSONNEL PAYROLL CLK	1.00	1.00	1.00	1.00	-	-
PROGRAM COORDINATOR	2.00	2.00	3.00	3.00	1.00	-
REC PROGRAM SPEC	1.00	1.00	1.00	1.00	-	-
RECREATION SUPERVISOR	1.00	1.00	1.00	1.00	-	-
SECRETARY	1.00	1.00	-	-	(1.00)	-
Parks Operations Total	43.00	45.50	47.50	47.50	2.00	2.50
Recreation						
REC PROGRAM SPEC*	6.00	6.00	6.00	6.00	-	2.00
RECREATION COORDINATOR	1.00	1.00	-	-	(1.00)	-
RECREATION SUPERVISOR	1.00	1.00	1.00	1.00	-	-
Recreation Total	8.00	8.00	7.00	7.00	(1.00)	2.00
Parks, Open Space, and Cultural Services Total	51.00	53.50	54.50	54.50	1.00	4.50
Land Use and Community Services Total	427.06	430.56	440.81	443.81	13.25	13.50
Public Safety and Justice						
District Attorney						
Consumer Protection						
ATTY IV - DA	3.00	3.00	3.00	3.00	-	-
DA INSPECTOR II	1.00	1.00	1.00	1.00	-	-
INVESTIGATOR ASST	1.00	1.00	1.00	1.00	-	-
LEGAL SECRETARY II	1.00	1.00	1.00	1.00	-	-
PARALEGAL	2.00	2.00	2.00	2.00	-	-
PROGRAM COORDINATOR	1.00	1.00	1.00	1.00	-	-
Consumer Protection Total	9.00	9.00	9.00	9.00	-	-
Criminal Prosecutions						
ADMIN AIDE	2.00	2.00	2.00	2.00	-	-
ADMIN SVCS OFF II	1.00	1.00	1.00	1.00	-	-
ATTY I - DA	2.00	2.00	3.00	3.00	1.00	-
ATTY II - DA	5.00	5.00	5.00	5.00	-	-
ATTY III - DA	5.00	5.00	4.00	4.00	(1.00)	-
ATTY IV - DA	22.00	22.00	22.00	22.00	-	1.00
CHF D A INSPECTOR++	1.00	1.00	1.00	1.00	-	-
CHF DEP DIST ATTY	1.00	1.00	1.00	1.00	-	-

Classification	Allow 2021-22	Total 2021-22	Recommend 2022-23	Adopted 2022-23	Change 2022-23	Unfunded 2022-23
CHF DEPTY DA-ADMIN	1.00	1.00	1.00	1.00	-	-
CRIMINALIST II	1.00	1.00	1.00	1.00	-	-
DA INSPECTOR II	12.00	12.00	12.00	12.00	-	-
DA INSPECTOR III	2.00	2.00	2.00	2.00	-	-
DEP PUBLIC ADMINISTR	1.00	1.00	1.00	1.00	-	-
DIST ATTORNEY	1.00	1.00	1.00	1.00	-	-
INVESTIGATOR ASST	3.00	3.00	3.00	3.00	-	-
IT BUS SYS ANALYST	1.00	1.00	1.00	1.00	-	-
IT SUPP SVCS ANLST II	1.00	1.00	1.00	1.00	-	-
LEGAL SECRETARY I	8.00	8.00	8.00	8.00	-	-
LEGAL SECRETARY II	6.00	6.00	6.00	6.00	-	-
OFFICE ASSISTANT III	2.00	2.00	3.00	3.00	1.00	-
PARALEGAL	2.00	2.00	2.00	2.00	-	-
PROGRAM COORDINATOR	1.00	1.00	1.00	1.00	-	-
SR ACCOUNT CLERK	1.00	1.00	1.00	1.00	-	-
SR LEGAL SECRETARY	3.00	3.00	3.00	3.00	-	-
Criminal Prosecutions Total	85.00	85.00	86.00	86.00	1.00	1.00
Victim-Witness Assistance						
CLERK II*	2.00	2.00	2.00	2.00	-	-
VIC/WIT ASST PROG MGR*	1.00	1.00	1.00	1.00	-	-
VICTIM SERVICES REP*	9.00	9.00	9.00	9.00	-	-
Victim-Witness Assistance Total	12.00	12.00	12.00	12.00	-	-
District Attorney Total	106.00	106.00	107.00	107.00	1.00	1.00
Office of Response, Recovery, and Resilience						
Office of Response, Recovery, and Resilience						
ADMIN AIDE	1.00	1.00	1.00	1.00	-	-
ASSOC ADMIN ANALYST	-	1.00	1.00	1.00	-	-
DIRECTOR - OR3	1.00	1.00	1.00	1.00	-	-
SR ADMIN ANALYST	2.00	2.00	2.00	2.00	-	-
Office of Response, Recovery, and Resilience Total	4.00	5.00	5.00	5.00	-	-
Office of Response, Recovery, and Resilience Total	4.00	5.00	5.00	5.00	-	-
Probation						
Juvenile Hall						
ADMIN AIDE	1.00	1.00	1.00	1.00	-	-
ASST PROB DIV DIR	1.00	1.00	1.00	1.00	-	-
COOK	2.00	2.00	2.00	2.00	-	-
GROUP SUPERVISOR I	2.00	2.00	2.00	2.00	-	-
GROUP SUPERVISOR II	15.00	15.00	15.00	15.00	-	1.00
HEAD COOK	1.00	1.00	1.00	1.00	-	-
HOUSEKEEPER	1.00	1.00	1.00	1.00	-	-
INSTITUTIONAL SUPV	5.00	5.00	5.00	5.00	-	-
PROBATION DIVISION DIR	-	1.00	1.00	1.00	-	-
SR GROUP SUPERVISOR	2.00	2.00	2.00	2.00	-	-
Juvenile Hall Total	30.00	31.00	31.00	31.00	-	1.00
Probation						
ACCOUNTANT III	1.00	1.00	1.00	1.00	-	-
ACCOUNTING TECHNICIAN	-	1.00	1.00	1.00	-	-
ADMIN AIDE	1.00	1.00	1.00	1.00	-	-

Classification	Allow 2021-22	Total 2021-22	Recommend 2022-23	Adopted 2022-23	Change 2022-23	Unfunded 2022-23
ADMIN SERVICES MANAGER	1.00	1.00	1.00	1.00	-	-
ADMIN SVCS OFF I	1.00	1.00	1.00	1.00	-	-
ASST CHF PROBATION OFF	1.00	1.00	1.00	1.00	-	-
ASST PROB DIV DIR**	4.00	4.00	4.00	4.00	-	-
CHF PROBATION OFFICER	1.00	1.00	1.00	1.00	-	-
CLERK II	1.00	1.00	1.00	1.00	-	-
COLLECTION OFFICER	1.00	1.00	1.00	1.00	-	-
DEP PROBATION OFF I	1.00	1.00	1.00	1.00	-	-
DEP PROBATION OFF II	46.00	46.00	46.00	46.00	-	-
DEP PROBATION OFF III	12.00	12.00	12.00	12.00	-	-
DEPTL ADMIN ANALYST	1.00	3.00	3.00	3.00	-	-
GROUP SUPERVISOR II	5.00	5.00	5.00	5.00	-	-
OFFICE ASSISTANT II	2.00	2.00	2.00	2.00	-	-
OFFICE ASSISTANT III	7.50	7.50	8.00	8.00	0.50	-
PERSONNEL PAYROLL CLK	1.00	1.00	1.00	1.00	-	-
PROBATION AIDE	4.00	4.00	4.00	4.00	-	-
PROBATION DIVISION DIR	3.00	3.00	3.00	3.00	-	-
PROGRAM COORDINATOR	1.00	-	-	-	-	-
SR ACCOUNT CLERK	1.00	1.00	1.00	1.00	-	-
SR ACCOUNTING TECH	1.00	1.00	1.00	1.00	-	-
SR DEPTL ADMIN ANALYST	2.00	2.00	2.00	2.00	-	-
Probation Total	99.50	101.50	102.00	102.00	0.50	-
Probation Total	129.50	132.50	133.00	133.00	0.50	1.00
Public Defender						
Public Defender						
ADMIN AIDE	1.00	1.00	1.00	1.00	-	-
ADMIN SERVICES MANAGER	1.00	1.00	1.00	1.00	-	-
ADMIN SVCS OFF II	-	-	-	-	-	-
CHF DEP PUB DEFENDER	-	1.00	1.00	1.00	-	-
CHIEF PD INVESTIGATOR	-	1.00	1.00	1.00	-	-
DEPTL ADMIN ANALYST	-	1.00	1.00	1.00	-	-
DIRECTOR OF HOLISTIC SUPPORT	-	1.00	1.00	1.00	-	-
IT BUS SYS ANALYST	1.00	1.00	1.00	1.00	-	-
LEGAL SECRETARY I	-	4.00	4.00	4.00	-	-
PARALEGAL	-	2.00	4.00	4.00	2.00	-
PD ATTORNEY I-IV	26.00	26.00	29.00	29.00	3.00	-
PD INVESTIGATOR III	-	-	4.00	4.00	4.00	-
PD INVESTIGATOR I-II	7.00	7.00	3.00	3.00	(4.00)	-
PUBLIC DEFENDER	1.00	1.00	1.00	1.00	-	-
RECEPTIONIST	-	1.00	1.00	1.00	-	
SOCIAL WORK SUPVR II	-	1.00	-	1.00	-	
SOCIAL WORKER I	-	-	2.00	2.00	2.00	-
SR LEGAL SECRETARY	-	1.00	1.00	1.00	-	-
Public Defender Total	37.00	50.00	56.00	57.00	7.00	-
Public Defender Total	37.00	50.00	56.00	57.00	7.00	-
Sheriff-Coroner						
Corrections Bureau						
ACCOUNTING TECHNICIAN	2.00	2.00	2.00	2.00	-	1.00

Classification	Allow 2021-22	Total 2021-22	Recommend 2022-23	Adopted 2022-23	Change 2022-23	Unfunded 2022-23
CLERICAL SUPVR I	1.00	2.00	2.00	2.00	-	-
CORRECTIONS SERGEANT	6.00	6.00	6.00	6.00	-	-
DEP SHERIFF ++	5.00	5.00	5.00	5.00	-	1.00
FOOD SVCS MANAGER	1.00	1.00	1.00	1.00	-	-
INMATE PROGRAM MANAGER	1.00	1.00	1.00	1.00	-	-
OFFICE ASSISTANT III	3.00	3.00	3.00	3.00	-	-
PROGRAM COORDINATOR	3.00	3.00	3.00	3.00	-	-
SHERIFFS CHF DEPUTY	1.00	1.00	1.00	1.00	-	-
SHERIFFS CORRECTIN OFF	99.00	99.00	99.00	99.00	-	2.00
SHERIFFS LIEUTENANT	4.00	4.00	4.00	4.00	-	-
SHERIFFS RECORDS CLERK	8.00	10.00	11.00	11.00	1.00	-
SR ACCOUNTING TECH	1.00	1.00	1.00	1.00	-	-
SR DEPTL ADMIN ANALYST	1.00	1.00	1.00	1.00	-	-
SUPVG CORRECTIONS OFFR	12.00	12.00	12.00	12.00	-	-
Corrections Bureau Total	148.00	151.00	152.00	152.00	1.00	4.00
Court Security						
DEP SHERIFF ++	18.00	18.00	18.00	18.00	-	-
DEP SHERIFF TRNEE	2.00	2.00	2.00	2.00	-	-
SHERIFFS SECURITY OFFR	2.00	2.00	2.00	2.00	-	-
SHERIFFS SERGEANT	2.00	2.00	2.00	2.00	-	-
Court Security Total	24.00	24.00	24.00	24.00	-	-
Operations Bureau						
ACCOUNTING TECHNICIAN	3.00	3.00	2.00	2.00	(1.00)	1.00
ADMIN AIDE	4.00	4.00	5.00	5.00	1.00	-
CIVIL PROCESS SUPVR	1.00	1.00	1.00	1.00	-	-
CLERICAL SUPVR I	1.00	-	-	-	-	-
CLERICAL SUPVR II	1.00	1.00	1.00	1.00	-	-
CORONER FORENSIC TECH	1.00	1.00	1.00	1.00	-	-
CRIMINALIST I	2.00	2.00	2.00	2.00	-	
CRIMINALIST II	4.00	4.00	4.00	4.00	-	2.00
DEP SHERIFF ++	95.00	97.00	97.00	97.00	-	12.00
DEP SHERIFF TRNEE	8.00	8.00	8.00	8.00	-	-
DEPTL ADMIN ANALYST	4.00	4.00	4.00	4.00	-	-
DIVISION SECRETARY	2.00	2.00	2.00	2.00	-	-
EXECUTIVE SECRETARY	1.00	1.00	1.00	1.00	-	-
FORENSIC PATHOLOGIST	1.00	1.00	1.00	1.00	-	-
FORENSIC SVCS DIRECTOR	1.00	1.00	1.00	1.00	-	-
FORENSIC SVCS SUPV	1.00	1.00	1.00	1.00	-	-
LEGAL PROCESS CLERK II	2.00	2.00	2.00	2.00	-	-
PROGRAM COORDINATOR	3.00	3.00	3.00	3.00	-	-
SHERIFF CORONER INV I	3.00	3.00	3.00	3.00	-	-
SHERIFF SUPV CORNR INV	1.00	1.00	1.00	1.00	-	-
SHERIFF-CORONER	1.00	1.00	1.00	1.00	-	-
SHERIFF'S ADMIN MGR	1.00	1.00	1.00	1.00	-	-
SHERIFFS CHF DEPUTY	2.00	1.00	1.00	1.00	-	-
SHERIFF'S COM SERV OFR	2.00	2.00	2.00	2.00	-	-
SHERIFFS CORRECTIN OFF	1.00	1.00	1.00	1.00	-	-
SHERIFFS LIEUTENANT	4.00	6.00	6.00	6.00	-	-

Classification	Allow 2021-22	Total 2021-22	Recommend 2022-23	Adopted 2022-23	Change 2022-23	Unfunded 2022-23
SHERIFFS PROP/EVID SUP	1.00	1.00	1.00	1.00	-	1.00
SHERIFFS PROPERTY CLK	3.50	3.50	3.50	3.50	-	1.50
SHERIFFS RECORDS CLERK	12.00	10.00	9.00	9.00	(1.00)	2.00
SHERIFFS SECURITY OFFR	1.00	1.00	1.00	1.00	-	-
SHERIFFS SERGEANT	22.00	22.00	22.00	22.00	-	-
SR ACCOUNT CLERK	1.00	1.00	1.00	1.00	-	-
SR ACCOUNTING TECH	1.00	1.00	1.00	1.00	-	-
UNDERSHERIFF	1.00	1.00	1.00	1.00	-	-
Operations Bureau Total	192.50	192.50	191.50	191.50	(1.00)	19.50
Sheriff-Coroner Total	364.50	367.50	367.50	367.50	-	23.50
Public Safety and Justice Total	641.00	661.00	668.50	669.50	8.50	25.50
Grand Total	**2,686.66**	**2,795.56**	**2,796.26**	**2,804.26**	**8.70**	**71.05**

COUNTY OF SANTA CRUZ
MONTHLY AND HOURLY PAY RANGES
AS OF AUGUST 31, 2022

Job Description	Class	Benefit Status	Range	Step 1	Step 2	Step 3	Step 4	Step 5	Step 6	Step 7	Step 8	Monthly Pay First Step	Monthly Pay Last Step
ACCOUNT CLERK	CH3	41	BB	23.73	24.49	25.28	26.27	27.24	28.50	29.64		4,113	5,138
ACCOUNT CLERK TRAINEE	CH1	41	AT	21.82	22.33	22.98	23.97	24.90	25.94	26.97		3,782	4,675
ACCOUNTANT I	UB2	41	49	31.87	33.15	34.48	35.86	37.29	38.82	40.38		5,524	6,999
ACCOUNTANT II	UB4	41	HV	34.57	35.94	37.36	38.85	40.43	42.02	43.72		5,992	7,578
ACCOUNTANT III	UB6	41	6B	38.08	39.62	41.18	42.82	44.56	46.31	48.16		6,600	8,348
ACCOUNTING ANALYST	UB7	41	AD	42.37	44.07	45.84	47.67	49.57	51.56	53.62		7,344	9,294
ACCOUNTING MANAGER	UE5	11	AB	56.96	59.75	62.66	65.81	69.12	72.53	76.16		9,873	13,201
ACCOUNTING TECHNICIAN	CH7	41	V2	29.82	31.08	32.31	33.59	34.92	36.30	37.75		5,169	6,543
ACCTG CLERICAL SUPV I	CH6	41	V2	29.82	31.08	32.31	33.59	34.92	36.30	37.75		5,169	6,543
ACCTG CLERICAL SUPV II	CH9	41	JL	32.00	33.25	34.58	35.99	37.40	38.89	40.45		5,547	7,011
ADMIN AIDE	UR1	41	LO	30.15	31.38	32.64	33.94	35.29	36.69	38.15		5,226	6,613
ADMIN SEC BD OF SUPVRS	BJ8	41	TI	32.81	34.12	35.46	36.88	38.39	39.87	41.47		5,687	7,188
ADMIN SERVICES MANAGER	UW7	11	B1	46.23	48.47	50.86	53.34	56.01	58.79	61.73		8,013	10,700
ADMIN SVCS OFF I	UW3	11	N4	37.86	39.69	41.61	43.64	45.86	48.14	50.55		6,562	8,762
ADMIN SVCS OFF II	UW5	11	PR	41.60	43.63	45.78	47.98	50.39	52.89	55.53		7,211	9,625
AG BIOLOGIST AIDE	TC1	41	31	21.89	22.76	23.66	24.61	25.57	26.64	27.71		3,794	4,803
AG COMM/DIR WGTS & MEA	TG9	04	8A	65.69	68.98	72.43	76.04	79.82	83.84	88.03		11,386	15,258
AG/WGTS & MEAS INS I	TG3	41	EO	28.34	29.43	30.66	31.86	33.17	34.45	35.83		4,912	6,210
AG/WGTS & MEAS INS II	TG5	41	JG	31.13	32.35	33.62	34.98	36.38	37.84	39.36		5,396	6,822
AG/WGTS & MEAS INS III	TG7	41	55	34.29	35.65	37.07	38.52	40.10	41.69	43.37		5,943	7,517
ANIMAL CARE WORKER	AC2	41	D2	20.74	21.81	22.85	24.00	24.96	24.96	24.96		3,595	4,326
ANIMAL CONTROL OFF I	AC5	41	D4	23.62	24.80	26.02	27.35	28.45	28.45	28.45		4,094	4,931
ANIMAL CONTROL OFF II	AC7	41	D6	27.47	28.85	30.29	31.79	33.06	33.06	33.06		4,761	5,730
ANIMAL HEALTH SPEC	AC6	41	D5	24.30	25.49	26.78	28.13	29.25	29.25	29.25		4,212	5,070
ANIMAL SVCS ASST	AC1	41	D2	20.74	21.81	22.85	24.00	24.96	24.96	24.96		3,595	4,326
ANIMAL SVCS CLK DISP	AD3	41	FC	23.60	24.60	25.61	26.67	27.74	27.74	27.74		4,091	4,808
ANIMAL SVCS COORD	AC4	41	DO	26.74	27.82	28.93	30.12	31.32	31.32	31.32		4,635	5,429
ANIMAL SVCS FIELD MGR	AC9	11	D8	37.32	39.13	41.06	43.12	45.29	45.29	45.29		6,469	7,850
ANIMAL SVCS OPRS MGR	AD9	11	S9	41.79	43.87	46.07	48.37	50.79	53.33	56.00		7,243	9,706
ANIMAL SVCS SHELTR MGR	AC8	11	D8	37.32	39.13	41.06	43.12	45.29	45.29	45.29		6,469	7,850
APPRAISER I	DA5	41	BU	28.73	29.92	31.06	32.35	33.62	35.02	36.42		4,980	6,313
APPRAISER II	DA7	41	BW	33.46	34.77	36.19	37.63	39.13	40.70	42.32		5,800	7,335
APPRAISER/AUDITR AIDE	DA2	41	EQ	26.83	27.86	28.97	30.16	31.37	32.59	33.90		4,650	5,876
AQUATICS AIDE	GK8	9C	TC	15.45	15.45	15.45	15.45	15.45	15.45	15.45		2,678	2,678
AQUATICS COORDINATOR	GK5	41	Y4	29.71	30.88	32.12	33.39	34.75	36.11	37.56		5,150	6,510
AQUATICS PROG SPEC	GK4	41	34	23.55	24.45	25.43	26.46	27.54	28.64	29.79		4,082	5,164
AQUATICS SUPERVISOR	GK7	41	52	32.57	33.87	35.23	36.63	38.09	39.63	41.22		5,645	7,145
ASSESSMENT CLERK	BL3	41	MA	23.43	24.39	25.36	26.34	27.38	28.50	29.64		4,061	5,138
ASSESSMENT TECHNICIAN	BL5	41	IV	25.13	26.16	27.22	28.25	29.40	30.61	31.85		4,356	5,521
ASSESSOR-RECORDER	DB9	02	4C	117.03	117.03	117.03	117.03	117.03	117.03	117.03		20,285	20,285
ASSOC ADMIN ANALYST	UR5	08	UG	40.67	42.69	44.89	47.08	49.42	51.91	54.50		7,049	9,446
ASSOC CIVIL ENGINEER	ED7	41	NH	44.50	46.32	48.15	50.08	52.09	54.16	56.31		7,713	9,760
ASSOC HUM SVCS ANALYST	XA5	11	PM	38.04	39.93	41.89	43.92	46.10	48.40	50.82		6,593	8,809
ASSOC PERSONNEL ANLST	VE6	08	UF	37.59	39.48	41.41	43.48	45.70	47.99	50.39		6,515	8,734
ASST ADMIN ANALYST(MT)	UR3	05	UD	35.10	36.83	38.65	40.62	42.62	44.75	46.98		6,084	8,143
ASST CHF FISCL SVC-HSA	UD5	11	T9	49.38	51.80	54.33	57.00	59.53	62.84	65.99		8,559	11,438
ASST CHF PROBATION OFF	SX7	0G	UZ	59.52	62.42	65.60	68.85	72.32	75.91	79.71		10,317	13,816
ASST COUNTY ADMIN OFF	UT7	06	2A	98.46	103.38	108.55	113.98	119.68	125.66	131.94		17,066	22,869
ASST DEPTL ADMIN ANLST	US1	14	M8	32.36	33.93	35.57	37.30	39.13	41.09	43.13		5,609	7,476
ASST DIR - HSA or HSD	SP8	06	YG	77.88	81.79	85.90	90.18	94.70	99.42	104.39		13,499	18,094
ASST DIR LABORATORY SV	NE6	11	AG	42.06	44.14	46.36	48.67	51.12	53.68	56.36		7,290	9,769
ASST DIR OF INFO SVCS	UP8	06	5D	68.48	71.89	75.50	79.27	83.21	87.42	91.78		11,870	15,908
ASST DIR OF NURSING	PD8	11	ML	55.32	58.04	60.94	63.85	67.01	70.35	73.86		9,589	12,802
ASST DIR OF PUBLIC WKS	EE5	06	4D	67.63	71.01	74.55	78.25	82.17	86.30	90.62		11,722	15,707
ASST DIV DIR - HSD	SP3	11	JR	53.69	56.36	59.09	61.98	65.02	68.27	71.68		9,306	12,424
ASST DIV DIR - HSD (B)	SP3	11	45	56.37	59.17	62.06	65.08	68.29	71.68	75.26		9,771	13,045
ASST FAIR HEARING OFFR	SF1	41	NZ	33.34	34.68	36.05	37.50	39.00	40.56	42.19		5,779	7,313

COUNTY OF SANTA CRUZ
MONTHLY AND HOURLY PAY RANGES
AS OF AUGUST 31, 2022

Job Description	Class	Benefit Status	Range	Step 1	Step 2	Step 3	Step 4	Step 5	Step 6	Step 7	Step 8	Monthly Pay First Step	Monthly Pay Last Step
ASST HUMAN SVC ANALYST	XA3	11	M8	32.36	33.93	35.57	37.30	39.13	41.09	43.13		5,609	7,476
ASST IN CIVIL ENGRG	ED5	41	YO			41.12	42.76	44.47	46.25	48.10		7,127	8,337
ASST PERS ANALYST(MT)	VE4	05	UC	32.42	34.01	35.73	37.52	39.34	41.35	43.41		5,619	7,524
ASST PLANNING DIRECTOR	GC8	06	YJ	67.94	71.34	74.92	78.66	82.56	86.74	91.08		11,776	15,787
ASST PROB DIV DIR	SW7	12	N7	43.88	46.09	48.27	50.70	53.21	55.81	58.61		7,606	10,159
ASST PUB WKS SUPT	MV5	11	DC	43.92	46.04	48.27	50.67	53.18	55.84	58.66		7,613	10,168
ASST REAL PROPERTY AGT	DE3	41	HG	35.13	36.50	37.97	39.48	41.08	42.69	44.39		6,089	7,694
ASST RECORDER	DB7	11	N3	46.24	48.49	50.92	53.41	56.06	58.87	61.80		8,015	10,712
ASST VECTOR CONTR MGR	TC8	11	MS	50.15	52.61	55.20	57.89	60.80	63.83	67.02		8,693	11,617
ATTY I - CO COUNSEL	JD1	09	17			43.41	45.59	47.88	50.30	52.82		7,524	9,155
ATTY I - DA	JD2	61	17			43.41	45.59	47.88	50.30	52.82		7,524	9,155
ATTY I - PD	JG1	61	Z5			43.41	45.59	47.88	50.30	52.82		7,524	9,155
ATTY II - CO COUNSEL	JD3	09	18			54.83	57.57	60.46	63.46	66.63		9,504	11,549
ATTY II - DA	JD4	61	18			54.83	57.57	60.46	63.46	66.63		9,504	11,549
ATTY II - PD	JG2	61	Z6			54.83	57.57	60.46	63.46	66.63		9,504	11,549
ATTY III - CO COUNSEL	JD5	09	19			65.12	68.33	71.79	75.35	79.12		11,287	13,714
ATTY III - DA	JD6	61	19			65.12	68.33	71.79	75.35	79.12		11,287	13,714
ATTY III - DA(C)	JD6	61	UW			71.64	75.17	78.96	82.87	87.01		12,417	15,081
ATTY III - PD	JG3	61	Z7			65.12	68.33	71.79	75.35	79.12		11,287	13,714
ATTY IV - CO COUNSEL	JD7	09	20			76.00	79.81	83.81	88.00	92.39		13,173	16,014
ATTY IV - DA	JD8	61	20			76.00	79.81	83.81	88.00	92.39		13,173	16,014
ATTY IV - DA(C)	JD8	61	UV			83.61	87.79	92.20	96.79	101.63		14,492	17,616
ATTY IV - PD	JG4	61	Z8			76.00	79.81	83.81	88.00	92.39		13,173	16,014
AUD-CONT-TREAS-TAX COL	UH9	02	8K	120.15	120.15	120.15	120.15	120.15	120.15	120.15		20,826	20,826
AUDIT/SYSTEMS MGR	UF8	11	AB	56.96	59.75	62.66	65.81	69.12	72.53	76.16		9,873	13,201
AUDITOR - APPRAISER I	UG5	41	BK	29.11	30.26	31.49	32.74	34.00	35.38	36.80		5,046	6,379
AUDITOR - APPRAISER II	UG7	41	HW	35.17	36.53	38.01	39.55	41.12	42.75	44.45		6,096	7,705
AUDITOR -APPRAISER III	UG8	41	BO	36.98	38.47	39.95	41.58	43.24	44.96	46.74		6,410	8,101
AUDITOR I	UF2	41	G5	33.63	33.63	33.63	34.96	36.39	37.81	39.32		5,829	6,815
AUDITOR II	UF3	41	G6	36.85	36.85	36.85	38.33	39.86	41.45	43.10		6,387	7,471
AUDITOR III	UF4	41	G7	40.48	40.48	40.48	42.07	43.78	45.52	47.34		7,016	8,205
AUDITOR IV	UF6	41	VH	48.74	48.74	48.74	50.72	52.71	54.83	57.02		8,448	9,883
AUTO SVCS ATTENDANT	MM1	41	RG	20.45	21.24	22.13	22.99	23.91	24.85	25.83		3,545	4,477
AUTOMOTIVE MECHANIC	MM4	41	DN	29.89	31.14	32.42	33.77	35.20	36.65	38.11		5,181	6,606
BEHAV HLTH PROGRAM MGR	NL6	11	RA	49.02	51.39	53.91	56.54	59.34	62.33	65.43		8,497	11,341
BENEFITS REP	SC6	41	J3	29.39	30.57	31.78	33.03	34.35	35.74	37.17		5,094	6,443
BENEFITS REP SUPV	SE5	41	07	32.51	33.80	35.11	36.50	37.88	39.37	40.94		5,635	7,096
BENEFITS REP TRAINEE	SC3	41	KY	23.69	24.63	25.57	26.59	27.70	28.82	29.97		4,106	5,195
BLDG CONSTR PROJ MGR	ED9	11	DW	43.95	46.17	48.45	50.79	53.31	55.97	58.76		7,618	10,185
BLDG COUNTER SUPVR	TP6	41	IK	40.11	41.69	43.33	45.09	46.93	48.75	50.70		6,952	8,788
BLDG EQUIP MECHANIC	MH3	41	R5	33.50	34.89	36.34	37.98	39.57	41.27	42.94		5,807	7,443
BLDG EQUIP SUPVR	MH8	41	LI	42.79	44.50	46.25	48.09	50.00	52.00	54.09		7,417	9,375
BLDG INSPECTOR I	TR4	41	BP	35.91	37.32	38.83	40.39	41.97	43.66	45.42		6,224	7,873
BLDG INSPECTOR II	TR6	41	JI	39.42	40.99	42.60	44.33	46.12	47.97	49.88		6,833	8,646
BLDG MAINT SUPT	MH9	11	MF	49.15	51.51	54.03	56.68	59.55	62.49	65.61		8,519	11,372
BLDG MAINT SUPVR	MH7	41	H9	39.56	41.16	42.77	44.47	46.24	48.09	50.01		6,857	8,668
BLDG MAINT WORKER I	MG4	41	JK	26.49	27.58	28.62	29.78	30.95	32.18	33.46		4,592	5,800
BLDG MAINT WORKER II	MG6	41	R8	29.09	30.27	31.40	32.69	33.96	35.31	36.72		5,042	6,365
BLDG MAINT WORKER III	MG8	41	IF	31.16	32.34	33.64	34.96	36.34	37.80	39.30		5,401	6,812
BLDG PERMIT TECH I	TP2	41	8D	26.80	27.83	28.96	30.13	31.32	32.57	33.88		4,645	5,872
BLDG PERMIT TECH II	TP3	41	86	29.65	30.86	32.07	33.34	34.70	36.08	37.53		5,139	6,505
BLDG PLANS CHECKER	TP7	41	HY	40.11	41.69	43.33	45.09	46.93	48.75	50.70		6,952	8,788
BOARD CLERK	BX5	41	8E	27.78	28.93	30.08	31.27	32.55	33.85	35.18		4,815	6,098
BUS ANALYTICS MGR-HSD	AN6	11	1G	49.11	51.70	54.43	57.28	60.30	63.48	66.82		8,512	11,582
BUYER	VC3	41	VP	31.95	33.27	34.71	36.17	37.80	39.56	41.15		5,538	7,133
CAL CHILD SVCS SPEC I	SG3	41	8C	25.35	26.39	27.42	28.51	29.66	30.83	32.05		4,394	5,555
CAL CHILD SVCS SPEC II	SG5	41	J2	28.85	30.00	31.19	32.40	33.72	35.08	36.48		5,001	6,323

COUNTY OF SANTA CRUZ
MONTHLY AND HOURLY PAY RANGES
AS OF AUGUST 31, 2022

Job Description	Class	Benefit Status	Range	Step 1	Step 2	Step 3	Step 4	Step 5	Step 6	Step 7	Step 8	Monthly Pay First Step	Monthly Pay Last Step
CANNABIS LICENSING MGR	WD8	08	8X	51.12	53.70	56.31	59.06	61.96	65.06	68.33		8,861	11,844
CAPITAL IMPR PROG MGR	US7	11	D7	51.43	54.03	56.66	59.43	62.37	65.49	68.76		8,914	11,918
CASE DATA CLERK	BN3	41	M6	23.31	24.01	24.86	25.87	26.88	28.03	29.15		4,040	5,053
CASHIER-DISPOSAL SITE	BS9	43	K3	25.94	26.82	27.69	28.93	30.16	31.48	32.73		4,496	5,673
CCS - PHYSICAL THERAPI	PP5	41	F5	46.95	46.95	46.95	46.95	48.79	50.77	52.81		8,138	9,154
CCS - SUPVG THERAPIST	PP7	11	A4	47.12	49.40	51.83	54.35	57.06	59.93	62.93		8,167	10,908
CCS- OCCUPATIONAL THER	PP6	41	F5	46.95	46.95	46.95	46.95	48.79	50.77	52.81		8,138	9,154
CENTRAL COLLECTNS SUPV	BY8	11	EY	38.25	40.10	42.09	44.13	46.31	48.64	51.08		6,630	8,854
CHAIRPERSON BD OF SUPV	AA1	01	00	67.67								11,729	11,729
CHF ASST CO COUNSEL	JF8	06	YD	82.80	86.93	91.31	95.82	100.62	105.70	110.98		14,352	19,236
CHF AUDITOR APPRAISER	UG9	11	T2	46.75	49.05	51.46	53.97	56.58	59.41	62.40		8,103	10,816
CHF BUILDING INSPECTOR	TP9	11	D9	51.24	53.83	56.44	59.20	62.12	65.23	68.49		8,881	11,871
CHF CORRECTNS MED SVCS	PE8	08	9C	59.13	62.06	65.17	68.42	71.85	75.48	79.24		10,249	13,735
CHF D A INSPECTOR++	RH8	0C	YN	67.61	70.99	74.52	78.25	82.16	86.28	90.59		11,719	15,702
CHF DEP ASSESSOR-ADMIN	DB5	11	W4	51.46	53.95	56.60	59.37	62.32	65.46	68.73		8,920	11,913
CHF DEP ASSESSOR-VALU	DB4	11	W4	51.46	53.95	56.60	59.37	62.32	65.46	68.73		8,920	11,913
CHF DEP AUD-CONTROLLER	UE7	06	8H	75.32	79.07	83.04	87.18	91.55	96.14	100.95		13,055	17,498
CHF DEP CLK-BD OF SUPV	BX8	11	M1	46.48	48.69	51.07	53.52	56.14	58.97	61.92		8,056	10,733
CHF DEP DIST ATTY	JH7	06	YD	82.80	86.93	91.31	95.82	100.62	105.70	110.98		14,352	19,236
CHF DEP PUB DEFENDER	JG8	06	ZX	82.80	86.93	91.31	95.82	100.62	105.70	110.98		14,352	19,236
CHF DEPTY DA-ADMIN	UX3	06	9A	56.87	59.67	62.67	65.81	69.09	72.57	76.19		9,857	13,206
CHF OF ASSESSMENT STDS	DB3	11	MG	44.69	46.83	49.16	51.57	54.07	56.76	59.61		7,746	10,332
CHF OF CLINIC SVCS	PK9	08	43	65.64	68.87	72.34	75.95	79.76	83.78	87.96		11,377	15,246
CHF OF FISCAL SERVICES	UD9	11	MH	55.88	58.67	61.52	64.59	67.78	71.19	74.75		9,686	12,956
CHF OF PUBLIC HEALTH	PJ9	08	9D	69.89	73.37	77.03	80.92	84.94	89.22	93.68		12,114	16,238
CHF OF STAFF - BOS	UY4	0E	UO	42.70	44.83	47.12	49.44	51.91	54.51	57.23		7,401	9,920
CHF PHARMACIST	NJ8	11	NW	74.05	77.77	81.66	85.58	89.82	94.30	99.01		12,835	17,161
CHF PROBATION OFFICER	SX9	0F	YB	80.18	84.17	88.41	92.83	97.46	102.32	107.43		13,898	18,621
CHF RAD TECHNOLOGIST	NG4	41	BG	45.89	47.75	49.64	51.66	53.73	55.90	58.13		7,954	10,076
CHF REAL PROPERTY AGT	DE7	11	P4	54.98	57.69	60.51	63.56	66.67	69.98	73.48		9,530	12,736
CHF WELFARE FRAUD INV	RH4	11	W1	47.66	49.96	52.44	55.00	57.68	60.55	63.59		8,261	11,022
CHIEF OF PSYCHIATRY	PR7	08	GF	125.34	125.34	125.34	125.34	131.56	138.15	145.06		21,725	25,143
CHIEF PD INVESTIGATOR	DJ9	08	SQ	51.79	54.44	57.30	60.31	63.48	66.82	70.34		8,977	12,192
CHILD SUPP ATTY III(B)	JE6	61	UR			68.36	71.76	75.37	79.11	83.07		11,849	14,399
CHILD SUPP ATTY IV(B)	JE7	61	UT			79.81	83.80	88.01	92.38	97.01		13,833	16,815
CHILD SUPPORT ATTY I	JE4	61	17			43.41	45.59	47.88	50.30	52.82		7,524	9,155
CHILD SUPPORT ATTY II	JE5	61	18			54.83	57.57	60.46	63.46	66.63		9,504	11,549
CHILD SUPPORT ATTY III	JE6	61	19			65.12	68.33	71.79	75.35	79.12		11,287	13,714
CHILD SUPPORT ATTY IV	JE7	61	20			76.00	79.81	83.81	88.00	92.39		13,173	16,014
CHILD SUPPORT INV I	RI1	41	KP	33.37	34.68	36.04	37.48	39.00	40.55	42.18		5,784	7,311
CHILD SUPPORT INV II	RI2	41	VF	42.79	42.79	42.79	42.79	44.47	46.26	48.11		7,417	8,339
CHILD SUPPORT MANAGER	US6	11	MI	48.54	50.90	53.37	56.00	58.78	61.73	64.81		8,413	11,234
CHILD SUPPORT SPEC I	BY1	41	KI	25.07	26.11	27.11	28.18	29.34	30.49	31.70		4,345	5,495
CHILD SUPPORT SPEC II	BY2	41	KZ	28.99	30.15	31.33	32.58	33.90	35.25	36.66		5,025	6,354
CHILD SUPPORT SPEC III	BY3	41	XO	31.89	33.14	34.46	35.82	37.29	38.77	40.32		5,527	6,989
CIVIL ENGINEER	EE1	41	NM	49.04	51.03	53.05	55.18	57.40	59.68	62.07		8,500	10,759
CIVIL PROCESS SUPVR	RD9	11	LK	40.52	42.56	44.61	46.78	49.08	51.55	54.13		7,023	9,382
CLERICAL SUPVR I	BD3	41	VO	29.71	30.92	32.18	33.45	34.81	36.16	37.62		5,150	6,521
CLERICAL SUPVR II	BD6	41	JY	31.86	33.09	34.46	35.82	37.28	38.74	40.28		5,522	6,982
CLERK I	BA4	41	D1	19.75	20.33	20.92	21.77	22.61	23.55	24.49		3,423	4,245
CLERK II	BA6	41	28	21.38	22.24	23.09	24.01	24.98	25.97	27.01		3,706	4,682
CLERK III	BA8	41	FB	23.05	23.97	24.92	25.90	26.92	28.02	29.14		3,995	5,051
CLERK III SUPERVISORY	BA7	41	JF	23.83	24.83	25.79	26.82	27.92	29.02	30.18		4,130	5,231
CLIMATE ACTION MANAGER	WA7	11	AE	51.24	53.83	56.44	59.20	62.12	65.23	68.49		8,881	11,871
CLINIC NURSE I	PG3	41	WW	42.53	42.53	42.53	44.27	46.05	47.86	49.78		7,372	8,628
CLINIC NURSE II	PG5	41	WA	46.34	46.34	46.34	48.22	50.16	52.14	54.22		8,032	9,398
CLINIC NURSE III	PG7	41	VK	51.29	51.29	51.29	53.33	55.44	57.67	59.96		8,890	10,393

COUNTY OF SANTA CRUZ
MONTHLY AND HOURLY PAY RANGES
AS OF AUGUST 31, 2022

Job Description	Class	Benefit Status	Range	Step 1	Step 2	Step 3	Step 4	Step 5	Step 6	Step 7	Step 8	Monthly Pay First Step	Monthly Pay Last Step
CLINIC PHYSICIAN-HSA	PT3	85	G9	118.91	118.91	118.91	118.91	118.91	123.66	128.60		20,611	22,290
CLINICAL LAB SCIENTIST	NC7	41	GH	48.41	50.35	52.34	54.45	56.65	58.88	61.24		8,391	10,615
CLINICAL PSYCHOLOGIST	SY3	41	ZD	48.06	50.00	51.97	54.04	56.23	58.46	60.80		8,330	10,538
CODE COMPL INVEST I	GL3	41	DQ	28.93	30.07	31.30	32.54	33.85	35.23	36.64		5,014	6,351
CODE COMPL INVEST II	GL5	41	IL	34.09	35.46	36.89	38.35	39.87	41.46	43.11		5,909	7,472
CODE COMPL INVEST III	GL7	41	CZ	37.56	39.10	40.63	42.27	43.94	45.69	47.50		6,510	8,233
CODE COMPL INVEST IV	GL8	41	TJ	41.26	42.92	44.63	46.41	48.23	50.18	52.20		7,152	9,048
COLLECTION OFFICER	BY6	41	CF	27.32	28.47	29.56	30.75	31.97	33.25	34.58		4,735	5,994
COMM INSTALLER	MY1	41	RO	26.25	27.33	28.40	29.54	30.72	31.93	33.20		4,550	5,755
COMM MENTAL HLTH AIDE	NM3	41	K7	25.35	26.37	27.26	28.34	29.40	30.69	31.92		4,394	5,533
COMM TECHNICIAN I	MY3	41	JZ	28.84	29.98	31.20	32.42	33.72	35.06	36.46		4,999	6,320
COMM TECHNICIAN II	MY5	41	GI	35.10	36.51	37.97	39.49	41.07	42.69	44.39		6,084	7,694
COMMISSIONS COORD.	UY6	11	RN	31.28	32.78	34.41	36.07	37.85	39.71	41.72		5,422	7,231
COMMUNICATIONS MANAGER	UP4	11	GQ	51.82	54.42	57.12	60.00	63.00	66.15	69.47		8,982	12,041
COMMUNITY HLTH WKR I	NW3	41	03	23.69	24.34	25.13	26.14	27.23	28.23	29.37		4,106	5,091
COMMUNITY HLTH WKR II	NW5	41	K7	25.35	26.37	27.26	28.34	29.40	30.69	31.92		4,394	5,533
COOK	FG5	41	IY	23.23	24.13	25.07	26.06	27.14	28.19	29.32		4,026	5,082
COOK'S ASSISTANT	FG3	41	R1	19.89	20.67	21.51	22.38	23.27	24.18	25.15		3,448	4,359
CORONER FORENSIC TECH	RE2	41	VX	41.59	43.24	44.96	46.79	48.65	50.63	52.64		7,209	9,124
CORRECTIONS MED DIR	PE7	11	DV	104.02	104.02	104.02	104.02	109.25	114.70	120.44		18,030	20,876
CORRECTIONS SERGEANT	RC9	51	L5	46.49	48.73	51.16	53.73	56.42	59.24	62.21		8,058	10,783
COUNTY ADMIN OFFICER	UT9	04	1A	121.46	127.54	133.89	140.63	147.64	155.05	162.81		21,053	28,220
COUNTY BUDGET MANAGER	UT8	08	YR	85.36	89.65	94.14	98.84	103.77	108.97	114.41		14,795	19,831
COUNTY CLERK	BR9	02	3D	87.15	87.15	87.15	87.15	87.15	87.15	87.15		15,106	15,106
COUNTY COUNSEL	JF9	04	3C	104.27	109.49	114.97	120.70	126.71	133.06	139.71		18,073	24,216
COUNTY PUB INFO OFF	UR8	08	UM	50.00	52.48	55.08	57.87	60.78	63.81	66.98		8,667	11,610
COUNTY SAFETY OFFICER	EF8	11	UI	43.65	45.85	48.16	50.56	53.09	55.74	58.53		7,566	10,145
COUNTY SUPERVISOR	AA4	01	00	67.09								11,629	11,629
COUNTY SVRS ANALYST	UY3	0E	UH	42.70	44.82	47.13	49.43	51.89	54.51	57.23		7,401	9,920
CRIMINALIST I	BM1	41	ZQ	38.60	40.14	41.77	43.41	45.13	46.96	48.84		6,691	8,465
CRIMINALIST II	BM2	41	Q9	46.49	48.35	50.28	52.29	54.39	56.56	58.82		8,058	10,195
CULTURAL AFFAIRS SPEC	GS5	41	52	32.57	33.87	35.23	36.63	38.09	39.63	41.22		5,645	7,145
CUSTODIAN	FD2	41	RI	20.55	21.38	22.22	23.08	24.01	24.99	26.00		3,562	4,507
CUSTODIAN LEADWORKER	FD4	41	R2	21.64	22.53	23.41	24.39	25.36	26.51	27.58		3,751	4,780
DA INSPECTOR I++	RH5	81	JU	41.59	43.66	45.82	48.12	50.58	53.08	55.74		7,209	9,661
DA INSPECTOR II	RH7	81	LS	50.83	53.38	56.05	58.83	61.77	64.86	68.10		8,810	11,804
DA INSPECTOR III	RH9	81	XV	55.31	58.08	60.97	64.01	67.23	70.59	74.11		9,587	12,845
DEP AG COMM/SEALER	TG8	11	N9	46.18	48.40	50.79	53.26	55.84	58.66	61.59		8,004	10,675
DEP DIR MH SUB ABUSE	PS8	11	XX	59.06	62.03	65.15	68.39	71.83	75.40	79.17		10,237	13,723
DEP PROBATION OFF I	SU4	82	KQ	33.47	34.86	36.22	37.71	39.14	40.71	42.39		5,801	7,347
DEP PROBATION OFF II	SU6	82	BQ	36.98	38.49	40.01	41.65	43.24	45.03	46.82		6,410	8,115
DEP PROBATION OFF III	SU8	82	E4	41.81	43.43	45.06	46.78	48.57	50.45	52.45		7,247	9,091
DEP PUBLIC ADMINISTR	DH7	11	MK	36.89	38.70	40.57	42.57	44.63	46.85	49.20		6,394	8,528
DEP SHERIFF ++	RE5	32	L2		45.94	48.24	50.63	53.16	55.81	58.61	61.54	7,963	10,667
DEP SHERIFF TRNEE	RE3	34	B8	43.71	45.94	48.24	50.63	53.16	55.81	58.61	61.54	7,576	10,667
DEPTL ADMIN ANALYST	US3	11	PM	38.04	39.93	41.89	43.92	46.10	48.40	50.82		6,593	8,809
DEPTL FISCAL OFFICER	UD6	11	T9	49.38	51.80	54.33	57.00	59.53	62.84	65.99		8,559	11,438
DEPTY DIR-GEN SVCS	TS7	06	YH	68.69	72.17	75.72	79.50	83.52	87.71	92.09		11,906	15,962
DEPTY DIR-PERSONNEL	VG7	06	AC	67.01	70.29	73.81	77.54	81.40	85.48	89.75		11,615	15,556
DEPTY DIR-POSCS	GV8	06	ZH	67.01	70.29	73.81	77.54	81.40	85.48	89.75		11,615	15,556
DEPUTY CAO	UT5	08	YR	85.36	89.65	94.14	98.84	103.77	108.97	114.41		14,795	19,831
DEPUTY PUBLIC GUARDIAN	DG4	41	H4	36.87	38.36	39.88	41.49	43.14	44.91	46.69		6,391	8,093
DETENTION LVN	PD4	41	JQ	33.29	34.64	36.01	37.44	38.96	40.50	42.12		5,770	7,301
DETENTION NURSE SPEC I	PD5	41	CY	51.37	51.37	51.37	51.37	51.37	53.46	55.59		8,904	9,635
DETENTION NURSE SPECII	PD6	41	CO	51.64	53.70	55.85	58.09	60.40	62.81	65.33		8,951	11,324
DIR MENTAL HLTH SVCS	PR8	08	YC	77.49	81.36	85.41	89.68	94.17	98.88	103.81		13,431	17,993
DIR OF ADMIN SERVICES	UV7	08	YS	71.56	75.10	78.84	82.82	86.97	91.28	95.87		12,403	16,617

COUNTY OF SANTA CRUZ
MONTHLY AND HOURLY PAY RANGES
AS OF AUGUST 31, 2022

Job Description	Class	Benefit Status	Range	Step 1	Step 2	Step 3	Step 4	Step 5	Step 6	Step 7	Step 8	Monthly Pay First Step	Monthly Pay Last Step
DIR OF CAP PROJECTS	US9	08	4D	67.63	71.01	74.55	78.25	82.17	86.30	90.62		11,722	15,707
DIR OF CHILD SUP SVCS	US8	04	YQ	76.95	80.79	84.86	89.07	93.53	98.20	103.11		13,338	17,872
DIR OF ENVIRON HEALTH	TK9	08	YM	58.30	61.21	64.27	67.50	70.87	74.40	78.13		10,105	13,542
DIR OF GENERAL SVCS	VB9	04	YE	77.64	81.53	85.59	89.89	94.37	99.07	104.03		13,457	18,032
DIR OF HOUSING HEALTH	HS8	08	YS	71.56	75.10	78.84	82.82	86.97	91.28	95.87		12,403	16,617
DIR OF INFO SERVICES	UP9	04	5C	83.14	87.30	91.66	96.26	101.04	106.13	111.44		14,411	19,316
DIR OF LABORATORY SVCS	NE9	11	AF	52.05	54.56	57.26	60.09	62.99	66.14	69.46		9,022	12,040
DIR OF POSCS	GV9	04	YF	76.13	79.97	83.98	88.15	92.62	97.20	102.06		13,196	17,690
DIR OF PUBLIC WORKS	EE9	04	4A	85.82	90.08	94.59	99.31	104.28	109.45	114.92		14,875	19,919
DIRECTOR OF NURSING	PD9	11	MN	62.42	65.24	68.40	71.75	75.27	79.01	82.97		10,819	14,381
DISPOSAL SITE MAIN WKR	MW6	43	WF	30.55	31.73	33.03	34.32	35.69	37.09	38.57		5,295	6,685
DIST ATTORNEY	JH9	02	3B	139.71	139.71	139.71	139.71	139.71	139.71	139.71		24,216	24,216
DIV DIR - HSD	SP5	08	0A	60.11	63.07	66.21	69.54	73.03	76.68	80.53		10,419	13,958
DIV DIR - SOCIAL SVCS	SP6	08	9E	65.11	68.36	71.78	75.36	79.13	83.14	87.28		11,286	15,128
DIV DIR CHLD WELF SVCS	SP7	08	9F	68.25	71.65	75.22	78.98	82.92	87.10	91.46		11,830	15,853
DIV DIR ENVIRON HEALTH	TK8	11	B5	54.26	56.92	59.73	62.73	65.79	69.06	72.51		9,405	12,568
DIV MGR - GENERAL SVCS	MV3	11	DI	42.34	44.44	46.58	48.88	51.27	53.85	56.54		7,339	9,800
DIVISION SECRETARY	BJ4	41	Y5	26.43	27.52	28.59	29.69	30.91	32.16	33.44		4,581	5,796
DUPL EQUIP OPR I	CR1	41	DJ	19.93	20.51	21.07	21.93	22.76	23.73	24.67		3,454	4,276
DUPL EQUIP OPR II	CR3	41	29	21.54	22.40	23.27	24.21	25.13	26.16	27.21		3,734	4,716
DUPL EQUIP OPR III	CR7	41	IZ	24.11	25.07	26.06	27.06	28.17	29.28	30.46		4,179	5,280
ECONOMIC DEV COORD	SH7	11	XZ	51.24	53.83	56.44	59.20	62.12	65.23	68.49		8,881	11,871
ECONOMIC DEV MGR	WA8	11	XY	59.28	62.22	65.33	68.60	72.04	75.67	79.45		10,275	13,771
ELECTION WKR-CENTRAL	BA2	9C	KB	19.21	19.21	19.21	19.21	19.21	19.21	19.21		3,330	3,330
ELECTION WKR-MISC	BA1	9C	KB	19.21	19.21	19.21	19.21	19.21	19.21	19.21		3,330	3,330
ELECTR INSTR SUPVR	MS8	43	MX	40.84	42.44	44.17	45.91	47.73	49.65	51.63		7,079	8,949
ELECTR INSTR TECH I	MS3	43	HO	32.25	33.50	34.87	36.24	37.70	39.19	40.76		5,590	7,065
ELECTR INSTR TECH II	MS5	43	GL	36.98	38.48	40.03	41.59	43.27	44.99	46.78		6,410	8,108
EMERGENCY SERVICES ADM	UU9	08	XU	55.49	58.27	61.20	64.24	67.48	70.79	74.34		9,618	12,885
EMERGENCY SERVICES MGR	UV8	11	XR	46.45	48.80	51.24	53.81	56.49	59.33	62.30		8,051	10,798
EMPLOY TRAIN SPEC I	SF5	41	KC	28.07	29.16	30.31	31.49	32.81	34.09	35.45		4,865	6,145
EMPLOY TRAIN SPEC II	SH1	41	IH	31.81	33.07	34.37	35.77	37.19	38.70	40.24		5,514	6,975
EMPLOY TRAIN SUPVR	SG8	11	XF	38.95	40.89	42.88	44.99	47.16	49.52	51.98		6,751	9,010
EMPLOYEE REL PROG MGR	VG8	08	YP	57.71	60.63	63.66	66.85	70.20	73.69	77.37		10,003	13,411
ENGINEERING ASSOCIATE	EC9	41	MO	38.84	40.33	41.96	43.64	45.41	47.18	49.08		6,732	8,507
ENGINEERING TECH I	EC2	41	DY	29.28	30.44	31.66	32.93	34.26	35.62	37.04		5,075	6,420
ENGINEERING TECH II	EC4	41	IB	31.01	32.29	33.55	34.90	36.32	37.77	39.27		5,375	6,807
ENGINEERING TECH III	EC5	41	HZ	34.02	35.38	36.82	38.29	39.82	41.40	43.04		5,897	7,460
ENGRG AIDE I	EB3	41	I1	23.05	23.98	24.92	25.91	26.96	28.05	29.17		3,995	5,056
ENGRG AIDE II	EB5	41	WG	26.72	27.79	28.89	30.02	31.24	32.49	33.79		4,631	5,857
ENV. HLTH-PROG MGR I	TK4	11	A1	45.08	47.28	49.60	52.01	54.62	57.34	60.20		7,814	10,434
ENV. HLTH-PROG MGR II	TK5	11	B2	48.26	50.59	53.10	55.70	58.51	61.44	64.52		8,365	11,183
ENVIRON HEALTH AIDE	TJ1	41	KG	23.09	23.72	24.51	25.51	26.60	27.73	28.84		4,002	4,999
ENVIRON HLTH SPEC I	TJ7	41	XK	34.32	35.56	37.40	39.13	40.93	43.00	44.71		5,949	7,750
ENVIRON HLTH SPEC II	TJ8	41	H8	37.32	38.77	40.77	42.64	44.59	46.88	48.74		6,469	8,448
ENVIRON HLTH SPEC TRNE	TJ5	41	KK	30.79	31.89	33.04	34.75	36.26	37.88	39.40		5,337	6,829
ENVIRON HLTH SPECIII	TJ9	41	XG	42.36	44.07	45.82	47.68	49.59	51.56	53.63		7,342	9,296
ENVIRON PROG COORD	TM5	43	CV	45.21	47.05	48.89	50.80	52.86	54.96	57.17		7,836	9,909
EPIDEMIOLOGIST	NH1	41	XB	45.57	47.35	49.29	51.25	53.26	55.40	57.63		7,899	9,989
EQUAL EMPMT OP OFFICER	VA9	08	UK	50.00	52.48	55.08	57.87	60.78	63.81	66.98		8,667	11,610
EXEC SECRETARY-CAO	BJ7	41	TI	32.81	34.12	35.46	36.88	38.39	39.87	41.47		5,687	7,188
EXECUTIVE SECRETARY	BJ9	41	II	31.11	32.33	33.59	34.95	36.35	37.81	39.32		5,392	6,815
FACILITIES MANAGER	US4	11	MR	37.58	39.43	41.40	43.38	45.51	47.77	50.17		6,514	8,696
FAIR HEARING OFFICER	SF2	11	BI	37.27	39.11	40.98	42.97	45.12	47.35	49.73		6,460	8,620
FOOD SVCS MANAGER	FG9	11	LF	36.45	38.26	40.12	42.07	44.11	46.35	48.66		6,318	8,434
FORENSIC PATHOLOGIST	PT9	08	4F	98.46	103.38	108.55	113.98	119.68	125.66	131.94		17,066	22,869
FORENSIC SVCS DIRECTOR	FL8	11	QM	58.03	60.93	63.98	67.18	70.54	74.05	77.77		10,058	13,480

COUNTY OF SANTA CRUZ
MONTHLY AND HOURLY PAY RANGES
AS OF AUGUST 31, 2022

Job Description	Class	Benefit Status	Range	Step 1	Step 2	Step 3	Step 4	Step 5	Step 6	Step 7	Step 8	Monthly Pay First Step	Monthly Pay Last Step
FORENSIC SVCS SUPV	BN8	11	RY	49.66	52.14	54.76	57.49	60.36	63.38	66.54		8,608	11,533
GEN MGR ANIMAL SVCS	AC0	04	9B	59.67	59.67	62.67	65.81	69.09	72.57	76.19		10,343	13,206
GEO INFO SYS TECH I	CV3	41	87	25.44	26.46	27.55	28.61	29.80	30.93	32.18		4,410	5,578
GEO INFO SYS TECH II	CV5	41	BJ	27.88	29.00	30.15	31.35	32.61	33.92	35.28		4,832	6,115
GIS ANALYST I	GG1	41	71	39.21	40.77	42.41	44.11	45.87	47.71	49.60		6,796	8,597
GIS ANALYST II	GG2	41	72	43.13	44.86	46.65	48.52	50.46	52.48	54.58		7,476	9,460
GIS ANALYST III	GG3	41	73	50.25	52.25	54.34	56.53	58.79	61.13	63.57		8,710	11,019
GIS MANAGER	CV7	11	DG	53.48	56.15	58.97	61.92	65.00	68.27	71.68		9,270	12,424
GROUP SUPERVISOR I	SV3	45	KM	31.21	32.48	33.75	35.09	36.50	37.97	39.49		5,410	6,845
GROUP SUPERVISOR II	SV5	45	JJ	34.37	35.77	37.18	38.69	40.22	41.84	43.51		5,957	7,542
HEAD COOK	FG7	41	W8	25.51	26.58	27.59	28.70	29.81	31.01	32.26		4,422	5,592
HEAD LIFEGUARD	GK3	9C	AZ	17.04	17.37	17.70	18.08	18.08	18.08	18.08		2,954	3,134
HEALTH CENTER MGR	UW6	11	AO	47.99	50.34	52.82	55.39	58.18	61.06	64.13		8,318	11,116
HEALTH EDUCATOR	NH7	41	H3	36.03	37.44	38.90	40.49	42.10	43.78	45.52		6,245	7,890
HEALTH PROGRAM SPEC	NX5	41	PA	30.43	31.62	32.86	34.22	35.55	37.00	38.47		5,274	6,668
HEALTH SERVICES MGR	PJ6	11	VE	46.56	48.88	51.20	53.74	56.34	59.18	62.13		8,070	10,769
HEALTH SVCS AGENCY DIR	PT8	04	4E	94.30	99.02	103.97	109.13	114.64	120.32	126.33		16,345	21,897
HLTH CLIENT BENEFT REP	NM6	41	J6	29.40	30.58	31.80	33.04	34.37	35.76	37.20		5,096	6,448
HOUS REHAB SPECIALIST	TR7	41	JI	39.42	40.99	42.60	44.33	46.12	47.97	49.88		6,833	8,646
HOUSEKEEPER	FC3	41	K6	20.93	21.48	22.22	23.12	24.15	25.22	26.22		3,628	4,545
HOUSING COORDINATOR	GC7	11	TG	51.24	53.83	56.44	59.20	62.12	65.23	68.49		8,881	11,871
HOUSING FOR HEALTH MGR	SH8	11	XZ	51.24	53.83	56.44	59.20	62.12	65.23	68.49		8,881	11,871
HOUSING PROGRAM MGR	HM8	11	1D	56.33	59.15	62.11	65.21	68.46	71.89	75.50		9,764	13,086
HOUSING SPECIALIST I	GE1	41	Z1	31.30	32.55	33.91	35.23	36.66	38.10	39.62		5,425	6,867
HOUSING SPECIALIST II	GE2	41	Z2	36.86	38.36	39.89	41.50	43.13	44.87	46.66		6,389	8,088
HOUSING SPECIALIST III	GE3	41	Z3	40.63	42.27	43.98	45.73	47.54	49.46	51.44		7,042	8,916
HUM SVCS DATA APP SPEC	JJ1	41	74	31.37	32.63	33.93	35.29	36.70	38.18	39.70		5,437	6,881
HUM SVCS DATA APP SUPV	JJ6	41	75	36.08	37.51	39.03	40.58	42.22	43.89	45.64		6,254	7,911
HUMAN SVC DATA APP MGR	UU6	11	PT	43.76	45.96	48.25	50.67	53.20	55.84	58.66		7,585	10,168
HUMAN SVCS DEPT DIR	SP9	04	4E	94.30	99.02	103.97	109.13	114.64	120.32	126.33		16,345	21,897
HVY EQUIP MECHANIC I	MN3	44	Y1	29.39	30.52	31.78	32.99	34.31	35.68	37.10		5,094	6,431
HVY EQUIP MECHANIC II	MN7	44	FG	34.07	35.40	36.83	38.27	39.80	41.33	42.99		5,905	7,451
HVY EQUIP OPR-DISPOSAL	MW7	43	TQ	33.97	35.32	36.70	38.15	39.67	41.22	42.87		5,888	7,431
HVY EQUIP SVC WORKER	MK3	44	FO	26.85	27.93	29.05	30.15	31.37	32.61	33.92		4,654	5,879
HYDROLOGIST	GB2	41	VI	49.49	51.52	53.52	55.69	57.90	60.20	62.61		8,578	10,852
IHSS QUAL. ASSUR. SPEC	SM6	41	SL	33.17	34.47	35.84	37.31	38.78	40.99	42.63		5,749	7,389
IMAGING TECHNICIAN	CC2	41	Y6	24.81	25.78	26.81	27.88	28.99	30.14	31.34		4,300	5,432
INFO SVCS DIVSIN MGR	UP7	11	JW	60.75	63.76	66.87	70.18	73.65	77.29	81.16		10,530	14,067
INMATE PROGRAM MANAGER	US2	11	LL	41.76	43.83	45.97	48.20	50.57	53.11	55.76		7,238	9,665
INSTITUTIONAL SUPV	SW2	45	E5	41.39	42.97	44.60	46.29	48.06	49.91	51.91		7,174	8,998
INVESTIGATOR ASST	NV6	41	KN	26.86	27.94	29.02	30.16	31.42	32.65	33.95		4,656	5,885
INVESTIGATOR ASST - PD	DJ5	41	ZW	26.86	27.94	29.02	30.16	31.42	32.65	33.95		4,656	5,885
INVESTMENT OFFICER	UA4	11	U4	41.76	43.83	45.97	48.20	50.57	53.11	55.76		7,238	9,665
IT APP DEV/SUP ANL I	DD1	41	91	37.55	39.07	40.62	42.25	43.94	45.71	47.53		6,509	8,238
IT APP DEV/SUP ANL II	DD2	41	92	41.30	42.97	44.68	46.47	48.33	50.26	52.27		7,159	9,060
IT APP DEV/SUP ANL III	DD3	41	93	48.13	50.06	52.06	54.14	56.29	58.56	60.89		8,342	10,554
IT APP DEV/SUP ANL IV	DD5	41	94	55.35	57.57	59.86	62.26	64.75	67.34	70.04		9,594	12,140
IT APP DEV/SUP SUPV	DD6	41	94	55.35	57.57	59.86	62.26	64.75	67.34	70.04		9,594	12,140
IT BUS SYS ANALYST	FF5	11	SS	41.83	43.89	46.10	48.41	50.83	53.38	56.05		7,250	9,715
IT MANAGER I	KK7	11	2B	45.57	47.84	50.24	52.73	55.38	58.15	61.05		7,899	10,582
IT MANAGER II	KK8	11	2C	54.95	57.70	60.59	63.62	66.81	70.14	73.64		9,524	12,764
IT MANAGER III	KK9	11	2D	60.45	63.46	66.65	69.98	73.48	77.15	81.02		10,478	14,043
IT NET/COMM ANLST I	NN1	41	21	39.79	41.40	43.04	44.75	46.55	48.41	50.35		6,897	8,727
IT NET/COMM ANLST II	NN2	41	22	43.78	45.52	47.34	49.22	51.20	53.25	55.38		7,588	9,599
IT NET/COMM ANLST III	NN3	41	23	50.99	53.03	55.15	57.36	59.66	62.04	64.52		8,838	11,183
IT NET/COMM SUPV	NN6	41	24	58.64	60.98	63.42	65.96	68.59	71.34	74.20		10,164	12,861
IT SUPP SVCS ANLST I	TT1	41	Q1	33.39	34.73	36.11	37.56	39.08	40.63	42.25		5,787	7,323

COUNTY OF SANTA CRUZ
MONTHLY AND HOURLY PAY RANGES
AS OF AUGUST 31, 2022

Job Description	Class	Benefit Status	Range	Step 1	Step 2	Step 3	Step 4	Step 5	Step 6	Step 7	Step 8	Monthly Pay First Step	Monthly Pay Last Step
IT SUPP SVCS ANLST II	TT2	41	Q2	36.73	38.20	39.73	41.32	42.97	44.69	46.48		6,366	8,056
IT SUPP SVCS ANLST III	TT3	41	Q3	42.79	44.52	46.29	48.14	50.07	52.07	54.16		7,417	9,388
IT SUPP SVCS ANLST IV	TT5	41	Q4	49.20	51.18	53.23	55.36	57.58	59.87	62.26		8,528	10,792
IT SUPP SVCS SUPV	TT6	41	Q4	49.20	51.18	53.23	55.36	57.58	59.87	62.26		8,528	10,792
IT SYS ADMIN ANLST I	HH1	41	X1	40.27	41.89	43.56	45.31	47.11	49.00	50.95		6,980	8,831
IT SYS ADMIN ANLST II	HH2	41	X2	44.30	46.08	47.91	49.83	51.83	53.90	56.06		7,679	9,717
IT SYS ADMIN ANLST III	HH3	41	X3	51.61	53.67	55.82	58.06	60.38	62.80	65.31		8,946	11,320
IT SYS ADMIN ANLST IV	HH5	41	X4	59.35	61.72	64.20	66.76	69.44	72.22	75.11		10,287	13,019
IT SYS ADMIN SUPV	HH6	41	X4	59.35	61.72	64.20	66.76	69.44	72.22	75.11		10,287	13,019
JR IN CIVIL ENGRG	ED3	41	NB	35.92	35.92	35.92	37.38	38.87	40.43	42.04		6,226	7,287
LAB ASST/PHLEBOTOMIST	NA3	41	I2	31.75	33.03	34.31	35.68	37.14	38.61	40.15		5,503	6,959
LAB TECHNICIAN	NA5	41	WQ	33.78	35.09	36.54	37.97	39.51	41.07	42.71		5,855	7,403
LATENT PRINT EXAM TRNE	BN1	41	L8	38.60	40.14	41.77	43.44	45.13	46.96	48.84		6,691	8,465
LATENT PRINT EXAMINER	BN2	41	L9		40.14	41.77	43.44	45.13	46.96	48.84		6,957	8,465
LAW CLERK - CO COUNSEL	JC3	41	85	26.63	27.73	28.85	29.99	31.18	32.40	33.70		4,616	5,841
LAW CLERK - DA	JC4	41	85	26.63	27.73	28.85	29.99	31.18	32.40	33.70		4,616	5,841
LEAD HEAVY EQUIP OPR	MW3	43	EW	36.14	37.60	39.09	40.66	42.26	43.93	45.70		6,264	7,921
LEAD MEDICAL ASSISTANT	NW8	41	QQ	29.11	30.27	31.49	32.74	34.05	35.41	36.83		5,046	6,384
LEGAL DOCUMENT EXAMINR	BU9	41	P3	24.84	25.49	26.42	27.50	28.60	29.76	30.94		4,306	5,363
LEGAL PROCESS CLERK II	BA9	41	FE	24.87	25.82	26.89	27.99	29.10	30.28	31.49		4,311	5,458
LEGAL SECRETARY I	BH2	41	C2	27.19	27.19	27.19	28.24	29.39	30.55	31.78		4,713	5,508
LEGAL SECRETARY II	BH3	41	C1	29.82	29.82	29.82	31.03	32.30	33.56	34.90		5,169	6,049
LIFEGUARD INSTRUCTOR+	GK2	9C	AM	15.45	15.45	15.45	15.45	15.45	15.45	15.45		2,678	2,678
LIFEGUARD+	GK1	9C	AK	16.07	16.38	16.69	17.04	17.04	17.04	17.04		2,785	2,954
LVN	PC3	41	SF	27.91	29.05	30.20	31.41	32.64	33.97	35.34		4,838	6,125
M H COUNSELOR I	SL3	41	EB	32.81	34.12	35.49	36.89	38.41	39.87	41.47		5,687	7,188
M H COUNSELOR II	SL5	41	DZ	36.81	38.22	39.80	41.39	43.05	44.74	46.55		6,380	8,069
MAINT CUSTODIAN	FD5	41	I3	25.52	26.51	27.59	28.65	29.80	30.96	32.21		4,423	5,583
MAINT ELECTRICIAN	MG9	41	TL	33.96	35.32	36.69	38.19	39.67	41.27	42.94		5,886	7,443
MAINT ELECTRO/MECH WKR	MG3	41	TL	33.96	35.32	36.69	38.19	39.67	41.27	42.94		5,886	7,443
MAINT PLUMBER	MG7	41	TL	33.96	35.32	36.69	38.19	39.67	41.27	42.94		5,886	7,443
MED CARE ELIG WORKER	SC8	41	J2	28.85	30.00	31.19	32.40	33.72	35.08	36.48		5,001	6,323
MED CARE PRG BENF MGR	PJ8	11	W5	46.27	48.32	50.70	53.20	55.75	58.56	61.49		8,020	10,658
MED CARE PROG ELIG SUP	SE2	41	SX	32.58	33.86	35.17	36.61	38.06	39.60	41.19		5,647	7,139
MED CARE PROGRAM ADMIN	UV4	11	W6	47.29	49.65	52.07	54.63	57.32	60.20	63.22		8,197	10,958
MED CARE SERVICE WKR	SM7	41	L6	28.55	29.69	30.87	32.11	33.39	34.70	36.09		4,949	6,255
MED DIR - HS CLINICS	PT5	11	44	112.24	112.24	112.24	112.24	117.87	123.75	129.95		19,455	22,524
MED SVCS DIR-HLTH OFF	PT7	08	1B	100.72	105.78	111.03	116.62	122.43	128.57	135.00		17,458	23,400
MEDICAL ASSISTANT	NW7	41	Y7	26.46	27.55	28.61	29.78	30.93	32.20	33.49		4,586	5,805
MEDICAL BILLING TECH	CH4	41	V2	29.82	31.08	32.31	33.59	34.92	36.30	37.75		5,169	6,543
MEDICAL LAB TECHNICIAN	NC6	41	GU	38.48	40.02	41.61	43.27	44.99	46.81	48.68		6,670	8,438
MEDICAL SUPPLY CLERK	CL5	41	I4	21.93	22.84	23.73	24.67	25.69	26.70	27.76		3,801	4,812
MH CLIENT SPEC I	NP5	41	SG	34.22	35.58	36.98	38.47	40.02	41.60	43.26		5,931	7,498
MH CLIENT SPEC II	NP6	41	SN	35.93	37.36	38.83	40.40	42.01	43.68	45.42		6,228	7,873
MH FEE CLERK	SC4	41	8C	25.35	26.39	27.42	28.51	29.66	30.83	32.05		4,394	5,555
MH NURSE CLINICIAN	SK6	41	MZ	45.21	46.98	48.90	50.85	52.87	54.93	57.13		7,836	9,902
MH SUPVG CLIENT SPEC	SK8	41	MT	43.96	45.74	47.59	49.47	51.44	53.45	55.59		7,620	9,635
MH UTILIZ REVIEW SPEC	SK7	41	MT	43.96	45.74	47.59	49.47	51.44	53.45	55.59		7,620	9,635
NURSE-MIDWIFE	PJ4	41	38	59.02	61.38	63.87	66.42	69.09	71.84	74.72		10,230	12,951
OCC. THERA - MEN HLTH	PP8	41	F5	46.95	46.95	46.95	46.95	48.79	50.77	52.81		8,138	9,154
OFFICE ASSISTANT I	BC3	41	J7	20.07	20.62	21.24	22.10	22.97	23.95	24.91		3,479	4,318
OFFICE ASSISTANT II	BC5	41	J8	21.50	22.39	23.27	24.21	25.21	26.23	27.30		3,727	4,732
OFFICE ASSISTANT III	BC7	41	JF	23.83	24.83	25.79	26.82	27.92	29.02	30.18		4,130	5,231
OFFICE ASST III SUPV	BC8	41	01	25.08	26.13	27.16	28.22	29.37	30.52	31.73		4,347	5,500
ORG DEV ANALYST - HSD	DV8	11	5G	42.63	44.87	47.23	49.72	52.34	55.09	57.99		7,389	10,051
PARALEGAL	JC2	41	IQ	30.92	32.17	33.46	34.79	36.17	37.63	39.13		5,359	6,782
PARK MAINT WORKER I	ME1	47	36	23.76	24.73	25.71	26.73	27.78	28.88	30.03		4,118	5,205

COUNTY OF SANTA CRUZ
MONTHLY AND HOURLY PAY RANGES
AS OF AUGUST 31, 2022

Job Description	Class	Benefit Status	Range	Step 1	Step 2	Step 3	Step 4	Step 5	Step 6	Step 7	Step 8	Monthly Pay First Step	Monthly Pay Last Step
PARK MAINT WORKER II	ME2	47	Y8	26.31	27.33	28.40	29.53	30.71	31.92	33.19		4,560	5,753
PARK MAINT WORKER III	ME4	47	ES	28.63	29.76	30.92	32.17	33.44	34.76	36.15		4,962	6,266
PARK PLANNER I	GW2	41	DS	31.30	32.55	33.91	35.23	36.66	38.10	39.62		5,425	6,867
PARK PLANNER II	GW4	41	CI	36.86	38.36	39.89	41.50	43.13	44.87	46.66		6,389	8,088
PARK PLANNER III	GW6	41	C8	40.63	42.27	43.98	45.73	47.54	49.46	51.44		7,042	8,916
PARK PLANNER IV	GW8	41	TH	47.13	49.04	50.97	52.98	55.12	57.33	59.63		8,169	10,336
PARK SVCS OFFICER	TU3	9C	G1	15.45	16.07	16.71	17.38	17.38	17.38	17.38		2,678	3,012
PARKING ATTENDANT	BW4	41	27	19.86	20.45	20.98	21.88	22.72	23.68	24.62		3,442	4,267
PARKS MAINT SUPERVISOR	MF5	47	JM	31.39	32.64	33.95	35.27	36.67	38.13	39.66		5,441	6,874
PARKS SUPERINTENDENT	GV6	11	9G	44.79	47.02	49.39	51.85	54.46	57.18	60.03		7,763	10,405
PARTS TECHNICIAN	MN1	41	KO	23.66	24.56	25.55	26.56	27.69	28.74	29.89		4,101	5,181
PAYROLL ADMINISTRATOR	BK9	11	LB	34.95	36.71	38.53	40.47	42.50	44.62	46.84		6,058	8,119
PAYROLL CLERK	BB1	41	FN	26.00	27.02	28.13	29.27	30.43	31.65	32.92		4,507	5,706
PAYROLL SUPERVISOR	BK8	41	HQ	33.94	35.27	36.70	38.17	39.69	41.26	42.93		5,883	7,441
PD INVESTIGATOR I	DJ6	41	SZ	39.19	40.83	42.53	44.30	46.15	48.08	50.08		6,793	8,680
PD INVESTIGATOR II	DJ7	41	SV	44.65	46.51	48.45	50.47	52.57	54.77	57.04		7,739	9,887
PD INVESTIGATOR III	DJ8	41	SR	49.10	51.15	53.28	55.51	57.82	60.23	62.75		8,511	10,876
PERSONNEL CLERK	BB5	41	FN	26.00	27.02	28.13	29.27	30.43	31.65	32.92		4,507	5,706
PERSONNEL DIRECTOR	VG9	04	YB	80.18	84.17	88.41	92.83	97.46	102.32	107.43		13,898	18,621
PERSONNEL PAYROLL CLK	BB3	41	FN	26.00	27.02	28.13	29.27	30.43	31.65	32.92		4,507	5,706
PERSONNEL TECHNICIAN	VE2	41	Y2	28.98	30.16	31.37	32.64	33.92	35.29	36.70		5,023	6,361
PHARMACIST	NJ5	41	BA	68.91	68.91	68.91	68.91	71.65	74.53	77.51		11,944	13,435
PHARMACY TECHNICIAN	NJ1	41	FA	29.81	31.00	32.28	33.52	34.88	36.27	37.73		5,167	6,540
PHYS ASST/NURSE PRACT	PJ3	41	IA				69.73	72.53	75.43	78.46		12,086	13,599
PK REC CUL WKR I+	GM1	9C	TC	15.45	15.45	15.45	15.45	15.45	15.45	15.45		2,678	2,678
PK REC CUL WKR II+	GM2	9C	EG	16.64	16.97	17.31	17.66	17.66	17.66	17.66		2,884	3,061
PK REC CUL WKR III+	GM3	9C	EH	16.97	17.31	17.66	18.01	18.01	18.01	18.01		2,941	3,122
PK REC CUL WKR IV+	GM4	9C	EJ	17.31	17.66	18.01	18.38	18.38	18.38	18.38		3,000	3,186
PLANNER I	GA3	41	DS	31.30	32.55	33.91	35.23	36.66	38.10	39.62		5,425	6,867
PLANNER II	GA5	41	CI	36.86	38.36	39.89	41.50	43.13	44.87	46.66		6,389	8,088
PLANNER III	GA7	41	C8	40.63	42.27	43.98	45.73	47.54	49.46	51.44		7,042	8,916
PLANNER IV	GA8	41	TH	47.13	49.04	50.97	52.98	55.12	57.33	59.63		8,169	10,336
PLANNER IV(B)	GA8	41	VI	49.49	51.52	53.52	55.69	57.90	60.20	62.61		8,578	10,852
PLANNING DIRECTOR	GC9	04	4A	85.82	90.08	94.59	99.31	104.28	109.45	114.92		14,875	19,919
PLANNING TECHNICIAN	GF4	41	FX	27.23	28.33	29.46	30.66	31.89	33.14	34.46		4,720	5,973
PRE-TREATMNT PROG SPEC	EC3	41	HZ	34.02	35.38	36.82	38.29	39.82	41.40	43.04		5,897	7,460
PRETRIAL SVCS SPECIAL	SS5	41	48	25.01	25.80	26.72	28.16	29.33	30.69	31.92		4,335	5,533
PRINC ENVIR HLTH COORD	TK7	11	MU	49.45	51.90	54.47	57.09	59.93	62.89	66.04		8,571	11,447
PRINCIPAL ACCT-AUDITOR	UF9	11	GC	49.74	52.19	54.82	57.53	60.40	63.43	66.60		8,621	11,544
PRINCIPAL ADMIN ANLYST	UT4	08	UY	59.99	62.94	66.09	69.40	72.89	76.53	80.36		10,398	13,929
PRINCIPAL PERS ANALYST	VE9	08	UK	50.00	52.48	55.08	57.87	60.78	63.81	66.98		8,667	11,610
PRINCIPAL PLANNER	GC6	11	D9	51.24	53.83	56.44	59.20	62.12	65.23	68.49		8,881	11,871
PRO SVCS QUAL ASR SPEC	SM5	41	ZG	39.14	40.71	42.33	44.01	45.79	47.62	49.52		6,784	8,583
PROBATION AIDE	SU2	41	VQ	30.26	31.47	32.74	34.01	35.37	36.81	38.27		5,245	6,633
PROBATION DIVISION DIR	SX5	12	LV	51.15	53.72	56.29	59.14	61.98	65.05	68.31		8,866	11,840
PROG & DEV MGR - ANML	AD7	11	DK	37.32	39.13	41.06	43.12	45.29	45.29	45.29		6,469	7,850
PROG MGR - HSD	SE8	11	C5	48.85	51.22	53.70	56.32	59.10	62.07	65.16		8,467	11,294
PROG MGR - HSD (B)	SE8	11	25	51.29	53.79	56.38	59.14	62.07	65.16	68.42		8,890	11,859
PROGRAM COORDINATOR	UU3	41	BV	32.75	34.12	35.30	37.06	38.67	40.47	42.09		5,677	7,295
PROJECT MANAGER	WA6	11	MY	44.06	46.29	48.57	50.92	53.44	56.10	58.91		7,637	10,211
PROPERTY TAX SPEC.	UE1	41	G3	33.91	35.26	36.65	38.10	39.66	41.22	42.87		5,878	7,431
PROPERTY TAX SYS COORD	UE3	41	G7	40.48	40.48	40.48	42.07	43.78	45.52	47.34		7,016	8,205
PSYCH MH NURSE PRACT	PJ5	41	ZR				76.73	79.79	82.97	86.29		13,300	14,957
PSYCHIATRIC MED DIR	PR6	11	GB	117.09	117.09	117.09	117.09	122.93	129.07	135.53		20,295	23,491
PSYCHIATRIC TECHNICIAN	PC4	41	SF	27.91	29.05	30.20	31.41	32.64	33.97	35.34		4,838	6,125
PSYCHIATRIST	PR5	85	PI	134.83	134.83	134.83	134.83	134.83	140.22	145.82		23,370	25,275
PUB GUARDIAN/CONSERV	DG8	11	C5	48.85	51.22	53.70	56.32	59.10	62.07	65.16		8,467	11,294

COUNTY OF SANTA CRUZ
MONTHLY AND HOURLY PAY RANGES
AS OF AUGUST 31, 2022

Job Description	Class	Benefit Status	Range	Step 1	Step 2	Step 3	Step 4	Step 5	Step 6	Step 7	Step 8	Monthly Pay First Step	Monthly Pay Last Step
PUB HLTH INVESTIGATOR	NV5	41	LU	22.16	23.04	23.98	24.92	25.94	26.98	28.06		3,841	4,864
PUB HLTH MICROBIOLOGIS	NE7	41	A9	37.93	39.43	40.99	42.64	44.32	46.15	48.00		6,574	8,320
PUB HLTH NURSE I	PH3	41	WA	46.34	46.34	46.34	48.22	50.16	52.14	54.22		8,032	9,398
PUB HLTH NURSE II	PH5	41	VK	51.29	51.29	51.29	53.33	55.44	57.67	59.96		8,890	10,393
PUB HLTH NURSE III	PH8	41	YI			53.90	56.06	58.28	60.59	63.02		9,342	10,923
PUB HLTH NUTRITIONIST	NU5	41	H1	32.42	33.69	35.06	36.41	37.91	39.39	40.96		5,619	7,100
PUB WKS DISPATCHER	MU1	43	DD	28.84	29.96	31.16	32.40	33.73	35.05	36.45		4,999	6,318
PUB WKS ENGRG MGR	EE2	11	HC	45.13	47.34	49.73	52.24	54.84	57.57	60.44		7,822	10,476
PUB WKS EQUIP TRNR	UT2	41	PL	36.21	37.66	39.18	40.75	42.37	44.07	45.84		6,276	7,945
PUB WKS MAINT WKR I	MU3	44	I6	25.33	26.32	27.34	28.42	29.56	30.74	31.96		4,390	5,540
PUB WKS MAINT WKR II	MU5	44	8F	27.62	28.77	29.89	31.10	32.31	33.56	34.90		4,787	6,049
PUB WKS MAINT WKR III	MU7	44	Y3	31.26	32.49	33.79	35.14	36.51	37.99	39.51		5,418	6,848
PUB WKS MAINT WKR IV	MU9	44	CR	35.36	36.77	38.20	39.73	41.29	42.94	44.65		6,129	7,739
PUB WKS MGR I	MV7	11	DB	40.97	42.98	45.09	47.29	49.61	52.09	54.69		7,101	9,479
PUB WKS MGR-DISP SITES	MV6	11	DE	49.83	52.26	54.85	57.55	60.35	63.38	66.54		8,637	11,533
PUB WKS SUPERVISOR	MV4	44	GM	40.14	41.75	43.35	45.08	46.90	48.74	50.69		6,957	8,786
PUBLIC DEFENDER	JG9	04	S6	104.27	109.49	114.97	120.70	126.71	133.06	139.71		18,073	24,216
PUBLIC GUARDIAN CLERK	BP1	41	FQ	27.17	28.23	29.39	30.55	31.79	33.04	34.36		4,709	5,956
PUBLIC HEALTH MANAGER	PT6	08	9C	59.13	62.06	65.17	68.42	71.85	75.48	79.24		10,249	13,735
PUMP MAINT MECHANIC	MP4	43	F9	34.11	35.46	36.86	38.34	39.86	41.41	43.05		5,912	7,462
PURCHASING TECHNICIAN	CL6	41	35	21.30	21.98	22.70	23.76	24.72	25.79	26.83		3,692	4,650
QUAL IMPROV PROG MGR	SB7	11	Q6	45.37	47.62	49.90	52.42	54.96	57.69	60.58		7,864	10,500
RAD TECHNOLOGIST	NG3	41	AJ	44.85	44.85	44.85	46.69	48.48	50.43	52.45		7,774	9,091
REAL PROPERTY AGENT	DE5	41	6D	42.56	44.30	46.05	47.87	49.80	51.79	53.85		7,377	9,334
REC PROGRAM SPEC	GT4	41	34	23.55	24.45	25.43	26.46	27.54	28.64	29.79		4,082	5,164
RECEPTIONIST	BU3	41	KJ	21.89	22.75	23.63	24.60	25.59	26.60	27.68		3,794	4,798
RECORDING SVCS SUPV	BU8	41	AH	29.71	30.92	32.18	33.45	34.81	36.16	37.62		5,150	6,521
RECORDS CLERK	BV7	41	FB	23.05	23.97	24.92	25.90	26.92	28.02	29.14		3,995	5,051
RECREATION COORDINATOR	GT5	41	Y4	29.71	30.88	32.12	33.39	34.75	36.11	37.56		5,150	6,510
RECREATION SUPERVISOR	GT7	41	52	32.57	33.87	35.23	36.63	38.09	39.63	41.22		5,645	7,145
REDEVELMT AGENCY ADMIN	WA9	04	7C	70.67	74.16	77.85	81.79	85.88	90.17	94.67		12,249	16,409
REGISTERED GEOLOGIST	GB1	41	KV	56.60	58.87	61.20	63.67	66.25	68.82	71.57		9,810	12,405
REGISTERED VET TECH	AD4	41	ZF	26.50	27.57	28.65	29.81	31.01	31.01	31.01		4,593	5,375
RESOURCE PLANNER I	TM4	41	DS	31.30	32.55	33.91	35.23	36.66	38.10	39.62		5,425	6,867
RESOURCE PLANNER II	TM6	41	CI	36.86	38.36	39.89	41.50	43.13	44.87	46.66		6,389	8,088
RESOURCE PLANNER III	TM8	41	C8	40.63	42.27	43.98	45.73	47.54	49.46	51.44		7,042	8,916
RESOURCE PLANNER IV	TM9	41	TH	47.13	49.04	50.97	52.98	55.12	57.33	59.63		8,169	10,336
RESP, RECOV & RES DIR	RR9	08	3R	65.11	68.36	71.78	75.36	79.13	83.14	87.28		11,286	15,128
RISK MANAGER	UT6	08	UN	56.09	58.95	61.88	64.97	68.21	71.67	75.24		9,722	13,041
ROAD SUPERINTENDENT	MV8	11	DF	49.83	52.26	54.85	57.55	60.35	63.38	66.54		8,637	11,533
SANITAT MAINT WKR I	MR1	43	FU	25.36	26.34	27.38	28.50	29.61	30.80	32.02		4,396	5,550
SANITAT MAINT WKR II	MR3	43	WI	27.60	28.70	29.84	31.01	32.25	33.51	34.84		4,784	6,039
SANITAT MAINT WKR III	MR5	43	IE	31.18	32.40	33.69	35.02	36.41	37.84	39.36		5,404	6,822
SANITATION SUPT	MS9	11	DF	49.83	52.26	54.85	57.55	60.35	63.38	66.54		8,637	11,533
SECRETARY	BJ5	41	YA	28.82	29.96	31.18	32.39	33.74	35.03	36.43		4,995	6,314
SHELTER MAINT MGR	AC3	41	D3	23.45	24.62	25.86	27.15	28.22	28.22	28.22		4,065	4,891
SHERIFF CORONER INV I	RA1	41	3S	38.60	40.14	41.77	43.41	45.13	46.96	48.84		6,691	8,465
SHERIFF CORONER INV II	RA2	41	3T	42.47	44.17	45.93	47.76	49.67	51.65	53.72		7,361	9,311
SHERIFF SUPV CORNR INV	RA7	41	3U	48.82	50.78	52.81	54.92	57.11	59.40	61.78		8,462	10,708
SHERIFF-CORONER	RG9	03	4B	135.83	135.83	135.83	135.83	135.83	135.83	135.83		23,543	23,543
SHERIFF'S ADMIN MGR	SA8	11	50	52.70	55.25	57.98	60.81	63.85	67.02	70.37		9,134	12,197
SHERIFFS CHF DEPUTY	RG5	07	8B	79.89	83.87	88.06	92.51	97.10	101.96	107.06		13,847	18,557
SHERIFF'S COM SERV OFR	BN7	41	IS	30.33	31.53	32.82	34.07	35.43	36.83	38.31		5,257	6,640
SHERIFFS CORRECTIN OFF	RC6	51	L1	35.24	36.90	38.76	40.71	42.74	44.89	47.13		6,108	8,169
SHERIFFS LIEUTENANT	RG3	21	L7	66.33	69.65	73.12	76.78	80.62	84.65	88.88		11,497	15,406
SHERIFFS PROP/EVID SUP	CM8	41	SU	31.28	32.54	33.84	35.18	36.60	38.06	39.58		5,422	6,860
SHERIFFS PROPERTY CLK	CM5	41	EV	27.20	28.29	29.45	30.64	31.85	33.10	34.42		4,715	5,966

COUNTY OF SANTA CRUZ
MONTHLY AND HOURLY PAY RANGES
AS OF AUGUST 31, 2022

Job Description	Class	Benefit Status	Range	Step 1	Step 2	Step 3	Step 4	Step 5	Step 6	Step 7	Step 8	Monthly Pay First Step	Monthly Pay Last Step
SHERIFFS RECORDS CLERK	BN5	41	FZ	26.48	27.55	28.65	29.79	30.99	32.20	33.49		4,590	5,805
SHERIFFS SECURITY OFFR	RC3	35	FM	26.14	26.87	28.29	29.72	31.21	32.76	34.40		4,531	5,963
SHERIFFS SERGEANT	RE7	72	L3	55.14	57.89	60.79	63.83	67.01	70.38	73.90		9,557	12,809
SOCIAL WORK SUPV II(B)	SN8	41	16	43.47	45.24	47.01	48.90	50.86	52.85	54.96		7,535	9,526
SOCIAL WORK SUPVR I	SN6	41	H4	36.87	38.36	39.88	41.49	43.14	44.91	46.69		6,391	8,093
SOCIAL WORK SUPVR II	SN8	41	SJ	41.41	43.08	44.76	46.58	48.43	50.34	52.34		7,178	9,072
SOCIAL WORKER I	SM2	41	SI	26.90	28.03	29.15	30.31	31.54	32.77	34.09		4,663	5,909
SOCIAL WORKER II	SM4	41	SK	32.25	33.50	34.87	36.26	37.74	39.22	40.79		5,590	7,070
SOLID WASTE INSP I	TN1	43	8G	27.05	28.13	29.28	30.44	31.63	32.93	34.25		4,689	5,937
SOLID WASTE INSP II	TN4	43	IT	31.40	32.63	33.97	35.31	36.73	38.21	39.75		5,443	6,890
SR ACCOUNT CLERK	CH5	41	I9	25.52	26.56	27.63	28.72	29.88	31.08	32.31		4,423	5,600
SR ACCOUNTANT-AUDITOR	UF7	11	GA	47.35	49.74	52.19	54.82	57.53	60.40	63.42		8,207	10,993
SR ACCOUNTING TECH	CH8	41	JL	32.00	33.25	34.58	35.99	37.40	38.89	40.45		5,547	7,011
SR ADMIN ANALYST	UR7	08	UL	46.68	49.01	51.47	54.06	56.75	59.58	62.57		8,091	10,845
SR APPRAISER	DA8	41	JO	36.72	38.22	39.75	41.29	42.97	44.66	46.44		6,365	8,049
SR AUTOMOTIVE MECHANIC	MM5	41	IU	32.93	34.31	35.73	37.20	38.77	40.39	42.00		5,708	7,280
SR BEHAVIORAL HLTH MGR	NL8	11	C3	54.57	57.21	60.01	63.00	66.06	69.36	72.82		9,459	12,622
SR BLDG EQUIP MECHANIC	MH6	41	VZ				43.59	45.33	47.13	49.02		7,555	8,497
SR BLDG INSPECTOR	TR8	41	X6	43.44	45.17	46.98	48.88	50.82	52.84	54.95		7,529	9,524
SR BLDG PERMIT TECH	TP5	41	HU	32.56	33.84	35.20	36.59	38.06	39.58	41.17		5,644	7,136
SR BLDG PLANS CHECKER	TP8	41	X6	43.44	45.17	46.98	48.88	50.82	52.84	54.95		7,529	9,524
SR BOARD CLERK	BX6	41	LO	30.15	31.38	32.64	33.94	35.29	36.69	38.15		5,226	6,613
SR BUYER	VC5	41	HT	37.19	38.85	40.29	42.26	44.10	46.16	48.01		6,446	8,322
SR CASE DATA CLERK	BN6	41	FI	24.46	25.46	26.49	27.56	28.64	29.79	30.99		4,240	5,372
SR CIVIL ENGINEER	EE3	11	NK	55.82	58.60	61.49	64.56	67.72	71.07	74.63		9,675	12,936
SR COMM TECHNICIAN	MY6	41	BD	38.78	40.32	41.93	43.62	45.35	47.18	49.08		6,722	8,507
SR DEPTL ADMIN ANALYST	US5	11	LL	41.76	43.83	45.97	48.20	50.57	53.11	55.76		7,238	9,665
SR DEPTL INFO SYS ANA	XC7	41	C4	41.14	42.78	44.51	46.24	48.10	50.01	52.02		7,131	9,017
SR EMPLOY & TRAIN SPEC	SH2	41	IC	34.98	36.42	37.85	39.42	41.01	42.63	44.33		6,063	7,684
SR ENGRG ASSOCIATE	EC8	41	IG	43.51	45.24	47.06	48.89	50.87	52.89	55.01		7,542	9,535
SR GROUP SUPERVISOR	SV7	45	TU	37.40	38.88	40.43	42.02	43.75	45.46	47.29		6,483	8,197
SR HEALTH EDUCATOR	NH6	41	H2	39.25	40.85	42.44	44.18	45.92	47.75	49.67		6,803	8,609
SR HEALTH SVCS MGR	PJ7	11	W2	51.36	53.70	56.30	59.05	61.95	65.00	68.27		8,902	11,833
SR HUM SVCS ANALYST	XA7	11	LL	41.76	43.83	45.97	48.20	50.57	53.11	55.76		7,238	9,665
SR LAB ASST/PHLEB	NA4	41	S8	33.96	35.32	36.74	38.20	39.72	41.31	42.96		5,886	7,446
SR LEGAL SECRETARY	BH5	41	B9	33.12	33.12	33.12	34.45	35.83	37.27	38.76		5,741	6,718
SR M H COUNSELOR	SL7	41	SH	40.70	42.29	43.98	45.76	47.56	49.47	51.45		7,055	8,918
SR MAINT ELECTRICIAN	MG5	41	1C	35.96	37.41	38.89	40.45	42.07	43.76	45.51		6,233	7,888
SR MED BILLING TECH	MB6	41	JL	32.00	33.25	34.58	35.99	37.40	38.89	40.45		5,547	7,011
SR MH CLIENT SPEC I	SK5	41	GG	39.15	40.72	42.36	44.07	45.82	47.67	49.56		6,786	8,590
SR MH CLIENT SPEC II	SL6	41	GZ	41.11	42.76	44.49	46.28	48.11	50.05	52.05		7,126	9,022
SR P H NUTRITIONIST	NU7	41	H3	36.03	37.44	38.90	40.49	42.10	43.78	45.52		6,245	7,890
SR PERSONNEL ANALYST	VE7	08	UJ	43.54	45.73	48.05	50.43	52.96	55.61	58.38		7,547	10,119
SR PUB HLTH INVESTIGAT	NV7	41	LW	27.19	28.33	29.41	30.61	31.83	33.09	34.41		4,713	5,964
SR PUB HLTH MICROBIOLG	NE8	41	XP	39.84	41.46	43.10	44.78	46.61	48.45	50.38		6,905	8,732
SR REAL PROP AGENT	DE6	41	SY	46.77	48.64	50.58	52.61	54.71	56.92	59.19		8,107	10,259
SR RECEPTIONIST	BU7	41	JF	23.83	24.83	25.79	26.82	27.92	29.02	30.18		4,130	5,231
SR SOCIAL WORKER	SM8	41	H4	36.87	38.36	39.88	41.49	43.14	44.91	46.69		6,391	8,093
SR SOCIAL WORKER(B)	SM8	41	10	38.73	40.27	41.87	43.56	45.30	47.13	49.02		6,713	8,497
SR STF DEVEL TRAINER	SM9	41	SJ	41.41	43.08	44.76	46.58	48.43	50.34	52.34		7,178	9,072
SR TREATMENT PLANT OPR	MT6	43	IM	36.29	37.72	39.24	40.80	42.41	44.15	45.90		6,290	7,956
SR WELF FRAUD INVEST	RH6	41	VG	43.46	43.46	43.46	45.21	47.04	48.89	50.85		7,533	8,814
ST BAR CERT STUDENT-CC	JC6	09	UB	22.80	23.96	25.16	26.41	27.71	29.12	30.59		3,952	5,302
ST BAR CERT STUDENT-DA	JC7	61	UB	22.80	23.96	25.16	26.41	27.71	29.12	30.59		3,952	5,302
STAFF DEVEL PROG MGR	SE6	11	PG	45.37	47.62	49.90	52.42	54.96	57.69	60.58		7,864	10,500
STAFF DEVELOP TRAINER	SE4	41	EK	30.68	32.19	33.84	35.54	37.29	39.19	40.76		5,318	7,065
STUDENT NURSE TRAINEE	VJ9	9C	AV							25.47		4,415	4,415

COUNTY OF SANTA CRUZ
MONTHLY AND HOURLY PAY RANGES
AS OF AUGUST 31, 2022

Job Description	Class	Benefit Status	Range	Step 1	Step 2	Step 3	Step 4	Step 5	Step 6	Step 7	Step 8	Monthly Pay First Step	Monthly Pay Last Step
STUDENT WORKER I	VJ2	9C	09	15.45	15.45	15.45	15.45	15.45	15.45	15.45		2,678	2,678
STUDENT WORKER II	VJ4	9C	AR	16.22	16.22	16.22	16.22	16.22	16.22	16.22		2,811	2,811
STUDENT WORKER III	VJ6	9C	AU	17.04	17.04	17.04	17.04	17.04	17.04	17.04		2,954	2,954
STUDENT WORKER IV	VJ8	9C	AY	17.89	17.89	17.89	17.89	17.89	17.89	17.89		3,101	3,101
SUBS ABUSE PREV COORD	NT5	41	H1	32.42	33.69	35.06	36.41	37.91	39.39	40.96		5,619	7,100
SUPVG BLDG INSPECTOR	TR9	41	MQ	45.81	47.67	49.56	51.54	53.59	55.72	57.96		7,940	10,046
SUPVG CHILD SUPPT SPEC	BY7	41	XQ	35.07	36.46	37.93	39.42	41.02	42.63	44.33		6,079	7,684
SUPVG COMM TECHNICIAN	MY7	41	X7	42.96	44.66	46.43	48.29	50.20	52.22	54.30		7,446	9,412
SUPVG CORRECTIONS OFFR	RC8	51	TN	38.67	40.63	42.67	44.79	47.03	49.38	51.85		6,703	8,987
SUPVG CUSTODIAN	FD8	41	WZ	27.70	28.84	29.97	31.16	32.40	33.68	35.03		4,801	6,072
SUPVG HVY EQUIP MECH	MP5	44	XA	36.96	38.43	39.99	41.57	43.21	44.95	46.73		6,406	8,100
SUPVG PLANNER	GA9	41	TH	47.13	49.04	50.97	52.98	55.12	57.33	59.63		8,169	10,336
SUPVG WATER QLTY SPEC	TL6	41	Q5	42.68	44.38	46.16	48.01	49.92	51.92	54.00		7,398	9,360
TAX COLLECTION SUPVR	CJ9	11	LA	35.15	36.87	38.65	40.56	42.53	44.62	46.84		6,093	8,119
TAX MANAGER	UE6	11	GX	40.95	42.98	45.14	47.38	49.77	52.24	54.86		7,098	9,509
TRAFFIC ENGINEER	ED6	41	NH	44.50	46.32	48.15	50.08	52.09	54.16	56.31		7,713	9,760
TRANSFER TRUCK DRIVER	MW4	43	TQ	33.97	35.32	36.70	38.15	39.67	41.22	42.87		5,888	7,431
TREASURY/TAX COLL MGR	UA5	11	AB	56.96	59.75	62.66	65.81	69.12	72.53	76.16		9,873	13,201
TREATMENT PLANT OPR	MT3	43	ID	32.61	33.95	35.28	36.69	38.18	39.70	41.28		5,652	7,155
TREATMT PLANT OPR I TR	MT1	43	WO	28.11	29.22	30.44	31.62	32.87	34.20	35.57		4,872	6,165
TREATMT PLT OPRS SUPVR	MT8	43	MX	40.84	42.44	44.17	45.91	47.73	49.65	51.63		7,079	8,949
UNDERSHERIFF	RG8	07	P9	84.84	88.07	92.49	97.10	101.96	107.06	112.39		14,705	19,481
URBAN DESIGNER	WA5	41	YK	46.97	48.88	50.84	52.85	54.95	57.12	59.41		8,141	10,298
VECTOR CONTROL SPEC	TC6	41	55	34.29	35.65	37.07	38.52	40.10	41.69	43.37		5,943	7,517
VECTOR ECOLOGIST	TC7	41	58	39.42	40.99	42.60	44.33	46.12	47.97	49.88		6,833	8,646
VETERAN SVCS OFFICER	SR9	11	NA	40.72	42.68	44.80	46.97	49.36	51.77	54.35		7,058	9,420
VETERANS SVC REP	SR7	41	VU	30.44	31.66	32.92	34.27	35.62	37.04	38.51		5,276	6,675
VETERINARIAN	AD8	11	BC	54.62	57.36	60.21	63.23	66.39	69.70	73.19		9,467	12,686
VIC/WIT ASST PROG MGR	UU2	11	LC	32.94	34.55	36.26	38.00	39.87	41.89	43.99		5,709	7,625
VICTIM SERVICES REP	BY4	41	VY	27.24	28.35	29.46	30.64	31.90	33.14	34.46		4,722	5,973
WAREHOUSE SUPERVISOR	CK5	41	WJ	25.61	26.63	27.71	28.77	29.93	31.12	32.35		4,439	5,607
WAREHOUSE WORKER	CK3	41	Y9	23.00	23.93	24.84	25.80	26.85	27.92	29.03		3,987	5,032
WATER QUALITY SPEC I	TJ2	41	XI	30.56	31.82	33.07	34.39	35.79	37.19	38.69		5,297	6,706
WATER QUALITY SPEC II	TJ3	41	JV	33.04	34.32	35.56	37.40	39.13	40.93	42.58		5,727	7,380
WATER QUALITY SPEC III	TJ6	41	UQ	37.28	38.77	40.29	41.90	43.59	45.35	47.16		6,462	8,174
WATER RESRCE PROG MGR	GC4	11	SW	52.15	54.89	57.78	60.82	64.02	67.39	70.94		9,039	12,296
WDB DIRECTOR	SP4	11	JS	56.37	59.17	62.06	65.08	68.29	71.68	75.26		9,771	13,045
WELFARE FRAUD INV I	RH2	41	KP	33.37	34.68	36.04	37.48	39.00	40.55	42.18		5,784	7,311
WELFARE FRAUD INV II	RH3	41	VF	42.79	42.79	42.79	42.79	44.47	46.26	48.11		7,417	8,339

This Page Intentionally Left Blank

INTERNAL SERVICE FUNDS

This Page Intentionally Left Blank

STATE CONTROLLER SCHEDULES
COUNTY BUDGET ACT
JANUARY 2010 EDITION, REVISION #1

SCHEDULE 10

COUNTY OF SANTA CRUZ
OPERATION OF INTERNAL SERVICE FUND
FISCAL YEAR 2022-23

FUND TITLE SERVICE CENTER ISF
SERVICE ACTIVITY SERVICE CENTER ISF
FUND 60-110

Operating Detail		2020-21 Actuals	2021-22 Actual [x] Estimated [ ]	2022-23 Recommended Budget	2022-23 Adopted by the Board of Supervisors
OPERATING REVENUES					
RENTS & CONCESSIONS	40440		924		
OTHER CHARGES CURRENT SERVICES	42047		10,161		
SERVICE CENTER CHGS	42122		(1,082)		
SERVICE CENTER REPLCMT CHG	42123	1,228,446	1,024,553	1,186,162	1,186,162
SERV.CENTER-TIME AND MATERIALS	42140	800,398	946,867	945,000	945,000
SERV.CENTER-GSD FUEL	42141	242,363	351,423	320,000	320,000
SERV.CENTER-POOL VEHICLES	42142	48,251	213,496	35,000	35,000
SERV.CENTER-DPW FUEL	42143	374,213	515,819	485,000	485,000
SERV.CENTER-FUEL CREDIT CARDS	42144	52,981	64,021	75,000	75,000
SERV.CENTER-VAN POOL	42145	(189)	297		
CONTRIBUTIONS FROM OTHER FUNDS	42367			10,000	10,000
CONTRIBUTIONS AND DONATIONS	42372		257,803		
INSURANCE PROCEEDS	42375			25,000	25,000
TOTAL OPERATING REVENUES		**2,746,463**	**3,384,282**	**3,081,162**	**3,081,162**
OPERATING EXPENSES					
REGULAR PAY-PERMANENT	51000	249,114	300,934	293,783	293,783
DIFFERENTIAL PAY	51040		135		
OASDI-SOCIAL SECURITY	52010	18,798	22,847	22,474	22,474
PERS	52015	61,060	79,774	86,666	86,666
EMPLOYEE INSURANCE & BENEFITS	53010	86,788	85,606	89,875	89,875
CLOTHING & PERSONAL SUPPLIES	61110	4,566	4,540	4,720	4,720
TELECOM SERVICES	61220	3,404	2,592	2,700	2,700
OTHER HOUSEHOLD EXP-SERVICES	61425	2,589	2,160	1,000	1,000
OTHER INSURANCE	61535	40,096	64,531	80,135	80,135
MAINT-MOBILE EQUIPMENT-SERV	61720	233,101	251,478	160,000	160,000
MAINT-OTH EQUIP-SERVICES	61730	99,567	78,943	70,000	70,000
FACILITIES MAINT-GENERAL-SERV	61835	33,834	26		
MEMBERSHIPS	62020	36	34		
DUPLICATING SERVICES	62214	895	246	500	500
PC SOFTWARE PURCHASES	62219	954	954	856	856
POSTAGE	62221	252	219	100	100
SUPPLIES	62223	23			
INVENTORIABLE ITEMS <5000	62226		3,241	975	975
ACCOUNTING AND AUDITING FEES	62301			11,000	11,000
DATA PROCESSING SERVICES	62325	12,909	20,182	7,056	7,056
MANAGEMENT SERVICES	62365	104,271	194,094	217,859	217,859
EQUIPMENT LEASE & RENT	62500	7,001	6,712	6,500	6,500
RENTS/LEASES-STRUC IMP & GRNDS	62610	900	1,800		
SMALL TOOLS & INSTRUMENTS	62715	1,135	2,000		
SPECIAL MISC EXPENSE-SERVICES	62856	12,397	19,017	5,000	5,000
SUBSCRIPTIONS BOOKS & ED MATER	62890	1,913	1,958		
TOWING	62893	17,964	10,027	14,000	14,000
GAS, OIL, FUEL	62920	586,754	817,343	781,000	781,000
UTILITIES	63070	4,154	5,042	3,600	3,600
DEPRECIATION AUTO	74910	976,104	1,151,710	802,660	802,660
DEPRECIATION EQUIPMENT	74920	41,887	38,609	2,239	2,239
DEPRECIATION STRUCT & IMP	74940	5,558	5,620		
COUNTY OVERHEAD A87/CP	75315	53,638	213,030	213,030	175,069
TOTAL OPERATING EXPENSES		**2,661,662**	**3,385,404**	**2,877,728**	**2,839,767**
OPERATING INCOME (LOSS)		**84,801**	**(1,122)**	**203,434**	**241,395**
NON-OPERATING REVENUES (EXPENSES)					
GAIN ON SALE OF FIXED ASSET	42451	10,412	19,623	25,000	25,000

COUNTY OF SANTA CRUZ
OPERATION OF INTERNAL SERVICE FUND
FISCAL YEAR 2022-23

FUND TITLE	SERVICE CENTER ISF
SERVICE ACTIVITY	SERVICE CENTER ISF
FUND	60-110

Operating Detail		2020-21 Actuals	2021-22 Actual [x] Estimated [ ]	2022-23 Recommended Budget	2022-23 Adopted by the Board of Supervisors
TAXES AND LICENSES	74850	44			
LOSS ON DISP OF FIXED ASSETS	75400		(21,303)	(2,572)	(2,572)
TOTAL NON-OPERATING REVENUES (EXPENSES)		**10,456**	**(1,680)**	**22,428**	**22,428**
INCOME BEFORE CAPITAL CONTRIBUTIONS AND TRANSFERS		**95,257**	**(2,802)**	**225,862**	**263,823**
OPERATING TRANSFER IN	42462	74,032	669,290	34,500	917,470
CHANGE IN NET ASSETS		**169,289**	**666,488**	**260,362**	**1,181,293**
NET ASSETS - BEGINNING BALANCE		5,240,546	5,409,835	6,076,323	6,076,323
NET ASSETS - ENDING BALANCE		**5,409,835**	**6,076,323**	**6,336,685**	**7,257,616**
BUILDINGS AND IMPROVEMENTS	86110	7,465			
MOBILE EQUIPMENT	86209	2,090,757	410,501	1,611,610	3,428,056
EQUIPMENT - ISF OFFSET	86250	(2,098,222)	(410,501)	(1,611,610)	(3,428,056)

STATE CONTROLLER SCHEDULES
COUNTY BUDGET ACT
JANUARY 2010 EDITION, REVISION #1

SCHEDULE 10

COUNTY OF SANTA CRUZ
OPERATION OF INTERNAL SERVICE FUND
FISCAL YEAR 2022-23

FUND TITLE INFORMATION SERVICES ISF
SERVICE ACTIVITY INFORMATION SERVICES ISF
FUND 60-100

Operating Detail		2020-21 Actuals	2021-22 Actual [x] Estimated [ ]	2022-23 Recommended Budget	2022-23 Adopted by the Board of Supervisors
OPERATING REVENUES					
MANAGEMENT SERVICES	42042	216,206	211,430	252,483	252,483
TELEPHONE SERVICES	42124	3,455,651	3,903,531	4,201,499	4,201,499
ISD-PROGRAMMING REVENUE	42131	2,697,215	2,352,481	3,296,621	3,296,621
ISD-NETWORK REVENUE	42132	6,872,502	9,364,321	8,533,650	8,533,650
ISD-IT SUPPORT SERV (PCR) REV	42134	93,409	68,121	99,524	99,524
ISD-GIS SERV REVENUE	42135	580,800	528,854	619,434	619,434
SALES-OTHER-NON TAXABLE	42332	1,392	710	1,904	1,904
OTHER REVENUE	42384	82,127	69,108	110,508	110,508
TOTAL OPERATING REVENUES		**13,999,302**	**16,498,556**	**17,115,623**	**17,115,623**
OPERATING EXPENSES					
REGULAR PAY-PERMANENT	51000	5,268,968	5,826,370	6,567,100	6,567,100
OVERTIME PAY-PERMANENT	51005	19,749	57,583	46,567	46,567
DIFFERENTIAL PAY	51040	81,471	102,059	123,306	123,306
OASDI-SOCIAL SECURITY	52010	386,585	437,287	487,881	487,881
PERS	52015	1,270,282	1,495,682	1,867,466	1,867,466
EMPLOYEE INSURANCE & BENEFITS	53010	1,000,531	960,918	1,112,783	1,112,783
WORKERS COMPENSATION INSURANCE	54010	112,150	154,117	154,117	154,117
OTHER BENEFITS MISC	55021	16,352	8,648		
TELECOM SERVICES	61220	456,876	466,658	504,602	504,602
TELEPHONE-NON TELECOM 1099	61221	1,964,847	2,383,245	2,236,000	2,364,975
OTHER INSURANCE	61535	101,024	105,138	105,138	105,138
MAINT-OFFICE EQUIPMNT-SERVICES	61725	1,009	892	2,000	2,000
MAINT-OTH EQUIP-SERVICES	61730	135,501	123,502	233,418	329,920
MAINT-OTH EQUIP-SUPPLIES	61731	496,347	545,948	891,552	1,119,282
FACILITIES MAINT-GENERAL-SERV	61835	2,610			
MEMBERSHIPS	62020	273	69	80	80
SERV & SUPP-OTHER SERVICES	62135		9,450		
PC SOFTWARE PURCHASES	62219	(248,228)	(23,022)	1,036,790	1,036,790
SUPPLIES	62223	34,284	45,661	83,240	83,631
NON-PC SOFTWARE	62225	724,085	910,808	773,748	933,177
INVENTORIABLE ITEMS <5000	62226	138,352	181,311	543,026	544,466
SOFTWARE LICENSE SERVICES	62227	940			
MANAGEMENT SERVICES	62365	1,211,166			
PROF & SPECIAL SERV-OTHER	62381	191,032	355,283	251,800	601,800
EQUIPMENT LEASE & RENT	62500	37,827			
RENTS/LEASES-STRUC IMP & GRNDS	62610	1,350	1,080	1,200	1,200
ADVERTISING & PROMOTION SUPP	62801		3,609	1,500	1,500
SPECIAL MISC EXPENSE-SERVICES	62856	382			
EDUCATION & TRAINING(REPT)	62914	5,831	8,350	24,500	24,500
SERVICE CENTER CHARGES	62935	2,987	3,889	1,000	1,000
SERV CTR POOL VEH CHARGES	62938	274	231	2,400	2,400
DEPRECIATION DATA PROCESSING	74915	672,885	623,880	1,002,882	1,002,882
DEPRECIATION EQUIPMENT	74920	530,149	645,470	395,523	395,523
DEPRECIATION STRUCT & IMP	74940	10,424	10,424		
COUNTY OVERHEAD A87/CP	75315	197,544	461,487	458,020	401,143
INTRA-FUND TRF-MANAGEMNT SERVS	95220	(1,241,166)		(1,746,688)	(1,746,688)
INTRA-FUND TRF OUT-OTHER	95226				1,793,343
INTRA-FD TRF-IT SUPP SERV PCR	95254			(1,336,271)	(1,336,271)
TELEPHONE SERVICES	95550	(456,876)	(465,679)	(502,400)	(502,400)
TOTAL OPERATING EXPENSES		**13,127,817**	**15,440,348**	**15,322,280**	**18,023,213**
OPERATING INCOME (LOSS)		**871,485**	**1,058,208**	**1,793,343**	**(907,590)**
NON-OPERATING REVENUES (EXPENSES)					

COUNTY OF SANTA CRUZ
OPERATION OF INTERNAL SERVICE FUND
FISCAL YEAR 2022-23

FUND TITLE INFORMATION SERVICES ISF
SERVICE ACTIVITY INFORMATION SERVICES ISF
FUND 60-100

Operating Detail		2020-21 Actuals	2021-22 Actual [x] Estimated [ ]	2022-23 Recommended Budget	2022-23 Adopted by the Board of Supervisors
INTEREST ON LEASE PURCHASES	74420	(27,468)			
LOSS ON DISP OF FIXED ASSETS	75400		(20,380)		
TOTAL NON-OPERATING REVENUES (EXPENSES)		**(27,468)**	**(20,380)**	**-**	**-**
INCOME BEFORE CAPITAL CONTRIBUTIONS AND TRANSFERS		**844,017**	**1,037,828**	**1,793,343**	**(907,590)**
OPERATING TRANSFER IN	42462		241,560		500,000
OPERATING TRANSFERS OUT	90000			(1,793,343)	
CHANGE IN NET ASSETS		**844,017**	**1,279,388**	**-**	**(407,590)**
NET ASSETS - BEGINNING BALANCE		(9,065,570)	(8,221,553)	(6,942,165)	(6,942,165)
NET ASSETS - ENDING BALANCE		**(8,221,553)**	**(6,942,165)**	**(6,942,165)**	**(7,349,755)**
PRINCIPAL ON LEASE PURCHASES	74230	150,448			111
PRINCIPAL-ISF/ENT OFFSET	74240				(111)
EQUIPMENT	86204	689,960	852,555	352,549	842,105
EQUIPMENT - ISF OFFSET	86250	(689,960)	(852,555)	(352,549)	(842,105)

STATE CONTROLLER SCHEDULES
COUNTY BUDGET ACT
JANUARY 2010 EDITION, REVISION #1

SCHEDULE 10

COUNTY OF SANTA CRUZ
OPERATION OF INTERNAL SERVICE FUND
FISCAL YEAR 2022-23

FUND TITLE CENTRAL DUPLICATNG ISF
SERVICE ACTIVITY CENTRAL DUPLICATNG ISF
FUND 60-115

Operating Detail		2020-21 Actuals	2021-22 Actual [x] Estimated [ ]	2022-23 Recommended Budget	2022-23 Adopted by the Board of Supervisors
OPERATING REVENUES					
DUPLICATING SERVICES	42112	57,060	44,136	36,346	36,346
ISD-IT REPLICATION REVENUE	42133	247,878	212,711	307,903	307,903
ISD-MAIL PROCESSING SERV REV	42137	166,071	194,534	195,000	195,000
TOTAL OPERATING REVENUES		**471,009**	**451,381**	**539,249**	**539,249**
OPERATING EXPENSES					
REGULAR PAY-PERMANENT	51000	112,029	124,377	123,302	123,302
OASDI-SOCIAL SECURITY	52010	8,264	9,210	9,387	9,387
PERS	52015	27,524	33,153	36,197	36,197
EMPLOYEE INSURANCE & BENEFITS	53010	43,361	44,501	45,854	45,854
UNEMPLOYMENT INSURANCE	53015	2,001			
TELECOM SERVICES	61220	4,050	3,207	3,000	3,000
OTHER INSURANCE	61535	8,168	9,242	12,114	12,114
MAINT-OTH EQUIP-SERVICES	61730	28,371	22,371	40,000	40,000
MISCELLANEOUS EXPENSE-SERVICES	62111			450	450
PC SOFTWARE PURCHASES	62219	1,005	1,005	1,664	1,664
SUPPLIES	62223	4,601	5,379	5,750	5,750
INVENTORIABLE ITEMS <5000	62226			3,000	3,000
MANAGEMENT SERVICES	62365	30,000		30,000	30,000
EQUIPMENT LEASE & RENT	62500	2,098	11,832	2,500	2,500
COST OF SUPPLIES REISSUED	62815	81,485	132,500	120,000	120,000
PRINTING MATERIALS	62867	33,407	42,872	48,950	48,950
DEPRECIATION DATA PROCESSING	74915	29,880	29,880		
DEPRECIATION EQUIPMENT	74920	9,626	9,626		
COUNTY OVERHEAD A87/CP	75315	38,577	57,081	57,081	27,761
TOTAL OPERATING EXPENSES		**464,447**	**536,236**	**539,249**	**509,929**
OPERATING INCOME (LOSS)		**6,562**	**(84,855)**	**-**	**29,320**
NON-OPERATING REVENUES (EXPENSES)					
INCOME BEFORE CAPITAL CONTRIBUTIONS AND TRANSFERS		**6,562**	**(84,855)**	**-**	**29,320**
CHANGE IN NET ASSETS		**6,562**	**(84,855)**	**-**	**29,320**
NET ASSETS - BEGINNING BALANCE		(249,688)	(243,126)	(327,981)	(327,981)
NET ASSETS - ENDING BALANCE		**(243,126)**	**(327,981)**	**(327,981)**	**(298,661)**
PRINCIPAL ON LEASE PURCHASES	74230			10,356	10,356
PRINCIPAL-ISF/ENT OFFSET	74240			(10,356)	(10,356)

STATE CONTROLLER SCHEDULES
COUNTY BUDGET ACT
JANUARY 2010 EDITION, REVISION #1

SCHEDULE 10

COUNTY OF SANTA CRUZ
OPERATION OF INTERNAL SERVICE FUND
FISCAL YEAR 2022-23

FUND TITLE DENTAL/HEALTH SELF INSUR
SERVICE ACTIVITY DENTAL/HEALTH SELF INSUR
FUND 60-118

Operating Detail		2020-21 Actuals	2021-22 Actual [x] Estimated [ ]	2022-23 Recommended Budget	2022-23 Adopted by the Board of Supervisors
OPERATING REVENUES					
COBRA HEALTH PLAN	41604	43,626	38,463	44,000	44,000
HEALTH CHRGS-SPECIAL DISTRICTS	41638	52,576	50,408	53,000	53,000
MEDICAL CHARGES-COUNTY	41652	1,671,044	1,671,988	1,600,000	1,600,000
MEDICAL CHGS-COUNTY FHA 2009	41653	490,346	479,599	500,000	500,000
MEDICAL CHARGES-EMPLOYEE	41654	86,764	90,461	90,000	90,000
TOTAL OPERATING REVENUES		**2,344,356**	**2,330,919**	**2,287,000**	**2,287,000**
OPERATING EXPENSES					
CLAIMS ADMINISTRATION	62315	183,608	166,992	200,000	292,800
LEGAL SERVICES	62360		1,777		
MEDICAL AND DENTAL CLAIMS	62369	2,083,533	1,910,641	2,100,000	2,973,630
PROF & SPECIAL SERV-OTHER	62381	43,908	20,780	22,000	22,000
CLAIMS RESERVE	74610			690,327	690,327
COUNTY OVERHEAD A87/CP	75315	10,591	7,475	7,475	10,016
TOTAL OPERATING EXPENSES		**2,321,640**	**2,107,665**	**3,019,802**	**3,988,773**
OPERATING INCOME (LOSS)		**22,716**	**223,254**	**(732,802)**	**(1,701,773)**
NON-OPERATING REVENUES (EXPENSES)					
INTEREST	40430	13,174	10,309	15,000	15,000
TOTAL NON-OPERATING REVENUES (EXPENSES)		**13,174**	**10,309**	**15,000**	**15,000**
INCOME BEFORE CAPITAL CONTRIBUTIONS AND TRANSFERS		**35,890**	**233,563**	**(717,802)**	**(1,686,773)**
CHANGE IN NET ASSETS		**35,890**	**233,563**	**(717,802)**	**(1,686,773)**
NET ASSETS - BEGINNING BALANCE		5,119,730	5,155,620	5,389,183	5,389,183
NET ASSETS - ENDING BALANCE		**5,155,620**	**5,389,183**	**4,671,381**	**3,702,410**

STATE CONTROLLER SCHEDULES
COUNTY BUDGET ACT
JANUARY 2010 EDITION, REVISION #1

SCHEDULE 10

COUNTY OF SANTA CRUZ
OPERATION OF INTERNAL SERVICE FUND
FISCAL YEAR 2022-23

FUND TITLE RISK MANAGEMENT AND SELF INSUR
SERVICE ACTIVITY RISK MANAGEMENT AND SELF INSUR
FUND 60-130

Operating Detail		2020-21 Actuals	2021-22 Actual [x] Estimated [ ]	2022-23 Recommended Budget	2022-23 Adopted by the Board of Supervisors
OPERATING REVENUES					
CONTRIBUTIONS FROM OTHER FUNDS	42367	2,000,000	2,000,000	2,550,000	2,550,000
TOTAL OPERATING REVENUES		**2,000,000**	**2,000,000**	**2,550,000**	**2,550,000**
OPERATING EXPENSES					
REGULAR PAY-PERMANENT	51000	717,898	793,253	993,660	993,660
OVERTIME PAY-PERMANENT	51005		583		
REGULAR PAY-EXTRA HELP	51010	19,553			
DIFFERENTIAL PAY	51040	7,117	8,478	6,970	6,970
OASDI-SOCIAL SECURITY	52010	54,038	58,693	74,263	74,263
PERS	52015	174,160	211,487	290,788	290,788
EMPLOYEE INSURANCE & BENEFITS	53010	124,522	130,842	163,575	163,575
UNEMPLOYMENT INSURANCE	53015		7,382		
WORKERS COMPENSATION INSURANCE	54010	22,385	23,867	22,700	22,700
TELECOM SERVICES	61220	9,959	8,013	8,000	8,000
OTHER INSURANCE	61535	18,106	22,112	20,000	20,000
MAINT-OFFICE EQUIPMNT-SERVICES	61725	3,236	3,972	4,500	4,500
MEMBERSHIPS	62020	520	184	300	300
MISCELLANEOUS EXPENSE-SERVICES	62111			1,000	1,000
DUPLICATING SERVICES	62214		131	3,000	3,000
PC SOFTWARE PURCHASES	62219	614	608	2,000	2,000
POSTAGE	62221	17	49	500	500
SUPPLIES	62223	4,265	13,214	15,000	15,000
INVENTORIABLE ITEMS <5000	62226	2,159	5,055	10,000	10,000
ACCOUNTING AND AUDITING FEES	62301			1,500	1,500
DATA PROCESSING SERVICES	62325	31,047	51,979	65,000	65,000
PROF & SPECIAL SERV-OTHER	62381	369,690	557,751	423,000	423,000
RENTS/LEASES-STRUC IMP & GRNDS	62610	1,904	1,980	2,500	2,500
SUBSCRIPTIONS BOOKS & ED MATER	62890		165	500	500
AIR FARE	62910			1,000	1,000
AUTO RENTALS	62912			500	500
EDUCATION & TRAINING(REPT)	62914	1,425	1,120	3,500	3,500
LODGING	62922			4,000	4,000
MEALS	62924			800	800
MILEAGE	62926			650	650
TRAVEL-OTHER(NON-REPT)	62928			500	500
SERVICE CENTER CHARGES	62935			200	200
SERV CTR POOL VEH CHARGES	62938			1,500	1,500
INTEREST ON LEASE PURCHASES	74420	477	35	1,415	1,415
DEPRECIATION DATA PROCESSING	74915	4,151	1,038		
DEPRECIATION EQUIPMENT	74920			3,443	3,443
COUNTY OVERHEAD A87/CP	75315	410,930	366,732	366,732	(219,710)
TOTAL OPERATING EXPENSES		**1,978,173**	**2,268,723**	**2,492,996**	**1,906,554**
OPERATING INCOME (LOSS)		**21,827**	**(268,723)**	**57,004**	**643,446**
NON-OPERATING REVENUES (EXPENSES)					
INTEREST	40430	6,198	2,653	4,500	4,500
TOTAL NON-OPERATING REVENUES (EXPENSES)		**6,198**	**2,653**	**4,500**	**4,500**
INCOME BEFORE CAPITAL CONTRIBUTIONS AND TRANSFERS		**28,025**	**(266,070)**	**61,504**	**647,946**
CHANGE IN NET ASSETS		**28,025**	**(266,070)**	**61,504**	**647,946**
NET ASSETS - BEGINNING BALANCE		(1,961,034)	(1,933,009)	(2,199,079)	(2,199,079)

SCHEDULE 10

COUNTY OF SANTA CRUZ
OPERATION OF INTERNAL SERVICE FUND
FISCAL YEAR 2022-23

FUND TITLE RISK MANAGEMENT AND SELF INSUR
SERVICE ACTIVITY RISK MANAGEMENT AND SELF INSUR
FUND 60-130

Operating Detail		2020-21 Actuals	2021-22 Actual [x] Estimated [ ]	2022-23 Recommended Budget	2022-23 Adopted by the Board of Supervisors
NET ASSETS - ENDING BALANCE		**(1,933,009)**	**(2,199,079)**	**(2,137,575)**	**(1,551,133)**
PRINCIPAL ON LEASE PURCHASES	74230	4,729	1,266	3,800	3,800
PRINCIPAL-ISF/ENT OFFSET	74240		(1,266)		(3,800)

STATE CONTROLLER SCHEDULES
COUNTY BUDGET ACT
JANUARY 2010 EDITION, REVISION #1

SCHEDULE 10

COUNTY OF SANTA CRUZ
OPERATION OF INTERNAL SERVICE FUND
FISCAL YEAR 2022-23

FUND TITLE LIABILITY AND PROPERTY INSURAN
SERVICE ACTIVITY LIABILITY AND PROPERTY INSURAN
FUND 60-120

Operating Detail		2020-21 Actuals	2021-22 Actual [x] Estimated [ ]	2022-23 Recommended Budget	2022-23 Adopted by the Board of Supervisors
OPERATING REVENUES					
MEMBER CONTRIBUTIONS	42044	4,775,000	5,775,000	8,000,000	8,000,000
INSURANCE PROCEEDS	42375	660,841	3,900		
OTHER REVENUE	42384	1,917	6,075		
TOTAL OPERATING REVENUES		**5,437,758**	**5,784,975**	**8,000,000**	**8,000,000**
OPERATING EXPENSES					
LIABILITY INSURANCE	61525	1,860,560	2,247,588	3,040,650	3,040,650
PROPERTY INSURANCE	61545	1,417,527	2,439,992	2,982,000	2,982,000
SELF-INSURANCE SERVICES-OTHER	61550	1,060,000	1,060,000	700,000	700,000
SPEC EMERGENCY REPAIRS-STRUCT	61847	29,400	33,008		
DPW SERVICES-GENERAL MONEY	62330	2,897			
LEGAL SERVICES	62360	1,753,141	2,015,389	1,000,000	1,055,837
PROF & SPECIAL SERV-OTHER	62381	1,181,241	1,219,363	1,300,000	1,300,000
LODGING	62922			500	500
MEALS	62924			500	500
MILEAGE	62926	84		1,000	1,000
TRAVEL-OTHER(NON-REPT)	62928	12		250	250
CLAIMS RESERVE	74610			772,459	772,459
GENERAL LIABILITY CLAIMS	74620	26,436	203,013	1,000,000	1,000,000
LEGAL SERV-GROSS PROCEEDS RISK	74621	1,544,593	1,305,757	300,000	300,000
JUDGMENTS/DAMGS-RPRTBLE TYPE3	74626		470,000	10,000	10,000
COUNTY OVERHEAD A87/CP	75315	228,872	75,500	75,500	95,185
TOTAL OPERATING EXPENSES		**9,104,763**	**11,069,610**	**11,182,859**	**11,258,381**
OPERATING INCOME (LOSS)		**(3,667,005)**	**(5,284,635)**	**(3,182,859)**	**(3,258,381)**
NON-OPERATING REVENUES (EXPENSES)					
INTEREST	40430	31,067	3,472	100,000	100,000
TOTAL NON-OPERATING REVENUES (EXPENSES)		**31,067**	**3,472**	**100,000**	**100,000**
INCOME BEFORE CAPITAL CONTRIBUTIONS AND TRANSFERS		**(3,635,938)**	**(5,281,163)**	**(3,082,859)**	**(3,158,381)**
OPERATING TRANSFER IN	42462		4,000,000		8,331,769
CHANGE IN NET ASSETS		**(3,635,938)**	**(1,281,163)**	**(3,082,859)**	**5,173,388**
NET ASSETS - BEGINNING BALANCE		(12,094,634)	(15,730,572)	(17,011,735)	(17,011,735)
NET ASSETS - ENDING BALANCE		**(15,730,572)**	**(17,011,735)**	**(20,094,594)**	**(11,838,347)**

STATE CONTROLLER SCHEDULES
COUNTY BUDGET ACT
JANUARY 2010 EDITION, REVISION #1

SCHEDULE 10

COUNTY OF SANTA CRUZ
OPERATION OF INTERNAL SERVICE FUND
FISCAL YEAR 2022-23

FUND TITLE WORKERS COMP SELF INSURANCE PR
SERVICE ACTIVITY WORKERS COMP SELF INSURANCE PR
FUND 60-140

Operating Detail		2020-21 Actuals	2021-22 Actual [x] Estimated [ ]	2022-23 Recommended Budget	2022-23 Adopted by the Board of Supervisors
OPERATING REVENUES					
INSURANCE-WORKERS' COMP	42036	9,500,000	8,500,020	8,500,000	8,500,000
MEMBER CONTRIBUTIONS	42044	5,068	10,744	12,000	12,000
PRIN/OTHER LOAN REPAYMENTS	42376		387,786		
OFFSET-LOAN PRIN REPAYMTS	42377		(387,786)		
OTHER REVENUE	42384	233	373	500	500
TOTAL OPERATING REVENUES		**9,505,301**	**8,511,137**	**8,512,500**	**8,512,500**
OPERATING EXPENSES					
SELF-INSURANCE SERVICES-OTHER	61550	740,000	740,000	1,000,000	1,000,000
ADJUSTING SERVICES	62302	425,802	472,216	500,000	500,000
ADMIN SVCS BY OTHER CO DEPTS	62303	27,361			
CLAIMS ADMINISTRATION	62315	708,541	757,566	1,000,000	1,000,000
EXCESS INSURANCE	62341	670,108	991,102	1,225,000	1,225,000
LEGAL SERVICES	62360	513,191	530,457	550,000	550,000
MEDICAL CLAIMS	62368	1,986,646	1,545,188	2,000,000	2,000,000
PROF & SPECIAL SERV-OTHER	62381	324,741	326,275	350,000	350,000
REHABILITATION EXPENSE	62390			200,000	200,000
CLAIMS RESERVE	74610			23,468,138	23,468,138
COMPENSATION CLAIMS	74615	1,964,247	2,185,989	3,000,000	3,000,000
COUNTY OVERHEAD A87/CP	75315	16,831	38,268	38,268	34,313
TOTAL OPERATING EXPENSES		**7,377,468**	**7,587,061**	**33,331,406**	**33,327,451**
OPERATING INCOME (LOSS)		**2,127,833**	**924,076**	**(24,818,906)**	**(24,814,951)**
NON-OPERATING REVENUES (EXPENSES)					
INTEREST	40430	114,807	84,061	120,000	120,000
INTEREST LOAN PAYMENTS	40436		32,214		
TOTAL NON-OPERATING REVENUES (EXPENSES)		**114,807**	**116,275**	**120,000**	**120,000**
INCOME BEFORE CAPITAL CONTRIBUTIONS AND TRANSFERS		**2,242,640**	**1,040,351**	**(24,698,906)**	**(24,694,951)**
OPERATING TRANSFER IN	42462	420,000		695,000	695,000
CHANGE IN NET ASSETS		**2,662,640**	**1,040,351**	**(24,003,906)**	**(23,999,951)**
NET ASSETS - BEGINNING BALANCE		(13,778,068)	(11,115,428)	(10,075,077)	(10,075,077)
NET ASSETS - ENDING BALANCE		**(11,115,428)**	**(10,075,077)**	**(34,078,983)**	**(34,075,028)**

STATE CONTROLLER SCHEDULES
COUNTY BUDGET ACT
JANUARY 2010 EDITION, REVISION #1

SCHEDULE 10

COUNTY OF SANTA CRUZ
OPERATION OF INTERNAL SERVICE FUND
FISCAL YEAR 2022-23

FUND TITLE STATE UNEMPLOYMENT INSURANCE
SERVICE ACTIVITY STATE UNEMPLOYMENT INSURANCE
FUND 60-135

Operating Detail		2020-21 Actuals	2021-22 Actual [x] Estimated [ ]	2022-23 Recommended Budget	2022-23 Adopted by the Board of Supervisors
OPERATING REVENUES					
MEMBER CONTRIBUTIONS	42044	400,001	400,000	400,000	400,000
TOTAL OPERATING REVENUES		**400,001**	**400,000**	**400,000**	**400,000**
OPERATING EXPENSES					
SELF-INSURANCE SERVICES-OTHER	61550	200,000	200,000	300,000	300,000
UNEMPLOYMENT INSURANCE CLAIMS	62397	357,191	481,812	400,000	400,000
CLAIMS RESERVE	74610			177,874	177,874
COUNTY OVERHEAD A87/CP	75315	1,083	520	520	2,923
TOTAL OPERATING EXPENSES		**558,274**	**682,332**	**878,394**	**880,797**
OPERATING INCOME (LOSS)		**(158,273)**	**(282,332)**	**(478,394)**	**(480,797)**
NON-OPERATING REVENUES (EXPENSES)					
INTEREST	40430	2,170	2,524	4,000	4,000
TOTAL NON-OPERATING REVENUES (EXPENSES)		**2,170**	**2,524**	**4,000**	**4,000**
INCOME BEFORE CAPITAL CONTRIBUTIONS AND TRANSFERS		**(156,103)**	**(279,808)**	**(474,394)**	**(476,797)**
CHANGE IN NET ASSETS		**(156,103)**	**(279,808)**	**(474,394)**	**(476,797)**
NET ASSETS - BEGINNING BALANCE		727,017	570,914	291,106	291,106
NET ASSETS - ENDING BALANCE		**570,914**	**291,106**	**(183,288)**	**(185,691)**

STATE CONTROLLER SCHEDULES
COUNTY BUDGET ACT
JANUARY 2010 EDITION, REVISION #1

SCHEDULE 10

COUNTY OF SANTA CRUZ
OPERATION OF INTERNAL SERVICE FUND
FISCAL YEAR 2022-23

FUND TITLE EMPLOYEE BENEFITS-STAFFING
SERVICE ACTIVITY EMPLOYEE BENEFITS-STAFFING
FUND 60-116

Operating Detail		2020-21 Actuals	2021-22 Actual [x] Estimated [ ]	2022-23 Recommended Budget	2022-23 Adopted by the Board of Supervisors
OPERATING REVENUES					
OTHER CHARGES CURRENT SERVICES	42047	1,317,221	1,329,732	1,372,800	1,372,800
TOTAL OPERATING REVENUES		**1,317,221**	**1,329,732**	**1,372,800**	**1,372,800**
OPERATING EXPENSES					
REGULAR PAY-PERMANENT	51000	224,358	238,198	254,411	254,411
DIFFERENTIAL PAY	51040	2,898	3,162	3,332	3,332
OASDI-SOCIAL SECURITY	52010	16,506	17,566	19,462	19,462
PERS	52015	54,715	63,604	75,051	75,051
EMPLOYEE INSURANCE & BENEFITS	53010	58,521	44,548	53,239	53,239
TELECOM SERVICES	61220	5,821	3,886	7,986	7,986
MEMBERSHIPS	62020			1,250	1,250
DUPLICATING SERVICES	62214	8,173	7,314	7,000	7,000
PC SOFTWARE PURCHASES	62219	203	203	3,000	3,000
POSTAGE	62221	2,869	4,494	6,000	6,000
SUPPLIES	62223	3,708	2,600	6,000	6,000
INVENTORIABLE ITEMS <5000	62226			2,500	2,500
ACCOUNTING AND AUDITING FEES	62301			1,000	1,000
DATA PROCESSING SERVICES	62325	25,416	24,927	40,000	40,000
DATA PROCESSING PRINTING	62326			1,000	1,000
PROF & SPECIAL SERV-OTHER	62381	689,374	807,461	890,000	890,000
SUBSCRIPTIONS BOOKS & ED MATER	62890		162	1,000	1,000
AIR FARE	62910			500	500
EDUCATION & TRAINING(REPT)	62914			3,000	3,000
LODGING	62922			1,750	1,750
MEALS	62924			1,250	1,250
MILEAGE	62926			1,250	1,250
TRAVEL-OTHER(NON-REPT)	62928			750	750
COUNTY OVERHEAD A87/CP	75315	4,109	7,362	7,362	(13)
TOTAL OPERATING EXPENSES		**1,096,671**	**1,225,487**	**1,388,093**	**1,380,718**
OPERATING INCOME (LOSS)		**220,550**	**104,245**	**(15,293)**	**(7,918)**
NON-OPERATING REVENUES (EXPENSES)					
INTEREST	40430	5,427	2,425	3,000	3,000
TOTAL NON-OPERATING REVENUES (EXPENSES)		**5,427**	**2,425**	**3,000**	**3,000**
INCOME BEFORE CAPITAL CONTRIBUTIONS AND TRANSFERS		**225,977**	**106,670**	**(12,293)**	**(4,918)**
CHANGE IN NET ASSETS		**225,977**	**106,670**	**(12,293)**	**(4,918)**
NET ASSETS - BEGINNING BALANCE		(642,673)	(416,696)	(310,026)	(310,026)
NET ASSETS - ENDING BALANCE		**(416,696)**	**(310,026)**	**(322,319)**	**(314,944)**

STATE CONTROLLER SCHEDULES
COUNTY BUDGET ACT
JANUARY 2010 EDITION, REVISION #1

SCHEDULE 10

COUNTY OF SANTA CRUZ
OPERATION OF INTERNAL SERVICE FUND
FISCAL YEAR 2022-23

FUND TITLE PUBLIC WORKS -ISF
SERVICE ACTIVITY PUBLIC WORKS -ISF
FUND 60-105

Operating Detail		2020-21 Actuals	2021-22 Actual [x] Estimated [ ]	2022-23 Recommended Budget	2022-23 Adopted by the Board of Supervisors
OPERATING REVENUES					
ENCROACHMENT FEES	41570	44,877	10,500	50,000	50,000
OTHER CHARGES CURRENT SERVICES	42047	281,723	1,498,197	3,898,134	3,898,134
COUNTY GARAGE SERVICES	42104	519,466	1,260,589	900,000	900,000
JOB COST BILLINGS ONLY	42108	46,865,422	43,886,782	53,481,180	54,311,692
INSURANCE PROCEEDS	42375		3,750		
NSF CHECKS	42380		(435)	(2,500)	(2,500)
NSF CHECKS-RETURNED CHECK FEES	42381	40	120	1,500	1,500
OTHER REVENUE	42384		550		
TOTAL OPERATING REVENUES		**47,711,528**	**46,660,053**	**58,328,314**	**59,158,826**
OPERATING EXPENSES					
REGULAR PAY-PERMANENT	51000	20,100,551	21,204,957	25,100,065	25,484,233
OVERTIME PAY-PERMANENT	51005	483,902	461,447	450,000	450,000
REGULAR PAY-EXTRA HELP	51010	156,415	72,849	150,000	150,000
DIFFERENTIAL PAY	51040	293,129	308,145	415,552	415,552
OASDI-SOCIAL SECURITY	52010	1,555,460	1,641,406	1,888,987	1,918,376
PERS	52015	4,867,465	5,635,490	7,201,209	7,323,372
EMPLOYEE INSURANCE & BENEFITS	53010	3,890,364	4,031,162	5,465,166	5,559,958
UNEMPLOYMENT INSURANCE	53015	33,094	26,734	20,845	20,845
WORKERS COMPENSATION INSURANCE	54010	1,445,015	902,442	899,744	899,744
OTHER BENEFITS MISC	55021	8,154	3,375	10,000	10,000
MAINT-OFFICE EQUIPMNT-SERVICES	61725	4,406	4,795	3,000	3,000
DPW SERVICES-GENERAL MONEY	62330	1,274,722	1,244,109	3,898,134	5,777,898
INVENTORY MATERIALS PURCHASED	62842	85,955	116,696	250,000	250,000
DEPRECIATION AUTO	74910	331,120	625,885	650,240	650,240
DEPRECIATION EQUIPMENT	74920	107,765	131,664	95,285	95,285
DEPRECIATION STRUCT & IMP	74940	48,851	53,809	57,553	57,553
DEPT OVERHEAD COSTS-1099	75320	3,717,417	4,874,072	5,691,577	5,939,752
DIV OVERHEAD COSTS-1099	75321	4,936,711	5,932,988	6,488,724	6,491,326
TOTAL OPERATING EXPENSES		**43,340,496**	**47,272,025**	**58,736,081**	**61,497,134**
OPERATING INCOME (LOSS)		**4,371,032**	**(611,972)**	**(407,767)**	**(2,338,308)**
NON-OPERATING REVENUES (EXPENSES)					
RENTS & CONCESSIONS	40440	52,167	53,732	53,732	53,732
INTEREST ON LEASE PURCHASES	74420	(828)	(59)	(2,500)	(2,500)
INTEREST ON ROU LEASES	74421		(1,238)		
TOTAL NON-OPERATING REVENUES (EXPENSES)		**51,339**	**52,435**	**51,232**	**51,232**
INCOME BEFORE CAPITAL CONTRIBUTIONS AND TRANSFERS		**4,422,371**	**(559,537)**	**(356,535)**	**(2,287,076)**
OPERATING TRANSFER IN	42462	50,000	292,000		
CHANGE IN NET ASSETS		**4,472,371**	**(267,537)**	**(356,535)**	**(2,287,076)**
NET ASSETS - BEGINNING BALANCE		(55,602,673)	(51,130,302)	(51,397,839)	(51,397,839)
NET ASSETS - ENDING BALANCE		**(51,130,302)**	**(51,397,839)**	**(51,754,374)**	**(53,684,915)**
PRINCIPAL ON LEASE PURCHASES	74230	4,243	1,405	6,280	6,280
PRINCIPAL ON ROU LEASES	74231		4,546		
PRINCIPAL-ISF/ENT OFFSET	74240	(4,243)	(1,405)	(6,280)	(6,280)
BUILDINGS AND IMPROVEMENTS	86110	217,830	170,098	135,000	135,263
STRUCT AND IMPRVMNTS-ISF OFFST	86111	(217,830)	(170,098)	(135,000)	(135,263)
EQUIPMENT	86204	342,426	15,788	26,000	70,737
MOBILE EQUIPMENT	86209	340,682	613,396	1,297,000	2,071,399
EQUIPMENT - ISF OFFSET	86250	(683,108)	(673,262)	(1,323,000)	(2,142,136)

This Page Intentionally Left Blank

ENTERPRISE FUNDS

This Page Intentionally Left Blank

STATE CONTROLLER SCHEDULES
COUNTY BUDGET ACT
JANUARY 2010 EDITION, REVISION #1

SCHEDULE 11

COUNTY OF SANTA CRUZ
OPERATION OF ENTERPRISE FUND
FISCAL YEAR 2022-23

FUND TITLE BOULDER CREEK CSA #7
SERVICE ACTIVITY BRD GOV SP DIST HEALTH-SANITAT
FUND/INDEX 50-105/625105

Operating Detail		2020-21 Actuals	2021-22 Actual [x] Estimated [ ]	2022-23 Recommended Budget	2022-23 Adopted by the Board of Supervisors
OPERATING REVENUES					
SEWER SERVICE CHARGE	41866	522,963	526,406	539,878	539,878
TOTAL OPERATING REVENUES		**522,963**	**526,406**	**539,878**	**539,878**
OPERATING EXPENSES					
DPW SERVICES-GENERAL MONEY	62330	246,335	453,057	443,100	460,348
DEPRECIATION EQUIPMENT	74920	567	567	568	568
DEPRECIATION STRUCT & IMP	74940	35,602	18,395	19,432	19,432
TOTAL OPERATING EXPENSES		**282,504**	**472,019**	**463,100**	**480,348**
OPERATING INCOME (LOSS)		**240,459**	**54,387**	**76,778**	**59,530**
NON-OPERATING REVENUES (EXPENSES)					
INTEREST	40430	7,743	(4,374)		
ST-NATURAL DISASTER ASSISTANCE	40810		18,985		
FED-FEMA	41093		133,906		
INSURANCE PROCEEDS	42375	500,000	1,960,327	2,920,000	2,920,000
LOSS ON DISP OF FIXED ASSETS	75400	(149,337)			
TOTAL NON-OPERATING REVENUES (EXPENSES)		**358,406**	**2,108,844**	**2,920,000**	**2,920,000**
INCOME BEFORE CAPITAL CONTRIBUTIONS AND TRANSFERS		**598,865**	**2,163,231**	**2,996,778**	**2,979,530**
CHANGE IN NET ASSETS		**598,865**	**2,163,231**	**2,996,778**	**2,979,530**
NET ASSETS - BEGINNING BALANCE		1,906,719	2,505,584	4,668,815	4,668,815
NET ASSETS - ENDING BALANCE		**2,505,584**	**4,668,815**	**7,665,593**	**7,648,345**
BUILDINGS AND IMPROVEMENTS	86110	3,409,176	1,646,165	204,827	474,468
STRUCT AND IMPRVMNTS-ISF OFFST	86111	(3,409,176)	(1,646,165)	(204,827)	(474,468)

STATE CONTROLLER SCHEDULES
COUNTY BUDGET ACT
JANUARY 2010 EDITION, REVISION #1

SCHEDULE 11

COUNTY OF SANTA CRUZ
OPERATION OF ENTERPRISE FUND
FISCAL YEAR 2022-23

FUND TITLE CO DISPOSAL SITES CSA #9C-CAP
SERVICE ACTIVITY BRD GOV SP DIST HEALTH-SANITAT
FUND/INDEX 50-110/625110

Operating Detail		2020-21 Actuals	2021-22 Actual [x] Estimated [ ]	2022-23 Recommended Budget	2022-23 Adopted by the Board of Supervisors
OPERATING REVENUES					
GARBAGE COLLECTION-SAN ANDREAS	40284	1,080			
ENCROACHMENT FEES	41570	16			
REFUSE DISPOSAL FEES	41846	11,087,818	9,747,610	10,000,000	10,000,000
OTHER WASTE HAULER PAYMENTS	41847	4,225,346	4,442,498	4,475,000	4,475,000
COST RECOVERY-OTHER	42022			80,000	80,000
DISTRICT SERVICE CHARGES	42024	3,222,498	3,190,712	5,967,940	8,151,870
OTHER CHARGES CURRENT SERVICES	42047	98,836	71,544	77,000	77,000
OTH CHARGES-PROP FD REVENUE SH	42057		1,781		
OTHER REVENUE	42384	256,845	554,557	440,000	440,000
TOTAL OPERATING REVENUES		**18,892,439**	**18,008,702**	**21,039,940**	**23,223,870**
OPERATING EXPENSES					
MAINT-OFFICE EQUIPMNT-SERVICES	61725	133		100	100
DPW SERVICES-GENERAL MONEY	62330	14,280,360	16,304,845	21,133,400	22,541,269
DEPRECIATION AUTO	74910	217,167	229,470	458,000	458,000
DEPRECIATION EQUIPMENT	74920	413,879	483,441	492,487	492,487
DEPRECIATION STRUCT & IMP	74940	1,078,343	1,115,800	1,149,944	1,149,944
CONTRIB TO OTHER FUNDS-OTHER	75232	142,449		750,926	
INTRA-FUND TRF OUT-OTHER	95226				750,926
TOTAL OPERATING EXPENSES		**16,132,331**	**18,133,556**	**23,984,857**	**25,392,726**
OPERATING INCOME (LOSS)		**2,760,108**	**(124,854)**	**(2,944,917)**	**(2,168,856)**
NON-OPERATING REVENUES (EXPENSES)					
INTEREST	40430	55,837	49,523	30,000	30,000
ST-NATURAL DISASTER ASSISTANCE	40810	19,737			
ST-OTHER	40894	74,506	186,105	70,000	256,699
CONTR FR OTHER GOVT AGENCIES	41150	307,929	477,820	228,889	228,889
GAIN ON SALE OF FIXED ASSET	42451		10,000		
INTEREST ON COPS	74415	(203,990)	(190,722)	(197,000)	(197,000)
INTEREST ON LEASE PURCHASES	74420	(41,486)	(36,481)	(34,134)	(34,134)
TOTAL NON-OPERATING REVENUES (EXPENSES)		**212,533**	**496,245**	**97,755**	**284,454**
INCOME BEFORE CAPITAL CONTRIBUTIONS AND TRANSFERS		**2,972,641**	**371,391**	**(2,847,162)**	**(1,884,402)**
CHANGE IN NET ASSETS		**2,972,641**	**371,391**	**(2,847,162)**	**(1,884,402)**
NET ASSETS - BEGINNING BALANCE		15,750,661	18,723,302	19,094,693	19,094,693
NET ASSETS - ENDING BALANCE		**18,723,302**	**19,094,693**	**16,247,531**	**17,210,291**
PRINCIPAL ON COPS/NOTES	74225	270,000	285,000	295,000	295,000
PRINCIPAL ON LEASE PURCHASES	74230	155,169	160,092	165,195	165,195
PRINCIPAL-ISF/ENT OFFSET	74240	(425,169)	(445,092)	(460,195)	(460,195)
BUILDINGS AND IMPROVEMENTS	86110	1,123,715	298,503	1,558,182	3,874,051
STRUCT AND IMPRVMNTS-ISF OFFST	86111	(1,123,715)	(298,503)	(1,558,182)	(3,874,051)
EQUIPMENT	86204	105,640	373,305	60,000	116,073
MOBILE EQUIPMENT	86209		291,545	724,640	1,165,121
EQUIPMENT - ISF OFFSET	86250	(105,640)	(664,850)	(784,640)	(1,281,194)

STATE CONTROLLER SCHEDULES
COUNTY BUDGET ACT
JANUARY 2010 EDITION, REVISION #1

SCHEDULE 11

COUNTY OF SANTA CRUZ
OPERATION OF ENTERPRISE FUND
FISCAL YEAR 2022-23

FUND TITLE BEN LOMOND CLOSURE/POST CLOSUR
SERVICE ACTIVITY BRD GOV SP DIST HEALTH-SANITAT
FUND/INDEX 50-120/650120

Operating Detail		2020-21 Actuals	2021-22 Actual [x] Estimated [ ]	2022-23 Recommended Budget	2022-23 Adopted by the Board of Supervisors
OPERATING EXPENSES					
INTRA-FUND TRF IN-OTHER	95225	1,630		5,900	(5,000)
INTRA-FUND TRF OUT-OTHER	95226				5,900
TOTAL OPERATING EXPENSES		**1,630**	**-**	**5,900**	**900**
OPERATING INCOME (LOSS)		**(1,630)**	**-**	**(5,900)**	**(900)**
NON-OPERATING REVENUES (EXPENSES)					
INTEREST	40430	1,630	1,109	900	900
TOTAL NON-OPERATING REVENUES (EXPENSES)		**1,630**	**1,109**	**900**	**900**
INCOME BEFORE CAPITAL CONTRIBUTIONS AND TRANSFERS		**-**	**1,109**	**(5,000)**	**-**
CHANGE IN NET ASSETS		**-**	**1,109**	**(5,000)**	**-**
NET ASSETS - BEGINNING BALANCE		-	-	1,109	1,109
NET ASSETS - ENDING BALANCE		**-**	**1,109**	**(3,891)**	**1,109**

STATE CONTROLLER SCHEDULES
COUNTY BUDGET ACT
JANUARY 2010 EDITION, REVISION #1

SCHEDULE 11

COUNTY OF SANTA CRUZ
OPERATION OF ENTERPRISE FUND
FISCAL YEAR 2022-23

FUND TITLE BUENA VISTA CLOSURE/POST CLOSU
SERVICE ACTIVITY BRD GOV SP DIST HEALTH-SANITAT
FUND/INDEX 50-121/650121

Operating Detail		2020-21 Actuals	2021-22 Actual [x] Estimated [ ]	2022-23 Recommended Budget	2022-23 Adopted by the Board of Supervisors
OPERATING EXPENSES					
INTRA-FUND TRF IN-OTHER	95225	53,050		775,926	(745,926)
INTRA-FUND TRF OUT-OTHER	95226				775,926
TOTAL OPERATING EXPENSES		**53,050**	**-**	**775,926**	**30,000**
OPERATING INCOME (LOSS)		**(53,050)**	**-**	**(775,926)**	**(30,000)**
NON-OPERATING REVENUES (EXPENSES)					
INTEREST	40430	53,050	36,398	30,000	30,000
TOTAL NON-OPERATING REVENUES (EXPENSES)		**53,050**	**36,398**	**30,000**	**30,000**
INCOME BEFORE CAPITAL CONTRIBUTIONS AND TRANSFERS		**-**	**36,398**	**(745,926)**	**-**
OPERATING TRANSFER IN	42462			745,926	
CHANGE IN NET ASSETS		**-**	**36,398**	**-**	**-**
NET ASSETS - BEGINNING BALANCE		-	-	36,398	36,398
NET ASSETS - ENDING BALANCE		**-**	**36,398**	**36,398**	**36,398**

STATE CONTROLLER SCHEDULES
COUNTY BUDGET ACT
JANUARY 2010 EDITION, REVISION #1

SCHEDULE 11

COUNTY OF SANTA CRUZ
OPERATION OF ENTERPRISE FUND
FISCAL YEAR 2022-23

FUND TITLE DAVENPORT CO SAN DIST-CONSTRUC
SERVICE ACTIVITY BRD GOV SP DIST HEALTH-SANITAT
FUND/INDEX 50-125/625125

Operating Detail		2020-21 Actuals	2021-22 Actual [x] Estimated [ ]	2022-23 Recommended Budget	2022-23 Adopted by the Board of Supervisors
OPERATING REVENUES					
PROPERTY TAX-CURRENT SEC-GEN	40100	43,442	46,969	44,000	44,000
PROPERTY TAX-CURRENT UNSEC-GEN	40110	744	878		
PROPERTY TAX-PRIOR UNSEC-GEN	40130	158	100		
SUPP PROP TAX-CURRENT SEC	40150	401	1,169		
SUPP PROP TAX-CURRENT UNSEC	40151	18	14		
SUPP PROP TAX-PRIOR SEC	40160	47	19		
SUPP PROP TAX-PRIOR UNSEC	40161	7	8		
SEWER SERVICE CHARGE	41866	298,257	303,132	297,751	297,751
TOBACCO RETAIL LICENSE FEES	42065		3,273		
WATER SERVICES	42068	245,317	258,696	250,985	250,985
JOB COST BILLINGS ONLY	42108		3,984		
OTHER REVENUE	42384	63,000		20,000	20,000
PENALTIES FOR DELINQUENT TAXES	44142	5	2		
REDMPTN PNLTIES FOR DELINQ TXS	44143	8	4		
TOTAL OPERATING REVENUES		**651,404**	**618,248**	**612,736**	**612,736**
OPERATING EXPENSES					
DPW SERVICES-GENERAL MONEY	62330	803,477	534,020	463,018	468,044
DEPRECIATION STRUCT & IMP	74940	303,072	303,072	303,072	303,072
TOTAL OPERATING EXPENSES		**1,106,549**	**837,092**	**766,090**	**771,116**
OPERATING INCOME (LOSS)		**(455,145)**	**(218,844)**	**(153,354)**	**(158,380)**
NON-OPERATING REVENUES (EXPENSES)					
INTEREST	40430	(8,117)	(6)		
ST-HOMEOWNERS' PROP TAX RELIEF	40830	234	201		
ST-OTHER	40894		2,479		
FED-MISC GRANTS	41095			2,408,685	2,408,685
FED-ARRA SUB-RECIPIENT	41147			337,000	337,000
INTEREST ON LONG-TERM DEBT	74425	(1,447)	(1,183)	(811)	(811)
TOTAL NON-OPERATING REVENUES (EXPENSES)		**(9,330)**	**1,491**	**2,744,874**	**2,744,874**
INCOME BEFORE CAPITAL CONTRIBUTIONS AND TRANSFERS		**(464,475)**	**(217,353)**	**2,591,520**	**2,586,494**
OPERATING TRANSFERS OUT	90000		(2,966)		
CHANGE IN NET ASSETS		**(464,475)**	**(220,319)**	**2,591,520**	**2,586,494**
NET ASSETS - BEGINNING BALANCE		8,793,974	8,329,499	8,109,180	8,109,180
NET ASSETS - ENDING BALANCE		**8,329,499**	**8,109,180**	**10,700,700**	**10,695,674**
PRINCIPAL ON LONG-TERM DEBT	74110	14,124	14,515	14,917	14,917
PRINCIPAL-ISF/ENT OFFSET	74240	(14,124)	(14,515)	(14,917)	(14,917)
BUILDINGS AND IMPROVEMENTS	86110		31,844	3,000,759	3,000,759
STRUCT AND IMPRVMNTS-ISF OFFST	86111		(31,844)	(3,000,759)	(3,000,759)

STATE CONTROLLER SCHEDULES
COUNTY BUDGET ACT
JANUARY 2010 EDITION, REVISION #1

SCHEDULE 11

COUNTY OF SANTA CRUZ
OPERATION OF ENTERPRISE FUND
FISCAL YEAR 2022-23

FUND TITLE DAVENPORT DAVIS-GRUNSKY LOAN D
SERVICE ACTIVITY BRD GOV SP DIST HEALTH-SANITAT
FUND/INDEX 33-155/136416

Operating Detail		2020-21 Actuals	2021-22 Actual [x] Estimated [ ]	2022-23 Recommended Budget	2022-23 Adopted by the Board of Supervisors
OPERATING					
NON-OPERATING REVENUES (EXPENSES)					
INTEREST	40430	56	39		
INTEREST ON LONG-TERM DEBT	74425	(836)	(487)	(700)	(700)
TOTAL NON-OPERATING REVENUES (EXPENSES)		**(780)**	**(448)**	**(700)**	**(700)**
INCOME BEFORE CAPITAL CONTRIBUTIONS AND TRANSFERS		**(780)**	**(448)**	**(700)**	**(700)**
OPERATING TRANSFER IN	42462		2,966	10,804	
CHANGE IN NET ASSETS		**(780)**	**2,518**	**10,104**	**(700)**
NET ASSETS - BEGINNING BALANCE		8,958	8,178	10,696	10,696
NET ASSETS - ENDING BALANCE		**8,178**	**10,696**	**20,800**	**9,996**
PRINCIPAL ON LONG-TERM DEBT	74110	10,282	10,584	10,542	10,542
PRINCIPAL-ISF/ENT OFFSET	74240	(10,282)	(10,584)	(10,542)	(10,542)

STATE CONTROLLER SCHEDULES
COUNTY BUDGET ACT
JANUARY 2010 EDITION, REVISION #1

SCHEDULE 11

COUNTY OF SANTA CRUZ
OPERATION OF ENTERPRISE FUND
FISCAL YEAR 2022-23

FUND TITLE FREEDOM CO SANITATION DISTRICT
SERVICE ACTIVITY BRD GOV SP DIST HEALTH-SANITAT
FUND/INDEX 50-130/625130

Operating Detail		2020-21 Actuals	2021-22 Actual [x] Estimated [ ]	2022-23 Recommended Budget	2022-23 Adopted by the Board of Supervisors
OPERATING REVENUES					
SEWER SERVICE CHARGE	41866	1,116,675	1,231,976	1,322,510	1,322,510
JOB COST BILLINGS ONLY	42108		250		
TOTAL OPERATING REVENUES		**1,116,675**	**1,232,226**	**1,322,510**	**1,322,510**
OPERATING EXPENSES					
DPW SERVICES-GENERAL MONEY	62330	954,225	765,224	961,137	973,536
DEPRECIATION STRUCT & IMP	74940	232,199	223,519	450,239	450,239
CONTRIB TO OTHER AGENCIES-OTH	75231		132,092	137,757	137,757
TOTAL OPERATING EXPENSES		**1,186,424**	**1,120,835**	**1,549,133**	**1,561,532**
OPERATING INCOME (LOSS)		**(69,749)**	**111,391**	**(226,623)**	**(239,022)**
NON-OPERATING REVENUES (EXPENSES)					
INTEREST	40430	9,159	5,568	4,000	4,000
FED-MISC GRANTS	41095	2,538,359	1,882,292		
INTEREST ON LONG-TERM DEBT	74425		(68,485)	(50,591)	(50,591)
TOTAL NON-OPERATING REVENUES (EXPENSES)		**2,547,518**	**1,819,375**	**(46,591)**	**(46,591)**
INCOME BEFORE CAPITAL CONTRIBUTIONS AND TRANSFERS		**2,547,518**	**1,819,375**	**(46,591)**	**(46,591)**
OPERATING TRANSFERS OUT	90000	(7,035,359)	(2,164,414)	(2,002,217)	(2,002,217)
CHANGE IN NET ASSETS		**(4,487,841)**	**(345,039)**	**(2,048,808)**	**(2,048,808)**
NET ASSETS - BEGINNING BALANCE		13,401,226	8,913,385	8,568,346	8,568,346
NET ASSETS - ENDING BALANCE		**8,913,385**	**8,568,346**	**6,519,538**	**6,519,538**
LOAN PROCEEDS	42506	4,497,000			
LOAN PROCEEDS OFFSET-ISF/ENT F	42507	(4,497,000)			
PRINCIPAL ON LONG-TERM DEBT	74110		93,000	94,000	94,000
PRINCIPAL-ISF/ENT OFFSET	74240		(93,000)	(94,000)	(94,000)

STATE CONTROLLER SCHEDULES
COUNTY BUDGET ACT
JANUARY 2010 EDITION, REVISION #1
COUNTY OF SANTA CRUZ
OPERATION OF ENTERPRISE FUND
FISCAL YEAR 2022-23

SCHEDULE 11

FUND TITLE FREEDOM CO SAN DIST EXPAN CONS
SERVICE ACTIVITY BRD GOV SP DIST HEALTH-SANITAT
FUND/INDEX 50-140/625140

Operating Detail		2020-21 Actuals	2021-22 Actual [x] Estimated [ ]	2022-23 Recommended Budget	2022-23 Adopted by the Board of Supervisors
OPERATING REVENUES					
CONNECTION FEES	41842	2,200	7,200		
TOTAL OPERATING REVENUES		**2,200**	**7,200**	**-**	**-**
OPERATING EXPENSES					
DPW SERVICES-GENERAL MONEY	62330	2,806	2,241	120,000	120,000
TOTAL OPERATING EXPENSES		**2,806**	**2,241**	**120,000**	**120,000**
OPERATING INCOME (LOSS)		**(606)**	**4,959**	**(120,000)**	**(120,000)**
NON-OPERATING REVENUES (EXPENSES)					
INTEREST	40430	(2,592)	112		
TOTAL NON-OPERATING REVENUES (EXPENSES)		**(3,198)**	**5,071**	**(120,000)**	**(120,000)**
INCOME BEFORE CAPITAL CONTRIBUTIONS AND TRANSFERS		**(3,198)**	**5,071**	**(120,000)**	**(120,000)**
OPERATING TRANSFER IN	42462	7,035,359	2,164,414	2,002,217	2,002,217
CHANGE IN NET ASSETS		**7,032,161**	**2,169,485**	**1,882,217**	**1,882,217**
NET ASSETS - BEGINNING BALANCE					
NET ASSETS - ENDING BALANCE					
BUILDINGS AND IMPROVEMENTS	86110	7,825,796	957,590	1,068,808	1,251,423
STRUCT AND IMPRVMNTS-ISF OFFST	86111	(7,825,239)	(957,590)	(1,068,808)	(1,068,808)

STATE CONTROLLER SCHEDULES
COUNTY BUDGET ACT
JANUARY 2010 EDITION, REVISION #1

SCHEDULE 11

COUNTY OF SANTA CRUZ
OPERATION OF ENTERPRISE FUND
FISCAL YEAR 2022-23

FUND TITLE PLACE DE MER CSA #2
SERVICE ACTIVITY BRD GOV SP DIST HEALTH-SANITAT
FUND/INDEX 50-143/625143

Operating Detail		2020-21 Actuals	2021-22 Actual [x] Estimated [ ]	2022-23 Recommended Budget	2022-23 Adopted by the Board of Supervisors
OPERATING REVENUES					
DISTRICT SERVICE CHARGES	42024	101,050	103,070	107,400	107,400
TOTAL OPERATING REVENUES		**101,050**	**103,070**	**107,400**	**107,400**
OPERATING EXPENSES					
DPW SERVICES-GENERAL MONEY	62330	231,838	119,454	130,500	130,521
DEPRECIATION STRUCT & IMP	74940	5,542	5,542	5,542	5,542
TOTAL OPERATING EXPENSES		**237,380**	**124,996**	**136,042**	**136,063**
OPERATING INCOME (LOSS)		**(136,330)**	**(21,926)**	**(28,642)**	**(28,663)**
NON-OPERATING REVENUES (EXPENSES)					
INTEREST	40430	1,414	315	300	300
TOTAL NON-OPERATING REVENUES (EXPENSES)		**1,414**	**315**	**300**	**300**
INCOME BEFORE CAPITAL CONTRIBUTIONS AND TRANSFERS		**(134,916)**	**(21,611)**	**(28,342)**	**(28,363)**
CHANGE IN NET ASSETS		**(134,916)**	**(21,611)**	**(28,342)**	**(28,363)**
NET ASSETS - BEGINNING BALANCE		455,176	320,260	298,649	298,649
NET ASSETS - ENDING BALANCE		**320,260**	**298,649**	**270,307**	**270,286**
BUILDINGS AND IMPROVEMENTS	86110	25,166	20,160	26,383	26,383
STRUCT AND IMPRVMNTS-ISF OFFST	86111	(25,166)	(20,160)	(26,383)	(26,383)

STATE CONTROLLER SCHEDULES
COUNTY BUDGET ACT
JANUARY 2010 EDITION, REVISION #1

SCHEDULE 11

COUNTY OF SANTA CRUZ
OPERATION OF ENTERPRISE FUND
FISCAL YEAR 2022-23

FUND TITLE ROLLING WOODS CSA #10
SERVICE ACTIVITY BRD GOV SP DIST HEALTH-SANITAT
FUND/INDEX 50-170/625170

Operating Detail		2020-21 Actuals	2021-22 Actual [x] Estimated [ ]	2022-23 Recommended Budget	2022-23 Adopted by the Board of Supervisors
OPERATING REVENUES					
PERMIT PROCESSING FEES	41576	166			
ASSMNT DST BUY-IN CNNCT FEES	41841	8,842	2,947		
CONNECTION FEES	41842	8,947	10,247		
SEWER SERVICE CHARGE	41866	40,207	50,567	39,395	39,395
TOTAL OPERATING REVENUES		**58,162**	**63,761**	**39,395**	**39,395**
OPERATING EXPENSES					
DPW SERVICES-GENERAL MONEY	62330	20,451	18,735	39,300	39,300
DEPRECIATION STRUCT & IMP	74940	9,019	9,019	9,020	9,020
TOTAL OPERATING EXPENSES		**29,470**	**27,754**	**48,320**	**48,320**
OPERATING INCOME (LOSS)		**28,692**	**36,007**	**(8,925)**	**(8,925)**
NON-OPERATING REVENUES (EXPENSES)					
INTEREST	40430	5,854	4,175	4,000	4,000
TOTAL NON-OPERATING REVENUES (EXPENSES)		**5,854**	**4,175**	**4,000**	**4,000**
INCOME BEFORE CAPITAL CONTRIBUTIONS AND TRANSFERS		**34,546**	**40,182**	**(4,925)**	**(4,925)**
CHANGE IN NET ASSETS		**34,546**	**40,182**	**(4,925)**	**(4,925)**
NET ASSETS - BEGINNING BALANCE		939,825	974,371	1,014,553	1,014,553
NET ASSETS - ENDING BALANCE		**974,371**	**1,014,553**	**1,009,628**	**1,009,628**
BUILDINGS AND IMPROVEMENTS	86110			909,745	909,745
STRUCT AND IMPRVMNTS-ISF OFFST	86111			(909,745)	(909,745)

STATE CONTROLLER SCHEDULES
COUNTY BUDGET ACT
JANUARY 2010 EDITION, REVISION #1

SCHEDULE 11

COUNTY OF SANTA CRUZ
OPERATION OF ENTERPRISE FUND
FISCAL YEAR 2022-23

FUND TITLE SAND DOLLAR BEACH CSA #5
SERVICE ACTIVITY BRD GOV SP DIST HEALTH-SANITAT
FUND/INDEX 50-200/625200

Operating Detail		2020-21 Actuals	2021-22 Actual [x] Estimated [ ]	2022-23 Recommended Budget	2022-23 Adopted by the Board of Supervisors
OPERATING REVENUES					
SEWER SERVICE CHARGE	41866	307,397	313,544	326,714	326,714
TOTAL OPERATING REVENUES		**307,397**	**313,544**	**326,714**	**326,714**
OPERATING EXPENSES					
DPW SERVICES-GENERAL MONEY	62330	294,958	256,652	322,850	322,850
DEPRECIATION STRUCT & IMP	74940	18,735	18,735	18,735	18,735
TOTAL OPERATING EXPENSES		**313,693**	**275,387**	**341,585**	**341,585**
OPERATING INCOME (LOSS)		**(6,296)**	**38,157**	**(14,871)**	**(14,871)**
NON-OPERATING REVENUES (EXPENSES)					
INTEREST	40430	2,338	1,718	2,000	2,000
TOTAL NON-OPERATING REVENUES (EXPENSES)		**2,338**	**1,718**	**2,000**	**2,000**
INCOME BEFORE CAPITAL CONTRIBUTIONS AND TRANSFERS		**(3,958)**	**39,875**	**(12,871)**	**(12,871)**
CHANGE IN NET ASSETS		**(3,958)**	**39,875**	**(12,871)**	**(12,871)**
NET ASSETS - BEGINNING BALANCE		1,349,089	1,345,131	1,385,006	1,385,006
NET ASSETS - ENDING BALANCE		**1,345,131**	**1,385,006**	**1,372,135**	**1,372,135**
BUILDINGS AND IMPROVEMENTS	86110			362,369	362,369
STRUCT AND IMPRVMNTS-ISF OFFST	86111			(362,369)	(362,369)

STATE CONTROLLER SCHEDULES
COUNTY BUDGET ACT
JANUARY 2010 EDITION, REVISION #1

SCHEDULE 11

COUNTY OF SANTA CRUZ
OPERATION OF ENTERPRISE FUND
FISCAL YEAR 2022-23

FUND TITLE SEPTIC TANK MAINT CSA # 12
SERVICE ACTIVITY BRD GOV SP DIST HEALTH-SANITAT
FUND/INDEX 50-215/133607

Operating Detail		2020-21 Actuals	2021-22 Actual [x] Estimated [ ]	2022-23 Recommended Budget	2022-23 Adopted by the Board of Supervisors
OPERATING REVENUES					
NON STANDARD SEPTIC INSPECTNS	41671	152,576	163,195	150,000	213,060
SANITARY SERVICES	41856	895,034	954,785	880,000	880,000
SEPTIC PUMP INSPECTION FEES	41862	157,205	154,854	160,000	755,364
TOTAL OPERATING REVENUES		**1,204,815**	**1,272,834**	**1,190,000**	**1,848,424**
OPERATING EXPENSES					
ACCOUNTING AND AUDITING FEES	62301	500	500	500	500
HSA-INTERDEPARTMENT	62350	243,394	389,277	639,401	1,087,457
PROF & SPECIAL SERV-OTHER	62381				210,368
ADVERTISING & PROMOTION SUPP	62801		432		
SPECIAL MISC EXPENSE-SERVICES	62856	3,920	5,457	1,500	1,500
WASTE DISPOSAL	63010	863,912	740,538	880,000	880,000
COUNTY OVERHEAD A87/CP	75315	455		455	352
TOTAL OPERATING EXPENSES		**1,112,181**	**1,136,204**	**1,521,856**	**2,180,177**
OPERATING INCOME (LOSS)		**92,634**	**136,630**	**(331,856)**	**(331,753)**
NON-OPERATING REVENUES (EXPENSES)					
INTEREST	40430	4,196	5,282	5,000	5,000
TOTAL NON-OPERATING REVENUES (EXPENSES)		**4,196**	**5,282**	**5,000**	**5,000**
INCOME BEFORE CAPITAL CONTRIBUTIONS AND TRANSFERS		**96,830**	**141,912**	**(326,856)**	**(326,753)**
CHANGE IN NET ASSETS		**96,830**	**141,912**	**(326,856)**	**(326,753)**
NET ASSETS - BEGINNING BALANCE		1,248,301	1,345,131	1,487,043	1,487,043
NET ASSETS - ENDING BALANCE		**1,345,131**	**1,487,043**	**1,160,187**	**1,160,290**

STATE CONTROLLER SCHEDULES
COUNTY BUDGET ACT
JANUARY 2010 EDITION, REVISION #1

SCHEDULE 11

COUNTY OF SANTA CRUZ
OPERATION OF ENTERPRISE FUND
FISCAL YEAR 2022-23

FUND TITLE SEPTIC TANK MAINT CSA#12 CAP
SERVICE ACTIVITY BRD GOV SP DIST HEALTH-SANITAT
FUND/INDEX 50-220/133609

Operating Detail		2020-21 Actuals	2021-22 Actual [x] Estimated [ ]	2022-23 Recommended Budget	2022-23 Adopted by the Board of Supervisors
OPERATING EXPENSES					
ACCOUNTING AND AUDITING FEES	62301	125	125	125	125
FISCAL AGENTS FEES	62345	282	182	612	612
TOTAL OPERATING EXPENSES		**407**	**307**	**737**	**737**
OPERATING INCOME (LOSS)		**(407)**	**(307)**	**(737)**	**(737)**
NON-OPERATING REVENUES (EXPENSES)					
INTEREST	40430	1	6	40	40
INTEREST LOAN PAYMENTS	40436	503	263	500	500
INTEREST ON LONG-TERM DEBT	74425	(255)			
TOTAL NON-OPERATING REVENUES (EXPENSES)		**249**	**269**	**540**	**540**
INCOME BEFORE CAPITAL CONTRIBUTIONS AND TRANSFERS		**(158)**	**(38)**	**(197)**	**(197)**
CHANGE IN NET ASSETS		**(158)**	**(38)**	**(197)**	**(197)**
NET ASSETS - BEGINNING BALANCE					
NET ASSETS - ENDING BALANCE					
PRIN/OTHER LOAN REPAYMENTS	42376	10,433	2,325	3,000	3,000
OFFSET-LOAN PRIN REPAYMTS	42377	(2,163)	(2,325)	(3,000)	(3,000)
PRINCIPAL ON LONG-TERM DEBT	74110	9,800			

STATE CONTROLLER SCHEDULES
COUNTY BUDGET ACT
JANUARY 2010 EDITION, REVISION #1

SCHEDULE 11

COUNTY OF SANTA CRUZ
OPERATION OF ENTERPRISE FUND
FISCAL YEAR 2022-23

FUND TITLE SEPTIC TANK CSA #12 ZONE A
SERVICE ACTIVITY BRD GOV SP DIST HEALTH-SANITAT
FUND/INDEX 50-225/133608

Operating Detail		2020-21 Actuals	2021-22 Actual [x] Estimated [ ]	2022-23 Recommended Budget	2022-23 Adopted by the Board of Supervisors
OPERATING REVENUES					
SEPTIC PUMP INSPECTION FEES	41862	240,537	240,038	300,100	300,100
TOTAL OPERATING REVENUES		**240,537**	**240,038**	**300,100**	**300,100**
OPERATING EXPENSES					
ACCOUNTING AND AUDITING FEES	62301	500	500	500	500
HSA-INTERDEPARTMENT	62350	190,973	271,353	508,961	508,961
PROF & SPECIAL SERV-OTHER	62381	33,808	9,843	30,000	30,000
ADVERTISING & PROMOTION SUPP	62801		266		
SPECIAL MISC EXPENSE-SERVICES	62856			80,000	80,000
COUNTY OVERHEAD A87/CP	75315	511	3,541	511	435
TOTAL OPERATING EXPENSES		**225,792**	**285,503**	**619,972**	**619,896**
OPERATING INCOME (LOSS)		**14,745**	**(45,465)**	**(319,872)**	**(319,796)**
NON-OPERATING REVENUES (EXPENSES)					
INTEREST	40430	4,610	3,460	5,000	5,000
TOTAL NON-OPERATING REVENUES (EXPENSES)		**4,610**	**3,460**	**5,000**	**5,000**
INCOME BEFORE CAPITAL CONTRIBUTIONS AND TRANSFERS		**19,355**	**(42,005)**	**(314,872)**	**(314,796)**
CHANGE IN NET ASSETS		**19,355**	**(42,005)**	**(314,872)**	**(314,796)**
NET ASSETS - BEGINNING BALANCE					
NET ASSETS - ENDING BALANCE					

STATE CONTROLLER SCHEDULES
COUNTY BUDGET ACT
JANUARY 2010 EDITION, REVISION #1

SCHEDULE 11

COUNTY OF SANTA CRUZ
OPERATION OF ENTERPRISE FUND
FISCAL YEAR 2022-23

FUND TITLE TRESTLE BEACH CSA #20
SERVICE ACTIVITY BRD GOV SP DIST HEALTH-SANITAT
FUND/INDEX 50-230/625230

Operating Detail		2020-21 Actuals	2021-22 Actual [x] Estimated [ ]	2022-23 Recommended Budget	2022-23 Adopted by the Board of Supervisors
OPERATING REVENUES					
CONNECTION FEES	41842	8,000			
SEWER SERVICE CHARGE	41866	75,945	77,464	80,718	80,718
TOTAL OPERATING REVENUES		**83,945**	**77,464**	**80,718**	**80,718**
OPERATING EXPENSES					
DPW SERVICES-GENERAL MONEY	62330	70,214	83,703	83,700	83,700
TOTAL OPERATING EXPENSES		**70,214**	**83,703**	**83,700**	**83,700**
OPERATING INCOME (LOSS)		**13,731**	**(6,239)**	**(2,982)**	**(2,982)**
NON-OPERATING REVENUES (EXPENSES)					
INTEREST	40430	2	(5)		
TOTAL NON-OPERATING REVENUES (EXPENSES)		**2**	**(5)**	**-**	**-**
INCOME BEFORE CAPITAL CONTRIBUTIONS AND TRANSFERS		**13,733**	**(6,244)**	**(2,982)**	**(2,982)**
CHANGE IN NET ASSETS		**13,733**	**(6,244)**	**(2,982)**	**(2,982)**
NET ASSETS - BEGINNING BALANCE		(4,424)	9,309	3,065	3,065
NET ASSETS - ENDING BALANCE		**9,309**	**3,065**	**83**	**83**
BUILDINGS AND IMPROVEMENTS	86110			9,386	9,386
STRUCT AND IMPRVMNTS-ISF OFFST	86111			(9,386)	(9,386)

This Page Intentionally Left Blank

SPECIAL DISTRICTS FUND SUMMARY SCHEDULES

This Page Intentionally Left Blank

COUNTY OF SANTA CRUZ
SPECIAL DISTRICTS AND OTHER AGENCIES SUMMARY
FISCAL YEAR 2022-23

District Name	Total Financing Sources				Total Financing Uses		
	Fund Balance Available June 30, 2022	Decreases to Obligated Fund Balances	Additional Financing Sources	Total Financing Sources	Financing Uses	Increases to Obligated Fund Balances	Total Financing Uses
BRD GOV SP DIST PUBLIC PROTECT							
COUNTY FIRE PROTECTION CSA #48	1		2,792,547	2,792,548	2,792,548		2,792,548
EXTENDED POLICE PROTECT CSA #3	9,425		2,885,606	2,895,031	2,885,606	9,425	2,895,031
GRAHAM HILL CSA #57	423,318		43,253	466,571	466,206	365	466,571
PAJARO STORM DRAIN MAINT DIST	326,689		1,636,220	1,962,909	1,962,909		1,962,909
PAJARO DUNES CSA #4	1,035,840	254,788	1,431,610	2,722,238	2,722,238		2,722,238
SC FLOOD CONTROL & WTR-ZONE 4(	426,283		1,962,015	2,388,298	2,135,582	252,716	2,388,298
SC FLOOD CONTROL & WTR-ZONE 5	1,746,424		829,700	2,576,124	2,576,124		2,576,124
S.C. FLOOD CON & WTR CONS-GEN	401,512		1,867,947	2,269,459	2,269,459		2,269,459
SC FLOOD CONTROL & WTR ZONE 8	277,539		45,900	323,439	323,439		323,439
SC FLOOD CONTROL-ZN 5 EXP CONS	945,881		403,000	1,348,881	1,212,486	136,395	1,348,881
SC FLOOD CONTROL & WTR CON-ZN	289,742		59,200	348,942	348,942		348,942
SC FLOOD CONTROL & WTR CON ZN	204,234		4,585,835	4,790,069	4,790,069		4,790,069
SC FLOOD CONTROL & WTR CON ZN	1,097,169		78,500	1,175,669	997,230	178,439	1,175,669
TOTAL BRD GOV SP DIST PUBLIC PROTECT	**7,184,057**	**254,788**	**18,621,333**	**26,060,178**	**25,482,838**	**577,340**	**26,060,178**
BRD GOV SP DIST HEALTH-SANITAT							
MOSQUITO ABATEMENT CSA #53	118,795		566,527	685,322	683,933	1,389	685,322
MOSQUITO ABATEMENT CSA #53-NOR	213,978		957,267	1,171,245	1,025,926	145,319	1,171,245
TOTAL BRD GOV SP DIST HEALTH-SANITAT	**332,773**	**0**	**1,523,794**	**1,856,567**	**1,709,859**	**146,708**	**1,856,567**
BRD GOV SP DIST RECREATION							
PARKS & REC CSA #11	1,273,552		2,015,781	3,289,333	3,032,193	257,140	3,289,333
TOTAL BRD GOV SP DIST RECREATION	**1,273,552**	**0**	**2,015,781**	**3,289,333**	**3,032,193**	**257,140**	**3,289,333**
BRD GOV SP DIST ROADS							
APTOS SEASCAPE CO SERV AREA #3	34,736		79,696	114,432	114,432		114,432
BRAEMOOR CSA #47	69,112		14,374	83,486	83,486		83,486
CO HWY LIGHTING CSA #9	147,367	1	1,153,694	1,301,062	1,301,062		1,301,062
CO HWY RESID LIGHT CSA #9 ZN A	2,063,054	100,000	578,246	2,741,300	2,741,300		2,741,300
CO CROSSING GUARD CSA #9 ZN B	64,797		7,572	72,369	72,369		72,369
CO ROAD MAINT CSA #9D ZONE 1	2,025		839,958	841,983	841,983		841,983
CO ROAD MAINT CSA #9D ZONE 2	-13,064		1,399,116	1,386,052	1,386,052		1,386,052
CSA #9D ZONE 3	5,466		403,002	408,468	408,468		408,468
STREETSCAPE CSA #9E	17,039		38,947	55,986	55,986		55,986
COUNTRY ESTATES CSA #35	70,987		20,257	91,244	91,244		91,244
EMPIRE ACRES CSA #17	114,361		14,957	129,318	129,318		129,318
BONITA-ENCINO DRIVES CSA #43	145,502		21,629	167,131	167,131		167,131
FOREST GLEN CSA #36	253,073		220,442	473,515	473,515		473,515
FELTON GROVE CSA 56	207,403		13,080	220,483	220,483		220,483
GLENWOOD ACRES CSA #30	65,788		7,955	73,743	73,733	10	73,743
HIDDEN VALLEY CSA #26	185,207		80,140	265,347	265,347		265,347
HOPKINS GULCH CSA #51	128,324		53,114	181,438	181,438		181,438
HUCKLEBERRY WOODS RD CSA #15	257,462		44,495	301,957	301,957		301,957
HUTCHINSON ROAD CSA #13	894,030	1	147,719	1,041,750	1,041,750		1,041,750
OAKFLAT ROAD CSA 13A	16,279		26,810	43,089	43,089		43,089
KELLY HILL CSA #22	822		271	1,093	1,093		1,093
LARSEN ROAD CSA #34	64,583		1,169	65,752	65,752		65,752
LOMA PRIETA DRIVE CSA #41	217,176		30,403	247,579	247,579		247,579
LOMOND TERRACE CSA #28	143,714		54,954	198,668	198,668		198,668
MCGAFFIGAN MILL ROAD CSA #59	16,508		16,791	33,299	33,299		33,299
OLD RANCH ROAD CSA #23	117,795		29,824	147,619	147,619		147,619
PINECREST CSA#46	55,072		41,943	97,015	97,015		97,015
PINERIDGE CSA #24	73,227		24,811	98,038	98,038		98,038
RALSTON WAY CSA #40	13,799		3,702	17,501	17,501		17,501
REDWOOD DRIVE CSA #33	153,091		45,638	198,729	198,729		198,729
REED STREET CSA #39	37			37	37		37
ROBERTS ROAD CSA #37	88,487		17,543	106,030	106,030		106,030
RIDGE DRIVE CSA # 58	57,519		13,355	70,874	70,874		70,874
RIVERDALE PARK RD CSA #55	95,600		14,321	109,921	109,921		109,921
ROBAK DRIVE CSA #16	20,279		26,088	46,367	46,367		46,367
SUNLIT LANE CSA #42	38,691		6,901	45,592	45,592		45,592
SUNBEAM WOODS CSA #44	54,666		16,192	70,858	70,858		70,858
VINEYARD CSA #50	279,675	300	23,976	303,951	303,951		303,951
VIEW CIRCLE CSA #32	9,830		2,872	12,702	12,702		12,702
VIEWPOINT ROAD CSA #25	105,795	1	11,192	116,988	116,988		116,988
UPPER PLEASANT VALLEY-CSA #52	20,780		6,473	27,253	27,253		27,253
WESTDALE CSA #21	49,235		6,292	55,527	55,527		55,527

COUNTY OF SANTA CRUZ
SPECIAL DISTRICTS AND OTHER AGENCIES SUMMARY
FISCAL YEAR 2022-23

District Name	Total Financing Sources				Total Financing Uses		
	Fund Balance Available June 30, 2022	Decreases to Obligated Fund Balances	Additional Financing Sources	Total Financing Sources	Financing Uses	Increases to Obligated Fund Balances	Total Financing Uses
WHITEHOUSE CANYON CSA #18	50,669	3	9,203	59,875	59,875		59,875
TOTAL BRD GOV SP DIST ROADS	**6,455,998**	**100,306**	**5,569,117**	**12,125,421**	**12,125,411**	**10**	**12,125,421**
BRD GOV SP DIST REDEVELOPMENT							
RDA ADMIN-LO/SOQ CAPITAL PROJE	-236,606	238,705	250,000	252,099	252,099		252,099
RDA ADMIN-PROPERTY MANAGEMENT	317,288		33,820	351,108	21,619	329,489	351,108
RDA CAPITAL PROJECTS FUND	2	313	2	317	317		317
CO RDA S/A-CAP TAX INCREMENT	-186,940	2,417,397	14,135,690	16,366,147	16,366,147		16,366,147
TOTAL BRD GOV SP DIST REDEVELOPMENT	**-106,256**	**2,656,415**	**14,419,512**	**16,969,671**	**16,640,182**	**329,489**	**16,969,671**
TOTAL SPECIAL DISTRICTS & OTHER AGENCIES	**15,140,124**	**3,011,509**	**42,149,537**	**60,301,170**	**58,990,483**	**1,310,687**	**60,301,170**

STATE CONTROLLER SCHEDULES
COUNTY BUDGET ACT
JANUARY 2010 EDITION, REVISION #1

SCHEDULE 13

COUNTY OF SANTA CRUZ
FUND BALANCE - SPECIAL DISTRICTS AND OTHER AGENCIES
FISCAL YEAR 2022-23

Actual [x]
Estimated [ ]

District Name	Total Fund Balance June 30, 2022	Less: Obligated Fund Balances			Fund Balance Available June 30, 2022
		Encumbrances	Nonspendable, Restricted	Assigned	
BRD GOV SP DIST PUBLIC PROTECT					
COUNTY FIRE PROTECTION CSA #48	13,024			13,023	1
EXTENDED POLICE PROTECT CSA #3	9,425				9,425
GRAHAM HILL CSA #57	423,318				423,318
PAJARO STORM DRAIN MAINT DIST	326,689				326,689
PAJARO DUNES CSA #4	1,403,399			367,559	1,035,840
SC FLOOD CONTROL & WTR-ZONE 4(	876,650			450,367	426,283
SC FLOOD CONTROL & WTR-ZONE 5	1,746,424				1,746,424
S.C. FLOOD CON & WTR CONS-GEN	401,512				401,512
SC FLOOD CONTROL & WTR ZONE 8	277,539				277,539
SC FLOOD CONTROL-ZN 5 EXP CONS	945,881				945,881
SC FLOOD CONTROL & WTR CON-ZN	289,742				289,742
SC FLOOD CONTROL & WTR CON ZN	204,234				204,234
SC FLOOD CONTROL & WTR CON ZN	1,097,169				1,097,169
TOTAL BRD GOV SP DIST PUBLIC PROTECT	**8,015,006**	**0**	**0**	**830,949**	**7,184,057**
BRD GOV SP DIST HEALTH-SANITAT					
MOSQUITO ABATEMENT CSA #53	724,773			605,978	118,795
MOSQUITO ABATEMENT CSA #53-NOR	983,502			769,524	213,978
TOTAL BRD GOV SP DIST HEALTH-SANITAT	**1,708,275**	**0**	**0**	**1,375,502**	**332,773**
BRD GOV SP DIST RECREATION					
PARKS & REC CSA #11	3,160,372			1,886,820	1,273,552
TOTAL BRD GOV SP DIST RECREATION	**3,160,372**	**0**	**0**	**1,886,820**	**1,273,552**
BRD GOV SP DIST ROADS					
APTOS SEASCAPE CO SERV AREA #3	34,736				34,736
BRAEMOOR CSA #47	69,112				69,112
CO HWY LIGHTING CSA #9	147,368			1	147,367
CO HWY RESID LIGHT CSA #9 ZN A	2,163,054		100,000		2,063,054
CO CROSSING GUARD CSA #9 ZN B	64,797				64,797
CO ROAD MAINT CSA #9D ZONE 1	2,025				2,025
CO ROAD MAINT CSA #9D ZONE 2	-13,064				-13,064
CSA #9D ZONE 3	5,466				5,466
STREETSCAPE CSA #9E	17,039				17,039
COUNTRY ESTATES CSA #35	70,987				70,987
EMPIRE ACRES CSA #17	114,361				114,361
BONITA-ENCINO DRIVES CSA #43	145,502				145,502
FOREST GLEN CSA #36	253,073				253,073
FELTON GROVE CSA 56	207,403				207,403
GLENWOOD ACRES CSA #30	65,788				65,788
HIDDEN VALLEY CSA #26	185,207				185,207
HOPKINS GULCH CSA #51	128,324				128,324
HUCKLEBERRY WOODS RD CSA #15	257,462				257,462
HUTCHINSON ROAD CSA #13	894,031			1	894,030
OAKFLAT ROAD CSA 13A	16,279				16,279
KELLY HILL CSA #22	822				822
LARSEN ROAD CSA #34	64,583				64,583
LOMA PRIETA DRIVE CSA #41	217,176				217,176
LOMOND TERRACE CSA #28	143,714				143,714
MCGAFFIGAN MILL ROAD CSA #59	16,508				16,508

STATE CONTROLLER SCHEDULES
COUNTY BUDGET ACT
JANUARY 2010 EDITION, REVISION #1

SCHEDULE 13

COUNTY OF SANTA CRUZ
FUND BALANCE - SPECIAL DISTRICTS AND OTHER AGENCIES
FISCAL YEAR 2022-23

Actual [x]
Estimated [ ]

District Name	Total Fund Balance June 30, 2022	Less: Obligated Fund Balances			Fund Balance Available June 30, 2022
		Encumbrances	Nonspendable, Restricted	Assigned	
OLD RANCH ROAD CSA #23	117,795				117,795
PINECREST CSA#46	55,072				55,072
PINERIDGE CSA #24	73,227				73,227
RALSTON WAY CSA #40	13,799				13,799
REDWOOD DRIVE CSA #33	153,091				153,091
REED STREET CSA #39	37				37
ROBERTS ROAD CSA #37	88,487				88,487
RIDGE DRIVE CSA # 58	57,519				57,519
RIVERDALE PARK RD CSA #55	95,600				95,600
ROBAK DRIVE CSA #16	20,279				20,279
SUNLIT LANE CSA #42	38,691				38,691
SUNBEAM WOODS CSA #44	54,666				54,666
VINEYARD CSA #50	279,975			300	279,675
VIEW CIRCLE CSA #32	9,830				9,830
VIEWPOINT ROAD CSA #25	105,796			1	105,795
UPPER PLEASANT VALLEY-CSA #52	20,780				20,780
WESTDALE CSA #21	49,235				49,235
WHITEHOUSE CANYON CSA #18	50,672			3	50,669
TOTAL BRD GOV SP DIST ROADS	**6,556,304**	**0**	**100,000**	**306**	**6,455,998**
BRD GOV SP DIST REDEVELOPMENT					
RDA ADMIN-LO/SOQ CAPITAL PROJE	-1			236,605	-236,606
RDA ADMIN-PROPERTY MANAGEMENT	317,288				317,288
RDA CAPITAL PROJECTS FUND	315			313	2
CO RDA S/A-CAP TAX INCREMENT	15,468,040			15,654,980	-186,940
TOTAL BRD GOV SP DIST REDEVELOPMENT	**15,785,642**	**0**	**0**	**15,891,898**	**-106,256**
TOTAL SPECIAL DISTRICTS & OTHER AGENCIES	**35,225,599**	**0**	**100,000**	**19,985,475**	**15,140,124**

COUNTY OF SANTA CRUZ
SPECIAL DISTRICTS AND OTHER AGENCIES
OBLIGATED FUND BALANCES
FISCAL YEAR 2022-23

District Name	Obligated Fund Balances June 30, 2022	Decreases or Cancellations		Increases or New Obligated Fund Balances		Total Obligated Fund Balances for the Budget Year	Fund
		Recommended	Adopted by the Board of Supervisors	Recommended	Adopted by the Board of Supervisors		
BRD GOV SP DIST PUBLIC PROTECT							
COUNTY FIRE PROTECTION CSA #48	13,023	13,023		13,023		13,023	22110
EXTENDED POLICE PROTECT CSA #3					9,425	9,425	22155
GRAHAM HILL CSA #57					365	365	22175
PAJARO STORM DRAIN MAINT DIST							22245
PAJARO DUNES CSA #4	367,559	343,906	254,788			112,771	22250
SC FLOOD CONTROL & WTR-ZONE 4(	450,367			261,370	252,716	703,083	22345
SC FLOOD CONTROL & WTR-ZONE 5							22350
S.C. FLOOD CON & WTR CONS-GEN							22355
SC FLOOD CONTROL & WTR ZONE 8							22360
SC FLOOD CONTROL-ZN 5 EXP CONS					136,395	136,395	22365
SC FLOOD CONTROL & WTR CON-ZN							22375
SC FLOOD CONTROL & WTR CON ZN							22380
SC FLOOD CONTROL & WTR CON ZN					178,439	178,439	22385
TOTAL BRD GOV SP DIST PUBLIC PROTECT	**830,949**	**356,929**	**254,788**	**274,393**	**577,340**	**1,153,501**	
BRD GOV SP DIST HEALTH-SANITAT							
MOSQUITO ABATEMENT CSA #53	605,978	20574			1,389	607,367	22233
MOSQUITO ABATEMENT CSA #53-NOR	769,524	25648			145,319	914,843	22234
PASATIEMPO ROLLING WOODS SWR D							22270
TOTAL BRD GOV SP DIST HEALTH-SANITAT	**1,375,502**	**46,222**	**0**	**0**	**146,708**	**1,522,210**	
BRD GOV SP DIST RECREATION							
PARKS & REC CSA #11	1,886,820	388561			257,140	2,143,960	22290
TOTAL BRD GOV SP DIST RECREATION	**1,886,820**	**388,561**	**0**	**0**	**257,140**	**2,143,960**	
BRD GOV SP DIST ROADS							
APTOS SEASCAPE CO SERV AREA #3							22100
BRAEMOOR CSA #47							22105
CO HWY LIGHTING CSA #9	1	1	1				22115
CO HWY RESID LIGHT CSA #9 ZN A	100,000		100,000				22120
CO CROSSING GUARD CSA #9 ZN B							22125
CO ROAD MAINT CSA #9D ZONE 1							22130
CO ROAD MAINT CSA #9D ZONE 2							22135
CSA #9D ZONE 3							22140
STREETSCAPE CSA #9E							22141
SOQUEL VILLAGE CSA #9F							22142
COUNTRY ESTATES CSA #35							22145
EMPIRE ACRES CSA #17							22150
BONITA-ENCINO DRIVES CSA #43							22160
FOREST GLEN CSA #36							22165
FELTON GROVE CSA 56							22166
GLENWOOD ACRES CSA #30				10	10	10	22170
HIDDEN VALLEY CSA #26							22180
HOPKINS GULCH CSA #51							22185
HUCKLEBERRY WOODS RD CSA #15							22190
HUTCHINSON ROAD CSA #13	1	1	1				22195
OAKFLAT ROAD CSA 13A							22200
KELLY HILL CSA #22							22210
LARSEN ROAD CSA #34							22215
LOMA PRIETA DRIVE CSA #41							22220
LOMOND TERRACE CSA #28							22225
MCGAFFIGAN MILL ROAD CSA #59							22231
OLD RANCH ROAD CSA #23							22240
PINECREST CSA#46							22265
PINERIDGE CSA #24							22275
RALSTON WAY CSA #40							22285
REDWOOD DRIVE CSA #33							22300
REED STREET CSA #39							22305
ROBERTS ROAD CSA #37							22310
RIDGE DRIVE CSA # 58							22312
RIVERDALE PARK RD CSA #55							22317
ROBAK DRIVE CSA #16							22320

COUNTY OF SANTA CRUZ
SPECIAL DISTRICTS AND OTHER AGENCIES
OBLIGATED FUND BALANCES
FISCAL YEAR 2022-23

District Name	Obligated Fund Balances June 30, 2022	Decreases or Cancellations		Increases or New Obligated Fund Balances		Total Obligated Fund Balances for the Budget Year	Fund
		Recommended	Adopted by the Board of Supervisors	Recommended	Adopted by the Board of Supervisors		
SUNLIT LANE CSA #42							22400
SUNBEAM WOODS CSA #44							22405
VINEYARD CSA #50	300	300	300				22410
VIEW CIRCLE CSA #32							22420
VIEWPOINT ROAD CSA #25	1	1	1				22425
UPPER PLEASANT VALLEY-CSA #52							22435
WESTDALE CSA #21							22440
WHITEHOUSE CANYON CSA #18	3	3	3				22445
TOTAL BRD GOV SP DIST ROADS	**100,306**	**306**	**100,306**	**10**	**10**	**10**	
BRD GOV SP DIST REDEVELOPMENT							
RDA ADMIN-LO/SOQ CAPITAL PROJE	236,605	236,605	238,705			-2,100	27010
RDA ADMIN-PROPERTY MANAGEMENT				317,841	329,489	329,489	27015
RDA ADMIN-LO/SOQ LMIH							27020
RDA CAPITAL PROJECTS FUND	313	314	313				28100
RDA LOW & MOD INCOME HOUSING							29200
CO RDA S/A-CAP TAX INCREMENT	15,654,980	2,743,884	2,417,397			13,237,583	32121
CO RDA S.A-LMIH TAX INCREMENT							32122
SOQUEL VILLAGE BUSINESS IMPROV							71170
SOQUEL VILLAGE PARKING IMPROV							71175
TOTAL BRD GOV SP DIST REDEVELOPMENT	**15,891,898**	**2,980,803**	**2,656,415**	**317,841**	**329,489**	**13,564,972**	
TOTAL SPECIAL DISTRICTS & OTHER AGENCIES	**20,085,475**	**3,772,821**	**3,011,509**	**592,244**	**1,310,687**	**18,384,653**	

SPECIAL DISTRICT BUDGETS
DETAIL
PUBLIC PROTECTION

This Page Intentionally Left Blank

COUNTY OF SANTA CRUZ

SPECIAL DISTRICTS AND OTHER AGENCIES
FINANCING SOURCES AND USES BY BUDGET UNIT BY SUB-OBJECT
FISCAL YEAR 2022-23

304400 CSA #48-COUNTY FIRE PRTCT(GSD)
FUND 22-110

Detail by Revenue and Expenditure Object		2020-21 Actuals	2021-22 Actual [x] Estimated [ ]	2022-23 Recommended Budget	2022-23 Adopted by the Board of Supervisors
TAXES					
ASSESSMENTS	40192	2,745,022	2,668,297	2,786,947	2,786,947
TOTAL TAXES		**2,745,022**	**2,668,297**	**2,786,947**	**2,786,947**
REV FROM USE OF MONEY & PROP					
INTEREST	40430	1,729	2,106	5,600	5,600
TOTAL REV FROM USE OF MONEY & PROP		**1,729**	**2,106**	**5,600**	**5,600**
TOTAL REVENUE		**2,746,751**	**2,670,403**	**2,792,547**	**2,792,547**
SERVICES AND SUPPLIES					
ACCOUNTING AND AUDITING FEES	62301	500	500	28,869	28,870
TOTAL SERVICES AND SUPPLIES		**500**	**500**	**28,869**	**28,870**
OTHER CHARGES					
CONTRIB TO OTHER AGENCIES-OTH	75231	2,746,251	2,669,902	2,763,678	2,763,678
TOTAL OTHER CHARGES		**2,746,251**	**2,669,902**	**2,763,678**	**2,763,678**
TOTAL EXPENDITURES/APPROPRIATIONS		**2,746,751**	**2,670,402**	**2,792,547**	**2,792,548**
NET COST		**0**	**-1**	**0**	**1**

COUNTY OF SANTA CRUZ

SPECIAL DISTRICTS AND OTHER AGENCIES
FINANCING SOURCES AND USES BY BUDGET UNIT BY SUB-OBJECT
FISCAL YEAR 2022-23

136601 EXTENDED POLICE PROTCTN CSA#38
FUND 22-155

Detail by Revenue and Expenditure Object		2020-21 Actuals	2021-22 Actual [x] Estimated [ ]	2022-23 Recommended Budget	2022-23 Adopted by the Board of Supervisors
TAXES					
PROPERTY TAX-CURRENT SEC-GEN	40100	2,562,992	2,667,859	2,799,950	2,799,950
PROPERTY TAX-CURRENT UNSEC-GEN	40110	44,166	50,098	46,988	46,988
PROPERTY TAX-PRIOR UNSEC-GEN	40130	9,269	5,751	7,600	7,600
SUPP PROP TAX-CURRENT SEC	40150	23,212	68,299	13,754	13,754
SUPP PROP TAX-CURRENT UNSEC	40151	1,023	847	571	571
SUPP PROP TAX-PRIOR SEC	40160	2,736	1,101	1,500	1,500
SUPP PROP TAX-PRIOR UNSEC	40161	420	479	315	315
TOTAL TAXES		**2,643,818**	**2,794,434**	**2,870,678**	**2,870,678**
FINES, FORFEITURES & ASSMNTS					
PENALTIES FOR DELINQUENT TAXES	44142	298	130	225	225
REDMPTN PNLTIES FOR DELINQ TXS	44143	490	239	315	315
TOTAL FINES, FORFEITURES & ASSMNTS		**788**	**369**	**540**	**540**
REV FROM USE OF MONEY & PROP					
INTEREST	40430	4,988	1,989	500	500
TOTAL REV FROM USE OF MONEY & PROP		**4,988**	**1,989**	**500**	**500**
INTERGOVERNMENTAL REVENUES					
ST-HOMEOWNERS' PROP TAX RELIEF	40830	13,887	14,006	13,888	13,888
TOTAL INTERGOVERNMENTAL REVENUES		**13,887**	**14,006**	**13,888**	**13,888**
TOTAL REVENUE		**2,663,481**	**2,810,798**	**2,885,606**	**2,885,606**
SERVICES AND SUPPLIES					
ACCOUNTING AND AUDITING FEES	62301	500	500	500	500
SHERIFF SERVICES	62393	2,662,982	2,800,873	2,885,106	2,885,106
TOTAL SERVICES AND SUPPLIES		**2,663,482**	**2,801,373**	**2,885,606**	**2,885,606**
TOTAL EXPENDITURES/APPROPRIATIONS		**2,663,482**	**2,801,373**	**2,885,606**	**2,885,606**
NET COST		**1**	**-9,425**	**0**	**0**

COUNTY OF SANTA CRUZ

SPECIAL DISTRICTS AND OTHER AGENCIES
FINANCING SOURCES AND USES BY BUDGET UNIT BY SUB-OBJECT
FISCAL YEAR 2022-23

622175 GRAHAM HILL CSA #57
FUND 22-175

Detail by Revenue and Expenditure Object		2020-21 Actuals	2021-22 Actual [x] Estimated [ ]	2022-23 Recommended Budget	2022-23 Adopted by the Board of Supervisors
REV FROM USE OF MONEY & PROP					
INTEREST	40430	2,969	1,985	1,700	1,700
TOTAL REV FROM USE OF MONEY & PROP		**2,969**	**1,985**	**1,700**	**1,700**
CHARGES FOR SERVICES					
DRAINAGE CHARGES	42026	39,583	40,264	41,553	41,553
TOTAL CHARGES FOR SERVICES		**39,583**	**40,264**	**41,553**	**41,553**
TOTAL REVENUE		**42,552**	**42,249**	**43,253**	**43,253**
SERVICES AND SUPPLIES					
DPW SERVICES-GENERAL MONEY	62330	26,386	69,702	94,500	115,732
TOTAL SERVICES AND SUPPLIES		**26,386**	**69,702**	**94,500**	**115,732**
FIXED ASSETS					
BUILDINGS AND IMPROVEMENTS	86110			350,474	350,474
TOTAL FIXED ASSETS		**0**	**0**	**350,474**	**350,474**
TOTAL EXPENDITURES/APPROPRIATIONS		**26,386**	**69,702**	**444,974**	**466,206**
NET COST		**-16,166**	**27,453**	**401,721**	**422,953**

COUNTY OF SANTA CRUZ

SPECIAL DISTRICTS AND OTHER AGENCIES
FINANCING SOURCES AND USES BY BUDGET UNIT BY SUB-OBJECT
FISCAL YEAR 2022-23

622245 PAJ ST DRAIN MAINT DIST
FUND 22-245

Detail by Revenue and Expenditure Object		2020-21 Actuals	2021-22 Actual [x] Estimated [ ]	2022-23 Recommended Budget	2022-23 Adopted by the Board of Supervisors
TAXES					
PROPERTY TAX-CURRENT SEC-GEN	40100	1,176,057	1,238,206	1,290,022	1,290,022
RESIDUAL DISTRIBUTION	40106	84,091	64,378		
PROPERTY TAX-CURRENT UNSEC-GEN	40110	20,054	23,026	21,000	21,000
PROPERTY TAX-PRIOR UNSEC-GEN	40130	4,204	2,632		
SUPP PROP TAX-CURRENT SEC	40150	11,305	33,387		
SUPP PROP TAX-CURRENT UNSEC	40151	498	413		
SUPP PROP TAX-PRIOR SEC	40160	1,333	536		
SUPP PROP TAX-PRIOR UNSEC	40161	205	233		
IN-LIEU TAXES OTHER	40197	1,412	730		
TOTAL TAXES		**1,299,159**	**1,363,541**	**1,311,022**	**1,311,022**
FINES, FORFEITURES & ASSMNTS					
PENALTIES FOR DELINQUENT TAXES	44142	145	63		
REDMPTN PNLTIES FOR DELINQ TXS	44143	238	116		
TOTAL FINES, FORFEITURES & ASSMNTS		**383**	**179**	**0**	**0**
REV FROM USE OF MONEY & PROP					
INTEREST	40430	4,335	2,221	5,000	5,000
TOTAL REV FROM USE OF MONEY & PROP		**4,335**	**2,221**	**5,000**	**5,000**
INTERGOVERNMENTAL REVENUES					
ST-HOMEOWNERS' PROP TAX RELIEF	40830	6,309	6,265	3,000	3,000
ST-OTHER	40894		150,512	317,198	317,198
FED-FEMA	41093	8,468			
RDA PASS-THROUGHS	41162	2,637	3,874		
TOTAL INTERGOVERNMENTAL REVENUES		**17,414**	**160,651**	**320,198**	**320,198**
MISC. REVENUES					
OTHER REVENUE	42384	20,765	20,943		
TOTAL MISC. REVENUES		**20,765**	**20,943**	**0**	**0**
TOTAL REVENUE		**1,342,056**	**1,547,535**	**1,636,220**	**1,636,220**
SERVICES AND SUPPLIES					
DPW SERVICES-GENERAL MONEY	62330	650,588	1,315,238	1,208,206	1,312,909
TOTAL SERVICES AND SUPPLIES		**650,588**	**1,315,238**	**1,208,206**	**1,312,909**
FIXED ASSETS					
BUILDINGS AND IMPROVEMENTS	86110		290,296	250,000	250,000
TOTAL FIXED ASSETS		**0**	**290,296**	**250,000**	**250,000**
OTHER FINANCING USES					
OP/TR OUT-TO 131215 CERTS	90003	400,000	400,000	400,000	400,000
TOTAL OTHER FINANCING USES		**400,000**	**400,000**	**400,000**	**400,000**

COUNTY OF SANTA CRUZ

SPECIAL DISTRICTS AND OTHER AGENCIES
FINANCING SOURCES AND USES BY BUDGET UNIT BY SUB-OBJECT
FISCAL YEAR 2022-23

622245 PAJ ST DRAIN MAINT DIST
FUND 22-245

Detail by Revenue and Expenditure Object	2020-21 Actuals	2021-22 Actual [x] Estimated [ ]	2022-23 Recommended Budget	2022-23 Adopted by the Board of Supervisors
TOTAL EXPENDITURES/APPROPRIATIONS	**1,050,588**	**2,005,534**	**1,858,206**	**1,962,909**
NET COST	**-291,468**	**457,999**	**221,986**	**326,689**

COUNTY OF SANTA CRUZ

SPECIAL DISTRICTS AND OTHER AGENCIES
FINANCING SOURCES AND USES BY BUDGET UNIT BY SUB-OBJECT
FISCAL YEAR 2022-23

304300 CSA #4 - PAJARO DUNES(GSD)
FUND 22-250

Detail by Revenue and Expenditure Object		2020-21 Actuals	2021-22 Actual [x] Estimated [ ]	2022-23 Recommended Budget	2022-23 Adopted by the Board of Supervisors
TAXES					
PROPERTY TAX-CURRENT SEC-GEN	40100	757,908	790,452	814,970	834,970
PROPERTY TAX-CURRENT UNSEC-GEN	40110	12,941	14,730	14,481	14,481
PROPERTY TAX-PRIOR UNSEC-GEN	40130	2,727	1,689	1,398	1,398
SUPP PROP TAX-CURRENT SEC	40150	6,909	20,039	3,917	3,917
SUPP PROP TAX-CURRENT UNSEC	40151	304	248		
SUPP PROP TAX-PRIOR SEC	40160	814	323	524	524
SUPP PROP TAX-PRIOR UNSEC	40161	125	141		
TOTAL TAXES		**781,728**	**827,622**	**835,290**	**855,290**
FINES, FORFEITURES & ASSMNTS					
PENALTIES FOR DELINQUENT TAXES	44142	89	38		
REDMPTN PNLTIES FOR DELINQ TXS	44143	146	70		
TOTAL FINES, FORFEITURES & ASSMNTS		**235**	**108**	**0**	**0**
REV FROM USE OF MONEY & PROP					
INTEREST	40430	8,141	6,296	10,000	10,000
TOTAL REV FROM USE OF MONEY & PROP		**8,141**	**6,296**	**10,000**	**10,000**
INTERGOVERNMENTAL REVENUES					
ST-HOMEOWNERS' PROP TAX RELIEF	40830	4,070	4,256	4,445	4,445
FED-MISC GRANTS	41095	1,658	19,150	5,000	5,000
TOTAL INTERGOVERNMENTAL REVENUES		**5,728**	**23,406**	**9,445**	**9,445**
CHARGES FOR SERVICES					
COST RECOVERY-OTHER	42022	47,460			
FIRE PROTECTION SERVICES	42030			556,875	556,875
OTHER CHARGES CURRENT SERVICES	42047	524,823	534,212		
TOTAL CHARGES FOR SERVICES		**572,283**	**534,212**	**556,875**	**556,875**
OTHER FINANCING SOURCES					
OPERATING TRANSFER IN	42462	61,784			
TOTAL OTHER FINANCING SOURCES		**61,784**	**0**	**0**	**0**
TOTAL REVENUE		**1,429,899**	**1,391,644**	**1,411,610**	**1,431,610**
SERVICES AND SUPPLIES					
CLOTHING & PERSONAL SUPPLIES	61110	659			
RADIO	61215		224	200	200
TELEPHONE-NON TELECOM 1099	61221	416	605	600	600
OTHER HOUSEHOLD EXP-SERVICES	61425	863	1,283	2,000	2,000
OTHER INSURANCE	61535		15,237	9,000	9,000
MAINT-MOBILE EQUIPMENT-SERV	61720	13,373	19,561	30,000	30,000
MAINT-STRUCT/IMPS/GRDS-OTH-SRV	61845	56,054	6,337	10,000	15,000
MEDICAL, DENTAL & LAB SUPPLIES	61920			2,000	2,000
MISCELLANEOUS EXPENSE-SERVICES	62111		356	1,000	1,000

COUNTY OF SANTA CRUZ

SPECIAL DISTRICTS AND OTHER AGENCIES
FINANCING SOURCES AND USES BY BUDGET UNIT BY SUB-OBJECT
FISCAL YEAR 2022-23

304300 CSA #4 - PAJARO DUNES(GSD)
FUND 22-250

Detail by Revenue and Expenditure Object		2020-21 Actuals	2021-22 Actual [x] Estimated [ ]	2022-23 Recommended Budget	2022-23 Adopted by the Board of Supervisors
SUPPLIES	62223			500	500
INVENTORIABLE ITEMS <5000	62226	3,316	49,955		
ACCOUNTING AND AUDITING FEES	62301	6,876	6,063	7,000	7,000
MEDICAL SERVICES	62366			2,000	2,000
PROF & SPECIAL SERV-OTHER	62381	1,095,464	1,015,301	1,540,637	1,860,652
LEGAL NOTICES	62420		1,101		
SMALL TOOLS & INSTRUMENTS	62715		5,281	17,700	29,093
SPECIAL MISC EXPENSE-SERVICES	62856	240	397	4,700	4,700
SPEC DIST EXP-SERVICES	62888	2,234	6,610	17,500	21,681
SUBSCRIPTIONS BOOKS & ED MATER	62890			150	150
EDUCATION & TRAINING(REPT)	62914		5,365		
GAS, OIL, FUEL	62920	1,210	6,873	6,000	6,000
UTILITIES	63070	12,346	5,779	10,100	10,100
TOTAL SERVICES AND SUPPLIES		**1,193,051**	**1,146,328**	**1,661,087**	**2,001,676**
OTHER CHARGES					
COUNTY OVERHEAD A87/CP	75315	6,447	11,506	11,503	9,577
TOTAL OTHER CHARGES		**6,447**	**11,506**	**11,503**	**9,577**
FIXED ASSETS					
EQUIPMENT	86204		4,843	50,000	58,000
MOBILE EQUIPMENT	86209				673,592
TOTAL FIXED ASSETS		**0**	**4,843**	**50,000**	**731,592**
INTRAFUND TRANSFERS					
INTRA-FUND TRF IN-OTHER	95225			-120,607	-120,607
TOTAL INTRAFUND TRANSFERS		**0**	**0**	**-120,607**	**-120,607**
APPROP FOR CONTINGENCIES					
APPROP FOR CONTINGENCIES	98700			100,000	100,000
TOTAL APPROP FOR CONTINGENCIES		**0**	**0**	**100,000**	**100,000**
TOTAL EXPENDITURES/APPROPRIATIONS		**1,199,498**	**1,162,677**	**1,701,983**	**2,722,238**
NET COST		**-230,401**	**-228,967**	**290,373**	**1,290,628**

COUNTY OF SANTA CRUZ

SPECIAL DISTRICTS AND OTHER AGENCIES
FINANCING SOURCES AND USES BY BUDGET UNIT BY SUB-OBJECT
FISCAL YEAR 2022-23

135461 SC FL CON ZN 4 (EH)
FUND 22-345

Detail by Revenue and Expenditure Object		2020-21 Actuals	2021-22 Actual [x] Estimated [ ]	2022-23 Recommended Budget	2022-23 Adopted by the Board of Supervisors
TAXES					
PROPERTY TAX-CURRENT SEC-GEN	40100	975,546	998,974	975,000	975,000
RESIDUAL DISTRIBUTION	40106	69,844	67,093	21,000	21,000
PROPERTY TAX-CURRENT UNSEC-GEN	40110	16,673	18,605	19,000	19,000
PROPERTY TAX-PRIOR UNSEC-GEN	40130	3,495	2,148	1,500	1,500
SUPP PROP TAX-CURRENT SEC	40150	8,986	26,597	16,000	16,000
SUPP PROP TAX-CURRENT UNSEC	40151	397	329	600	600
SUPP PROP TAX-PRIOR SEC	40160	1,060	428	900	900
SUPP PROP TAX-PRIOR UNSEC	40161	163	186	400	400
IN-LIEU TAXES OTHER	40197	307	189		
TOTAL TAXES		**1,076,471**	**1,114,549**	**1,034,400**	**1,034,400**
FINES, FORFEITURES & ASSMNTS					
PENALTIES FOR DELINQUENT TAXES	44142	115	50	115	115
REDMPTN PNLTIES FOR DELINQ TXS	44143	190	93	100	100
TOTAL FINES, FORFEITURES & ASSMNTS		**305**	**143**	**215**	**215**
REV FROM USE OF MONEY & PROP					
INTEREST	40430	4,099	4,186	5,000	5,000
RENTS & CONCESSIONS	40440	18	21		
TOTAL REV FROM USE OF MONEY & PROP		**4,117**	**4,207**	**5,000**	**5,000**
INTERGOVERNMENTAL REVENUES					
ST-IN LIEU VLF FEE COMP	40492	188,000			
ST-HOMEOWNERS' PROP TAX RELIEF	40830	5,243	5,184	5,200	5,200
ST-OTHR TAX RELIEF SUBVENTIONS	40852	403	457	200	200
ST-PROP 1 -2014 ACT/WC 79700	40904	42,789	-59,252		
CONTR FR OTHER GOVT AGENCIES	41150	257,589	132,041	910,000	910,000
RDA PASS-THROUGHS	41162	4,106	7,493	7,000	7,000
TOTAL INTERGOVERNMENTAL REVENUES		**498,130**	**85,923**	**922,400**	**922,400**
TOTAL REVENUE		**1,579,023**	**1,204,822**	**1,962,015**	**1,962,015**
SERVICES AND SUPPLIES					
MISCELLANEOUS EXPENSE-SERVICES	62111		100	5,200	5,200
DUPLICATING SERVICES	62214	201		2,000	2,000
POSTAGE	62221	477			
SUPPLIES	62223			200	200
DPW SERVICES-GENERAL MONEY	62330	25,026	35,763	40,000	40,000
HSA-INTERDEPARTMENT	62350	724,384	537,092	779,402	779,402
PLANNING SERVICES	62376	121,116	136,813	150,000	150,000
PROF & SPECIAL SERV-OTHER	62381	504,037	257,630	1,130,000	1,131,800
SMALL TOOLS & INSTRUMENTS	62715	100	-76	1,250	1,250
SPECIAL MISC EXPENSE-SERVICES	62856	9,894	8,879	20,000	20,000
TOTAL SERVICES AND SUPPLIES		**1,385,235**	**976,201**	**2,128,052**	**2,129,852**

COUNTY OF SANTA CRUZ

SPECIAL DISTRICTS AND OTHER AGENCIES
FINANCING SOURCES AND USES BY BUDGET UNIT BY SUB-OBJECT
FISCAL YEAR 2022-23

135461 SC FL CON ZN 4 (EH)
FUND 22-345

Detail by Revenue and Expenditure Object		2020-21 Actuals	2021-22 Actual [x] Estimated [ ]	2022-23 Recommended Budget	2022-23 Adopted by the Board of Supervisors
OTHER CHARGES					
COUNTY OVERHEAD A87/CP	75315	5,729	6,054	5,729	5,730
TOTAL OTHER CHARGES		**5,729**	**6,054**	**5,729**	**5,730**
TOTAL EXPENDITURES/APPROPRIATIONS		**1,390,964**	**982,255**	**2,133,781**	**2,135,582**
NET COST		**-188,059**	**-222,567**	**171,766**	**173,567**

COUNTY OF SANTA CRUZ

SPECIAL DISTRICTS AND OTHER AGENCIES
FINANCING SOURCES AND USES BY BUDGET UNIT BY SUB-OBJECT
FISCAL YEAR 2022-23

622350 SC FLOOD CON ZONE 5
FUND 22-350

Detail by Revenue and Expenditure Object		2020-21 Actuals	2021-22 Actual [x] Estimated [ ]	2022-23 Recommended Budget	2022-23 Adopted by the Board of Supervisors
TAXES					
PROPERTY TAX-CURRENT SEC-GEN	40100	765,802	803,409	810,000	810,000
RESIDUAL DISTRIBUTION	40106	144,209	126,491		
PROPERTY TAX-CURRENT UNSEC-GEN	40110	13,065	14,956	14,000	14,000
PROPERTY TAX-PRIOR UNSEC-GEN	40130	2,737	1,712		
SUPP PROP TAX-CURRENT SEC	40150	6,814	20,271		
SUPP PROP TAX-CURRENT UNSEC	40151	301	251		
SUPP PROP TAX-PRIOR SEC	40160	804	326		
SUPP PROP TAX-PRIOR UNSEC	40161	123	142		
IN-LIEU TAXES OTHER	40197	218	112		
TOTAL TAXES		**934,073**	**967,670**	**824,000**	**824,000**
FINES, FORFEITURES & ASSMNTS					
PENALTIES FOR DELINQUENT TAXES	44142	87	38		
REDMPTN PNLTIES FOR DELINQ TXS	44143	144	70		
TOTAL FINES, FORFEITURES & ASSMNTS		**231**	**108**	**0**	**0**
REV FROM USE OF MONEY & PROP					
INTEREST	40430	9,081	7,411	5,700	5,700
TOTAL REV FROM USE OF MONEY & PROP		**9,081**	**7,411**	**5,700**	**5,700**
INTERGOVERNMENTAL REVENUES					
ST-HOMEOWNERS' PROP TAX RELIEF	40830	4,107	4,081		
RDA PASS-THROUGHS	41162	11,135	19,871		
TOTAL INTERGOVERNMENTAL REVENUES		**15,242**	**23,952**	**0**	**0**
MISC. REVENUES					
OTHER REVENUE	42384	32,631	26,928		
TOTAL MISC. REVENUES		**32,631**	**26,928**	**0**	**0**
TOTAL REVENUE		**991,258**	**1,026,069**	**829,700**	**829,700**
SERVICES AND SUPPLIES					
DPW SERVICES-GENERAL MONEY	62330	739,841	689,407	880,300	1,544,677
TOTAL SERVICES AND SUPPLIES		**739,841**	**689,407**	**880,300**	**1,544,677**
FIXED ASSETS					
BUILDINGS AND IMPROVEMENTS	86110	121,545	50,543	994,987	1,031,447
TOTAL FIXED ASSETS		**121,545**	**50,543**	**994,987**	**1,031,447**
TOTAL EXPENDITURES/APPROPRIATIONS		**861,386**	**739,950**	**1,875,287**	**2,576,124**
NET COST		**-129,872**	**-286,119**	**1,045,587**	**1,746,424**

COUNTY OF SANTA CRUZ

SPECIAL DISTRICTS AND OTHER AGENCIES
FINANCING SOURCES AND USES BY BUDGET UNIT BY SUB-OBJECT
FISCAL YEAR 2022-23

135462 SC FLOOD CTL & WTR CNSRV GEN
FUND 22-355

Detail by Revenue and Expenditure Object		2020-21 Actuals	2021-22 Actual [x] Estimated [ ]	2022-23 Recommended Budget	2022-23 Adopted by the Board of Supervisors
TAXES					
PROPERTY TAX-CURRENT SEC-GEN	40100	867,726	888,782	900,000	900,000
RESIDUAL DISTRIBUTION	40106	62,461	59,999		
PROPERTY TAX-CURRENT UNSEC-GEN	40110	14,836	16,559	15,000	15,000
PROPERTY TAX-PRIOR UNSEC-GEN	40130	3,110	1,911		
SUPP PROP TAX-CURRENT SEC	40150	7,985	23,622		
SUPP PROP TAX-CURRENT UNSEC	40151	352	293		
SUPP PROP TAX-PRIOR SEC	40160	942	381		
SUPP PROP TAX-PRIOR UNSEC	40161	145	165		
IN-LIEU TAXES OTHER	40197	261	161		
TOTAL TAXES		**957,818**	**991,873**	**915,000**	**915,000**
LICENSES, PERMITS AND FRANCHIS					
OTHER LICENSES & PERMITS	40330	22,805	20,151	22,780	22,780
TOTAL LICENSES, PERMITS AND FRANCHIS		**22,805**	**20,151**	**22,780**	**22,780**
FINES, FORFEITURES & ASSMNTS					
PENALTIES FOR DELINQUENT TAXES	44142	102	45		
REDMPTN PNLTIES FOR DELINQ TXS	44143	168	82		
TOTAL FINES, FORFEITURES & ASSMNTS		**270**	**127**	**0**	**0**
REV FROM USE OF MONEY & PROP					
INTEREST	40430	4,962	3,473		
RENTS & CONCESSIONS	40440	15	18		
TOTAL REV FROM USE OF MONEY & PROP		**4,977**	**3,491**	**0**	**0**
INTERGOVERNMENTAL REVENUES					
ST-HOMEOWNERS' PROP TAX RELIEF	40830	4,666	4,625	4,700	4,700
ST-OTHR TAX RELIEF SUBVENTIONS	40852	281	318		
ST-OTHER	40894	2,761	4,735	64,022	725,467
RDA PASS-THROUGHS	41162	3,500	6,386		
TOTAL INTERGOVERNMENTAL REVENUES		**11,208**	**16,064**	**68,722**	**730,167**
CHARGES FOR SERVICES					
PERMIT PROCESSING FEES	41576	161,395	210,633	200,000	200,000
TOTAL CHARGES FOR SERVICES		**161,395**	**210,633**	**200,000**	**200,000**
MISC. REVENUES					
OTHER REVENUE	42384	21,419	27,043		
TOTAL MISC. REVENUES		**21,419**	**27,043**	**0**	**0**
TOTAL REVENUE		**1,179,892**	**1,269,382**	**1,206,502**	**1,867,947**
SERVICES AND SUPPLIES					
DPW SERVICES-GENERAL MONEY	62330	622,241	565,676	846,300	932,023
TOTAL SERVICES AND SUPPLIES		**622,241**	**565,676**	**846,300**	**932,023**

COUNTY OF SANTA CRUZ

SPECIAL DISTRICTS AND OTHER AGENCIES
FINANCING SOURCES AND USES BY BUDGET UNIT BY SUB-OBJECT
FISCAL YEAR 2022-23

135462 SC FLOOD CTL & WTR CNSRV GEN
FUND 22-355

Detail by Revenue and Expenditure Object		2020-21 Actuals	2021-22 Actual [x] Estimated [ ]	2022-23 Recommended Budget	2022-23 Adopted by the Board of Supervisors
FIXED ASSETS					
EQUIPMENT	86204	15,178	778,749	389,444	437,436
TOTAL FIXED ASSETS		**15,178**	**778,749**	**389,444**	**437,436**
OTHER FINANCING USES					
OP/TR OUT-TO 131215 CERTS	90003	400,000	400,000	400,000	400,000
TOTAL OTHER FINANCING USES		**400,000**	**400,000**	**400,000**	**400,000**
APPROP FOR CONTINGENCIES					
APPROP FOR CONTINGENCIES	98700			500,000	500,000
TOTAL APPROP FOR CONTINGENCIES		**0**	**0**	**500,000**	**500,000**
TOTAL EXPENDITURES/APPROPRIATIONS		**1,037,419**	**1,744,425**	**2,135,744**	**2,269,459**
NET COST		**-142,473**	**475,043**	**929,242**	**401,512**

COUNTY OF SANTA CRUZ

SPECIAL DISTRICTS AND OTHER AGENCIES
FINANCING SOURCES AND USES BY BUDGET UNIT BY SUB-OBJECT
FISCAL YEAR 2022-23

622360 SC FL CON ZN 8
FUND 22-360

Detail by Revenue and Expenditure Object		2020-21 Actuals	2021-22 Actual [x] Estimated [ ]	2022-23 Recommended Budget	2022-23 Adopted by the Board of Supervisors
REV FROM USE OF MONEY & PROP					
INTEREST	40430	1,434	1,157	900	900
TOTAL REV FROM USE OF MONEY & PROP		**1,434**	**1,157**	**900**	**900**
CHARGES FOR SERVICES					
PERMIT PROCESSING FEES	41576	2,328		5,000	5,000
DRAINAGE CHARGES	42026	37,468	66,478	40,000	40,000
TOTAL CHARGES FOR SERVICES		**39,796**	**66,478**	**45,000**	**45,000**
TOTAL REVENUE		**41,230**	**67,635**	**45,900**	**45,900**
SERVICES AND SUPPLIES					
DPW SERVICES-GENERAL MONEY	62330	9,202	10,343	92,500	134,430
TOTAL SERVICES AND SUPPLIES		**9,202**	**10,343**	**92,500**	**134,430**
FIXED ASSETS					
BUILDINGS AND IMPROVEMENTS	86110	41,342		189,009	189,009
TOTAL FIXED ASSETS		**41,342**	**0**	**189,009**	**189,009**
TOTAL EXPENDITURES/APPROPRIATIONS		**50,544**	**10,343**	**281,509**	**323,439**
NET COST		**9,314**	**-57,292**	**235,609**	**277,539**

COUNTY OF SANTA CRUZ

SPECIAL DISTRICTS AND OTHER AGENCIES
FINANCING SOURCES AND USES BY BUDGET UNIT BY SUB-OBJECT
FISCAL YEAR 2022-23

622365 SC FL CON ZN 5 EXP CONST
FUND 22-365

Detail by Revenue and Expenditure Object		2020-21 Actuals	2021-22 Actual [x] Estimated [ ]	2022-23 Recommended Budget	2022-23 Adopted by the Board of Supervisors
REV FROM USE OF MONEY & PROP					
INTEREST	40430	3,071	3,528	3,000	3,000
TOTAL REV FROM USE OF MONEY & PROP		**3,071**	**3,528**	**3,000**	**3,000**
CHARGES FOR SERVICES					
WEEKENDER BOARD & ROOM	41546		520		
PERMIT PROCESSING FEES	41576	317,417	209,457	240,000	240,000
DRAINAGE CHARGES	42026	195,814	320,681	160,000	160,000
TOTAL CHARGES FOR SERVICES		**513,231**	**530,658**	**400,000**	**400,000**
MISC. REVENUES					
CONTRIBUTIONS AND DONATIONS	42372		45,868		
TOTAL MISC. REVENUES		**0**	**45,868**	**0**	**0**
TOTAL REVENUE		**516,302**	**580,054**	**403,000**	**403,000**
SERVICES AND SUPPLIES					
DPW SERVICES-GENERAL MONEY	62330	291,141	287,960	345,000	382,040
TOTAL SERVICES AND SUPPLIES		**291,141**	**287,960**	**345,000**	**382,040**
FIXED ASSETS					
BUILDINGS AND IMPROVEMENTS	86110		6,059	830,446	830,446
TOTAL FIXED ASSETS		**0**	**6,059**	**830,446**	**830,446**
TOTAL EXPENDITURES/APPROPRIATIONS		**291,141**	**294,019**	**1,175,446**	**1,212,486**
NET COST		**-225,161**	**-286,035**	**772,446**	**809,486**

COUNTY OF SANTA CRUZ

SPECIAL DISTRICTS AND OTHER AGENCIES
FINANCING SOURCES AND USES BY BUDGET UNIT BY SUB-OBJECT
FISCAL YEAR 2022-23

622375 SC FL CON ZN 6
FUND 22-375

Detail by Revenue and Expenditure Object		2020-21 Actuals	2021-22 Actual [x] Estimated [ ]	2022-23 Recommended Budget	2022-23 Adopted by the Board of Supervisors
REV FROM USE OF MONEY & PROP					
INTEREST	40430	2,376	1,305	1,200	1,200
TOTAL REV FROM USE OF MONEY & PROP		**2,376**	**1,305**	**1,200**	**1,200**
CHARGES FOR SERVICES					
PERMIT PROCESSING FEES	41576	40,107	12,370	18,000	18,000
DRAINAGE CHARGES	42026	40,648	30,836	40,000	40,000
TOTAL CHARGES FOR SERVICES		**80,755**	**43,206**	**58,000**	**58,000**
TOTAL REVENUE		**83,131**	**44,511**	**59,200**	**59,200**
SERVICES AND SUPPLIES					
DPW SERVICES-GENERAL MONEY	62330	14,412	25,636	38,000	45,551
TOTAL SERVICES AND SUPPLIES		**14,412**	**25,636**	**38,000**	**45,551**
FIXED ASSETS					
BUILDINGS AND IMPROVEMENTS	86110	129,980	33,243	303,391	303,391
TOTAL FIXED ASSETS		**129,980**	**33,243**	**303,391**	**303,391**
TOTAL EXPENDITURES/APPROPRIATIONS		**144,392**	**58,879**	**341,391**	**348,942**
NET COST		**61,261**	**14,368**	**282,191**	**289,742**

COUNTY OF SANTA CRUZ

SPECIAL DISTRICTS AND OTHER AGENCIES
FINANCING SOURCES AND USES BY BUDGET UNIT BY SUB-OBJECT
FISCAL YEAR 2022-23

622380 SC FL CON ZN 7
FUND 22-380

Detail by Revenue and Expenditure Object		2020-21 Actuals	2021-22 Actual [x] Estimated [ ]	2022-23 Recommended Budget	2022-23 Adopted by the Board of Supervisors
REV FROM USE OF MONEY & PROP					
INTEREST	40430	735	1,607		
TOTAL REV FROM USE OF MONEY & PROP		**735**	**1,607**	**0**	**0**
INTERGOVERNMENTAL REVENUES					
ST-NATURAL DISASTER ASSISTANCE	40810	66,742			
ST-OTHER	40894	43,034		1,242,500	1,242,500
ST-PROP 1E DISSTR PREP/FLD PRT	40898	778,855	141,296	1,094,239	1,094,239
FED-FEMA	41093	327,628			
TOTAL INTERGOVERNMENTAL REVENUES		**1,216,259**	**141,296**	**2,336,739**	**2,336,739**
CHARGES FOR SERVICES					
DRAINAGE CHARGES	42026	2,119,883	2,129,277	2,249,096	2,249,096
TOTAL CHARGES FOR SERVICES		**2,119,883**	**2,129,277**	**2,249,096**	**2,249,096**
MISC. REVENUES					
OTHER REVENUE	42384	615	61,400		
TOTAL MISC. REVENUES		**615**	**61,400**	**0**	**0**
TOTAL REVENUE		**3,337,492**	**2,333,580**	**4,585,835**	**4,585,835**
SERVICES AND SUPPLIES					
DPW SERVICES-GENERAL MONEY	62330	791,996	716,323	996,668	996,668
TOTAL SERVICES AND SUPPLIES		**791,996**	**716,323**	**996,668**	**996,668**
FIXED ASSETS					
BUILDINGS AND IMPROVEMENTS	86110	1,740,229	2,725,630	3,686,611	3,793,401
TOTAL FIXED ASSETS		**1,740,229**	**2,725,630**	**3,686,611**	**3,793,401**
TOTAL EXPENDITURES/APPROPRIATIONS		**2,532,225**	**3,441,953**	**4,683,279**	**4,790,069**
NET COST		**-805,267**	**1,108,373**	**97,444**	**204,234**

COUNTY OF SANTA CRUZ

SPECIAL DISTRICTS AND OTHER AGENCIES
FINANCING SOURCES AND USES BY BUDGET UNIT BY SUB-OBJECT
FISCAL YEAR 2022-23

622385 SC FL CON ZN 7A
FUND 22-385

Detail by Revenue and Expenditure Object		2020-21 Actuals	2021-22 Actual [x] Estimated [ ]	2022-23 Recommended Budget	2022-23 Adopted by the Board of Supervisors
REV FROM USE OF MONEY & PROP					
INTEREST	40430	5,008	3,987	3,500	3,500
TOTAL REV FROM USE OF MONEY & PROP		**5,008**	**3,987**	**3,500**	**3,500**
CHARGES FOR SERVICES					
DRAINAGE CHARGES	42026	229,948	307,451	75,000	75,000
TOTAL CHARGES FOR SERVICES		**229,948**	**307,451**	**75,000**	**75,000**
TOTAL REVENUE		**234,956**	**311,438**	**78,500**	**78,500**
SERVICES AND SUPPLIES					
DPW SERVICES-GENERAL MONEY	62330	15,909	20,414	40,000	69,585
TOTAL SERVICES AND SUPPLIES		**15,909**	**20,414**	**40,000**	**69,585**
FIXED ASSETS					
BUILDINGS AND IMPROVEMENTS	86110			927,645	927,645
TOTAL FIXED ASSETS		**0**	**0**	**927,645**	**927,645**
TOTAL EXPENDITURES/APPROPRIATIONS		**15,909**	**20,414**	**967,645**	**997,230**
NET COST		**-219,047**	**-291,024**	**889,145**	**918,730**

This Page Intentionally Left Blank

SPECIAL DISTRICT BUDGETS
DETAIL
HEALTH AND SANITATION

This Page Intentionally Left Blank

COUNTY OF SANTA CRUZ

SPECIAL DISTRICTS AND OTHER AGENCIES
FINANCING SOURCES AND USES BY BUDGET UNIT BY SUB-OBJECT
FISCAL YEAR 2022-23

130320 MOSQUITO ABATEMENT CSA #53
FUND 22-233

Detail by Revenue and Expenditure Object		2020-21 Actuals	2021-22 Actual [x] Estimated [ ]	2022-23 Recommended Budget	2022-23 Adopted by the Board of Supervisors
REV FROM USE OF MONEY & PROP					
INTEREST	40430	4,318	3,364	4,900	4,900
TOTAL REV FROM USE OF MONEY & PROP		**4,318**	**3,364**	**4,900**	**4,900**
CHARGES FOR SERVICES					
DISTRICT SERVICE CHARGES	42024	285,773	286,505	284,404	284,404
DISTRICT SERVICE CHGS-OTHER	42029	270,385	275,991	277,223	277,223
TOTAL CHARGES FOR SERVICES		**556,158**	**562,496**	**561,627**	**561,627**
TOTAL REVENUE		**560,476**	**565,860**	**566,527**	**566,527**
SERVICES AND SUPPLIES					
ACCOUNTING AND AUDITING FEES	62301	190	190	194	194
TOTAL SERVICES AND SUPPLIES		**190**	**190**	**194**	**194**
OTHER CHARGES					
COUNTY OVERHEAD A87/CP	75315	10,989	5,650	5,650	6,160
TOTAL OTHER CHARGES		**10,989**	**5,650**	**5,650**	**6,160**
OTHER FINANCING USES					
OPERATING TRANSFERS OUT	90000	495,389	538,883	678,915	677,579
TOTAL OTHER FINANCING USES		**495,389**	**538,883**	**678,915**	**677,579**
TOTAL EXPENDITURES/APPROPRIATIONS		**506,568**	**544,723**	**684,759**	**683,933**
NET COST		**-53,908**	**-21,137**	**118,232**	**117,406**

COUNTY OF SANTA CRUZ

SPECIAL DISTRICTS AND OTHER AGENCIES
FINANCING SOURCES AND USES BY BUDGET UNIT BY SUB-OBJECT
FISCAL YEAR 2022-23

130321 MOSQUITO ABATEMENT CSA #53-NO
FUND 22-234

Detail by Revenue and Expenditure Object		2020-21 Actuals	2021-22 Actual [x] Estimated [ ]	2022-23 Recommended Budget	2022-23 Adopted by the Board of Supervisors
REV FROM USE OF MONEY & PROP					
INTEREST	40430	4,193	4,239	4,100	4,100
TOTAL REV FROM USE OF MONEY & PROP		**4,193**	**4,239**	**4,100**	**4,100**
CHARGES FOR SERVICES					
OTHER CHARGES CURRENT SERVICES	42047	965,518	982,599	953,167	953,167
TOTAL CHARGES FOR SERVICES		**965,518**	**982,599**	**953,167**	**953,167**
TOTAL REVENUE		**969,711**	**986,838**	**957,267**	**957,267**
SERVICES AND SUPPLIES					
ACCOUNTING AND AUDITING FEES	62301	310	310	316	316
TOTAL SERVICES AND SUPPLIES		**310**	**310**	**316**	**316**
OTHER CHARGES					
COUNTY OVERHEAD A87/CP	75315	16,484	8,476	8,476	9,241
TOTAL OTHER CHARGES		**16,484**	**8,476**	**8,476**	**9,241**
OTHER FINANCING USES					
OPERATING TRANSFERS OUT	90000	743,084	808,324	1,018,373	1,016,369
TOTAL OTHER FINANCING USES		**743,084**	**808,324**	**1,018,373**	**1,016,369**
TOTAL EXPENDITURES/APPROPRIATIONS		**759,878**	**817,110**	**1,027,165**	**1,025,926**
NET COST		**-209,833**	**-169,728**	**69,898**	**68,659**

SPECIAL DISTRICT BUDGETS
DETAIL
RECREATION

This Page Intentionally Left Blank

STATE CONTROLLER SCHEDULES
COUNTY BUDGET ACT
JANUARY 2010 EDITION, REVISION #1

SCHEDULE 15

COUNTY OF SANTA CRUZ
SPECIAL DISTRICTS AND OTHER AGENCIES
FINANCING SOURCES AND USES BY BUDGET UNIT BY SUB-OBJECT
FISCAL YEAR 2022-23

134910 CSA #11-PARKS & REC
FUND 22-290

Detail by Revenue and Expenditure Object		2020-21 Actuals	2021-22 Actual [x] Estimated [ ]	2022-23 Recommended Budget	2022-23 Adopted by the Board of Supervisors
TAXES					
PROPERTY TAX-CURRENT SEC-GEN	40100	465,479	486,523	515,228	515,228
RESIDUAL DISTRIBUTION	40106	26,662	23,039	-	-
PROPERTY TAX-CURRENT UNSEC-GEN	40110	8,071	9,177	8,961	8,961
PROPERTY TAX-PRIOR UNSEC-GEN	40130	1,692	1,053	-	-
SUPP PROP TAX-CURRENT SEC	40150	4,217	12,493	2,000	2,000
SUPP PROP TAX-CURRENT UNSEC	40151	186	155	-	-
SUPP PROP TAX-PRIOR SEC	40160	498	201	-	-
SUPP PROP TAX-PRIOR UNSEC	40161	76	87	-	-
ASSESSMENTS	40192	345,012	343,801	348,400	348,400
IN-LIEU TAXES OTHER	40197	115	93	-	-
SUPPLEMENTAL ALLOCATION PLAN	40205	1,057,318	1,129,684	1,125,190	1,125,190
TOTAL TAXES		**1,909,326**	**2,006,306**	**1,999,779**	**1,999,779**
FINES, FORFEITURES & ASSMNTS					
PENALTIES FOR DELINQUENT TAXES	44142	54	24	-	-
REDMPTN PNLTIES FOR DELINQ TXS	44143	89	44	-	-
TOTAL FINES, FORFEITURES & ASSMNTS		**143**	**68**	**-**	**-**
REV FROM USE OF MONEY & PROP					
INTEREST	40430	11,429	12,434	9,580	9,580
TOTAL REV FROM USE OF MONEY & PROP		**11,429**	**12,434**	**9,580**	**9,580**
INTERGOVERNMENTAL REVENUES					
ST-HOMEOWNERS' PROP TAX RELIEF	40830	2,538	2,518	2,572	2,572
ST-OTHR TAX RELIEF SUBVENTIONS	40852	351	398	350	350
RDA PASS-THROUGHS	41162	2,846	5,515	3,500	3,500
TOTAL INTERGOVERNMENTAL REVENUES		**5,735**	**8,431**	**6,422**	**6,422**
OTHER FINANCING SOURCES					
OPERATING TRANSFER IN	42462	65,926	-	-	-
TOTAL OTHER FINANCING SOURCES		**65,926**	**-**	**-**	**-**
TOTAL REVENUE		**1,992,559**	**2,027,239**	**2,015,781**	**2,015,781**
SERVICES AND SUPPLIES					
ACCOUNTING AND AUDITING FEES	62301	500	500	750	750
POSCS SERVICES	62380	769,990	1,348,769	2,465,767	2,465,767
TOTAL SERVICES AND SUPPLIES		**770,490**	**1,349,269**	**2,466,517**	**2,466,517**
OTHER CHARGES					
COUNTY OVERHEAD A87/CP	75315	5,175	5,599	5,599	605
TOTAL OTHER CHARGES		**5,175**	**5,599**	**5,599**	**605**
FIXED ASSETS					
BUILDINGS AND IMPROVEMENTS	86110	-	-	-	60,000
FIELD EQUIPMENT	86206	17,345	5,222	-	51,433
MOBILE EQUIPMENT	86209	-	19,930	-	388,070
TOTAL FIXED ASSETS		**17,345**	**25,152**	**-**	**499,503**
OTHER FINANCING USES					
OPERATING TRANSFERS OUT	90000	65,926	-	-	-
OP/TR OUT-TO 131215 CERTS	90003	65,926	65,376	65,568	65,568
TOTAL OTHER FINANCING USES		**131,852**	**65,376**	**65,568**	**65,568**
INTRAFUND TRANSFERS					

STATE CONTROLLER SCHEDULES
COUNTY BUDGET ACT
JANUARY 2010 EDITION, REVISION #1

SCHEDULE 15

COUNTY OF SANTA CRUZ
SPECIAL DISTRICTS AND OTHER AGENCIES
FINANCING SOURCES AND USES BY BUDGET UNIT BY SUB-OBJECT
FISCAL YEAR 2022-23

134910 CSA #11-PARKS & REC
FUND 22-290

Detail by Revenue and Expenditure Object		2020-21 Actuals	2021-22 Actual [x] Estimated [ ]	2022-23 Recommended Budget	2022-23 Adopted by the Board of Supervisors
INTRA-FUND TRF OUT-OTHER	95226	-	-	-	-
TOTAL INTRAFUND TRANSFERS		**-**	**-**	**-**	**-**
TOTAL EXPENDITURES/APPROPRIATIONS		**924,862**	**1,445,396**	**2,537,684**	**3,032,193**
NET COST		**(1,067,697)**	**(581,843)**	**521,903**	**1,016,412**

SPECIAL DISTRICT BUDGETS
DETAIL
ROADS

This Page Intentionally Left Blank

COUNTY OF SANTA CRUZ

SPECIAL DISTRICTS AND OTHER AGENCIES
FINANCING SOURCES AND USES BY BUDGET UNIT BY SUB-OBJECT
FISCAL YEAR 2022-23

622100 APTOS SEASCAPE CSA 3
FUND 22-100

Detail by Revenue and Expenditure Object		2020-21 Actuals	2021-22 Actual [x] Estimated [ ]	2022-23 Recommended Budget	2022-23 Adopted by the Board of Supervisors
REV FROM USE OF MONEY & PROP					
INTEREST	40430	89	107	100	100
TOTAL REV FROM USE OF MONEY & PROP		**89**	**107**	**100**	**100**
CHARGES FOR SERVICES					
ENCROACHMENT FEES	41570	32			
DISTRICT SERVICE CHARGES	42024	79,446	79,596	79,596	79,596
TOTAL CHARGES FOR SERVICES		**79,478**	**79,596**	**79,596**	**79,596**
TOTAL REVENUE		**79,567**	**79,703**	**79,696**	**79,696**
SERVICES AND SUPPLIES					
DPW SERVICES-GENERAL MONEY	62330	75,215	56,258	102,498	114,432
TOTAL SERVICES AND SUPPLIES		**75,215**	**56,258**	**102,498**	**114,432**
TOTAL EXPENDITURES/APPROPRIATIONS		**75,215**	**56,258**	**102,498**	**114,432**
NET COST		**-4,352**	**-23,445**	**22,802**	**34,736**

COUNTY OF SANTA CRUZ

SPECIAL DISTRICTS AND OTHER AGENCIES
FINANCING SOURCES AND USES BY BUDGET UNIT BY SUB-OBJECT
FISCAL YEAR 2022-23

622105 BRAEMOOR CSA 47
FUND 22-105

Detail by Revenue and Expenditure Object		2020-21 Actuals	2021-22 Actual [x] Estimated [ ]	2022-23 Recommended Budget	2022-23 Adopted by the Board of Supervisors
REV FROM USE OF MONEY & PROP					
INTEREST	40430	287	283	280	280
TOTAL REV FROM USE OF MONEY & PROP		**287**	**283**	**280**	**280**
CHARGES FOR SERVICES					
OTHER ROAD & STREET SERVICES	41582	20,988	13,662	14,094	14,094
TOTAL CHARGES FOR SERVICES		**20,988**	**13,662**	**14,094**	**14,094**
TOTAL REVENUE		**21,275**	**13,945**	**14,374**	**14,374**
SERVICES AND SUPPLIES					
DPW SERVICES-GENERAL MONEY	62330	2,780	459	83,501	83,486
TOTAL SERVICES AND SUPPLIES		**2,780**	**459**	**83,501**	**83,486**
TOTAL EXPENDITURES/APPROPRIATIONS		**2,780**	**459**	**83,501**	**83,486**
NET COST		**-18,495**	**-13,486**	**69,127**	**69,112**

COUNTY OF SANTA CRUZ

SPECIAL DISTRICTS AND OTHER AGENCIES
FINANCING SOURCES AND USES BY BUDGET UNIT BY SUB-OBJECT
FISCAL YEAR 2022-23

622115 CO HWY SAFETY SERVICE AREA #9
FUND 22-115

Detail by Revenue and Expenditure Object		2020-21 Actuals	2021-22 Actual [x] Estimated [ ]	2022-23 Recommended Budget	2022-23 Adopted by the Board of Supervisors
TAXES					
PROPERTY TAX-CURRENT SEC-GEN	40100	326,582	338,940	343,084	343,084
RESIDUAL DISTRIBUTION	40106	23,846	20,606	2,664	2,664
PROPERTY TAX-CURRENT UNSEC-GEN	40110	5,592	6,324	11,869	11,869
PROPERTY TAX-PRIOR UNSEC-GEN	40130	1,172	727	1,039	1,039
SUPP PROP TAX-CURRENT SEC	40150	3,990	11,815	11,077	11,077
SUPP PROP TAX-CURRENT UNSEC	40151	176	146	134	134
SUPP PROP TAX-PRIOR SEC	40160	471	191	239	239
SUPP PROP TAX-PRIOR UNSEC	40161	72	83	132	132
IN-LIEU TAXES OTHER	40197	105	85		
TOTAL TAXES		**362,006**	**378,917**	**370,238**	**370,238**
FINES, FORFEITURES & ASSMNTS					
PENALTIES FOR DELINQUENT TAXES	44142	51	22	35	35
REDMPTN PNLTIES FOR DELINQ TXS	44143	84	41	55	55
TOTAL FINES, FORFEITURES & ASSMNTS		**135**	**63**	**90**	**90**
REV FROM USE OF MONEY & PROP					
INTEREST	40430	722	737	532	532
TOTAL REV FROM USE OF MONEY & PROP		**722**	**737**	**532**	**532**
INTERGOVERNMENTAL REVENUES					
ST-HOMEOWNERS' PROP TAX RELIEF	40830	1,764	1,740	1,740	1,740
ST-OTHR TAX RELIEF SUBVENTIONS	40852	228	259	456	456
RDA PASS-THROUGHS	41162	625	1,127	1,250	1,250
TOTAL INTERGOVERNMENTAL REVENUES		**2,617**	**3,126**	**3,446**	**3,446**
CHARGES FOR SERVICES					
OTHER ROAD & STREET SERVICES	41582	779,955	778,404	778,388	778,388
TOTAL CHARGES FOR SERVICES		**779,955**	**778,404**	**778,388**	**778,388**
MISC. REVENUES					
OTHER REVENUE	42384	27,600	10,017	1,000	1,000
TOTAL MISC. REVENUES		**27,600**	**10,017**	**1,000**	**1,000**
TOTAL REVENUE		**1,173,035**	**1,171,264**	**1,153,694**	**1,153,694**
SERVICES AND SUPPLIES					
DPW SERVICES-GENERAL MONEY	62330	1,003,735	1,153,529	1,230,006	1,266,666
TOTAL SERVICES AND SUPPLIES		**1,003,735**	**1,153,529**	**1,230,006**	**1,266,666**
FIXED ASSETS					
BUILDINGS AND IMPROVEMENTS	86110	107,570	90,472	24,698	34,396
TOTAL FIXED ASSETS		**107,570**	**90,472**	**24,698**	**34,396**
TOTAL EXPENDITURES/APPROPRIATIONS		**1,111,305**	**1,244,001**	**1,254,704**	**1,301,062**

COUNTY OF SANTA CRUZ

SPECIAL DISTRICTS AND OTHER AGENCIES
FINANCING SOURCES AND USES BY BUDGET UNIT BY SUB-OBJECT
FISCAL YEAR 2022-23

622115 CO HWY SAFETY SERVICE AREA #9
FUND 22-115

Detail by Revenue and Expenditure Object	2020-21 Actuals	2021-22 Actual [x] Estimated [ ]	2022-23 Recommended Budget	2022-23 Adopted by the Board of Supervisors
NET COST	**-61,730**	**72,737**	**101,010**	**147,368**

COUNTY OF SANTA CRUZ

SPECIAL DISTRICTS AND OTHER AGENCIES
FINANCING SOURCES AND USES BY BUDGET UNIT BY SUB-OBJECT
FISCAL YEAR 2022-23

622120 CO HWY SAFTY SERV AREA #9 ZN A
FUND 22-120

Detail by Revenue and Expenditure Object		2020-21 Actuals	2021-22 Actual [x] Estimated [ ]	2022-23 Recommended Budget	2022-23 Adopted by the Board of Supervisors
TAXES					
PROPERTY TAX-CURRENT SEC-GEN	40100	493,679	512,893	450,000	450,000
RESIDUAL DISTRIBUTION	40106	64,547	55,275		
PROPERTY TAX-CURRENT UNSEC-GEN	40110	8,428	9,543	8,200	8,200
PROPERTY TAX-PRIOR UNSEC-GEN	40130	1,766	1,096		
SUPP PROP TAX-CURRENT SEC	40150	6,905	20,461		
SUPP PROP TAX-CURRENT UNSEC	40151	305	254		
SUPP PROP TAX-PRIOR SEC	40160	815	330		
SUPP PROP TAX-PRIOR UNSEC	40161	125	143		
IN-LIEU TAXES OTHER	40197	41	21		
TOTAL TAXES		**576,611**	**600,016**	**458,200**	**458,200**
FINES, FORFEITURES & ASSMNTS					
PENALTIES FOR DELINQUENT TAXES	44142	89	39		
REDMPTN PNLTIES FOR DELINQ TXS	44143	146	72		
TOTAL FINES, FORFEITURES & ASSMNTS		**235**	**111**	**0**	**0**
REV FROM USE OF MONEY & PROP					
INTEREST	40430	12,617	9,297	12,000	12,000
TOTAL REV FROM USE OF MONEY & PROP		**12,617**	**9,297**	**12,000**	**12,000**
INTERGOVERNMENTAL REVENUES					
ST-HOMEOWNERS' PROP TAX RELIEF	40830	2,665	2,671	2,700	2,700
RDA PASS-THROUGHS	41162	1,636	2,473	1,025	1,025
TOTAL INTERGOVERNMENTAL REVENUES		**4,301**	**5,144**	**3,725**	**3,725**
CHARGES FOR SERVICES					
OTHER ROAD & STREET SERVICES	41582	105,498	106,108	104,321	104,321
TOTAL CHARGES FOR SERVICES		**105,498**	**106,108**	**104,321**	**104,321**
TOTAL REVENUE		**699,262**	**720,676**	**578,246**	**578,246**
SALARIES AND EMPLOYEE BENEF					
REGULAR PAY-PERMANENT	51000		-2,436		
OASDI-SOCIAL SECURITY	52010		-181		
PERS	52015		-665		
EMPLOYEE INSURANCE & BENEFITS	53010		-888		
TOTAL SALARIES AND EMPLOYEE BENEF		**0**	**-4,170**	**0**	**0**
SERVICES AND SUPPLIES					
DPW SERVICES-GENERAL MONEY	62330	699,080	451,254	1,537,555	1,687,555
TOTAL SERVICES AND SUPPLIES		**699,080**	**451,254**	**1,537,555**	**1,687,555**
FIXED ASSETS					
BUILDINGS AND IMPROVEMENTS	86110	-36	-18	10,000	10,000
TOTAL FIXED ASSETS		**-36**	**-18**	**10,000**	**10,000**

COUNTY OF SANTA CRUZ

SPECIAL DISTRICTS AND OTHER AGENCIES
FINANCING SOURCES AND USES BY BUDGET UNIT BY SUB-OBJECT
FISCAL YEAR 2022-23

622120 CO HWY SAFTY SERV AREA #9 ZN A
FUND 22-120

Detail by Revenue and Expenditure Object		2020-21 Actuals	2021-22 Actual [x] Estimated [ ]	2022-23 Recommended Budget	2022-23 Adopted by the Board of Supervisors
APPROP FOR CONTINGENCIES					
APPROP FOR CONTINGENCIES	98700		100,000	898,033	1,043,745
TOTAL APPROP FOR CONTINGENCIES		**0**	**100,000**	**898,033**	**1,043,745**
TOTAL EXPENDITURES/APPROPRIATIONS		**699,044**	**547,066**	**2,445,588**	**2,741,300**
NET COST		**-218**	**-173,610**	**1,867,342**	**2,163,054**

COUNTY OF SANTA CRUZ

SPECIAL DISTRICTS AND OTHER AGENCIES
FINANCING SOURCES AND USES BY BUDGET UNIT BY SUB-OBJECT
FISCAL YEAR 2022-23

622125 CO HWY SAFETY SERV AREA 9 ZN B
FUND 22-125

Detail by Revenue and Expenditure Object		2020-21 Actuals	2021-22 Actual [x] Estimated [ ]	2022-23 Recommended Budget	2022-23 Adopted by the Board of Supervisors
TAXES					
PROPERTY TAX-CURRENT SEC-GEN	40100	10,486	11,293	5,694	5,694
RESIDUAL DISTRIBUTION	40106	10,897	9,571	619	619
PROPERTY TAX-CURRENT UNSEC-GEN	40110	177	209	195	195
PROPERTY TAX-PRIOR UNSEC-GEN	40130	37	24	18	18
SUPP PROP TAX-CURRENT SEC	40150	414	1,231	641	641
SUPP PROP TAX-CURRENT UNSEC	40151	18	15	8	8
SUPP PROP TAX-PRIOR SEC	40160	49	20	15	15
SUPP PROP TAX-PRIOR UNSEC	40161	8	9	8	8
IN-LIEU TAXES OTHER	40197	23	12		
TOTAL TAXES		**22,109**	**22,384**	**7,198**	**7,198**
FINES, FORFEITURES & ASSMNTS					
PENALTIES FOR DELINQUENT TAXES	44142	5	2	2	2
REDMPTN PNLTIES FOR DELINQ TXS	44143	9	4	3	3
TOTAL FINES, FORFEITURES & ASSMNTS		**14**	**6**	**5**	**5**
REV FROM USE OF MONEY & PROP					
INTEREST	40430	361	358	155	155
TOTAL REV FROM USE OF MONEY & PROP		**361**	**358**	**155**	**155**
INTERGOVERNMENTAL REVENUES					
ST-HOMEOWNERS' PROP TAX RELIEF	40830	58	51	26	26
RDA PASS-THROUGHS	41162	184	383	188	188
TOTAL INTERGOVERNMENTAL REVENUES		**242**	**434**	**214**	**214**
TOTAL REVENUE		**22,726**	**23,182**	**7,572**	**7,572**
SERVICES AND SUPPLIES					
DPW SERVICES-GENERAL MONEY	62330	141	187	21,280	22,369
TOTAL SERVICES AND SUPPLIES		**141**	**187**	**21,280**	**22,369**
OTHER CHARGES					
CONTRIB TO OTHER AGENCIES-OTH	75231	15,000	14,546	20,000	50,000
TOTAL OTHER CHARGES		**15,000**	**14,546**	**20,000**	**50,000**
TOTAL EXPENDITURES/APPROPRIATIONS		**15,141**	**14,733**	**41,280**	**72,369**
NET COST		**-7,585**	**-8,449**	**33,708**	**64,797**

COUNTY OF SANTA CRUZ

SPECIAL DISTRICTS AND OTHER AGENCIES
FINANCING SOURCES AND USES BY BUDGET UNIT BY SUB-OBJECT
FISCAL YEAR 2022-23

622130 CO ROAD MAINT CSA 9D ZONE 1
FUND 22-130

Detail by Revenue and Expenditure Object		2020-21 Actuals	2021-22 Actual [x] Estimated [ ]	2022-23 Recommended Budget	2022-23 Adopted by the Board of Supervisors
REV FROM USE OF MONEY & PROP					
INTEREST	40430	193	-1,184	-1,000	-1,000
TOTAL REV FROM USE OF MONEY & PROP		**193**	**-1,184**	**-1,000**	**-1,000**
CHARGES FOR SERVICES					
OTHER ROAD & STREET SERVICES	41582	857,504	840,958	845,290	840,958
TOTAL CHARGES FOR SERVICES		**857,504**	**840,958**	**845,290**	**840,958**
TOTAL REVENUE		**857,697**	**839,774**	**844,290**	**839,958**
SERVICES AND SUPPLIES					
DPW SERVICES-GENERAL MONEY	62330	821,577	877,613	888,322	841,983
TOTAL SERVICES AND SUPPLIES		**821,577**	**877,613**	**888,322**	**841,983**
TOTAL EXPENDITURES/APPROPRIATIONS		**821,577**	**877,613**	**888,322**	**841,983**
NET COST		**-36,120**	**37,839**	**44,032**	**2,025**

COUNTY OF SANTA CRUZ

SPECIAL DISTRICTS AND OTHER AGENCIES
FINANCING SOURCES AND USES BY BUDGET UNIT BY SUB-OBJECT
FISCAL YEAR 2022-23

622135 CO ROAD MAINT CSA 9D ZONE 2
FUND 22-135

Detail by Revenue and Expenditure Object		2020-21 Actuals	2021-22 Actual [x] Estimated [ ]	2022-23 Recommended Budget	2022-23 Adopted by the Board of Supervisors
REV FROM USE OF MONEY & PROP					
INTEREST	40430	656	-1,936	-1,000	-1,000
TOTAL REV FROM USE OF MONEY & PROP		**656**	**-1,936**	**-1,000**	**-1,000**
CHARGES FOR SERVICES					
OTHER ROAD & STREET SERVICES	41582	1,398,110	1,400,174	1,400,116	1,400,116
TOTAL CHARGES FOR SERVICES		**1,398,110**	**1,400,174**	**1,400,116**	**1,400,116**
TOTAL REVENUE		**1,398,766**	**1,398,238**	**1,399,116**	**1,399,116**
SERVICES AND SUPPLIES					
DPW SERVICES-GENERAL MONEY	62330	1,425,648	1,420,914	1,399,117	1,386,052
TOTAL SERVICES AND SUPPLIES		**1,425,648**	**1,420,914**	**1,399,117**	**1,386,052**
TOTAL EXPENDITURES/APPROPRIATIONS		**1,425,648**	**1,420,914**	**1,399,117**	**1,386,052**
NET COST		**26,882**	**22,676**	**1**	**-13,064**

COUNTY OF SANTA CRUZ

SPECIAL DISTRICTS AND OTHER AGENCIES
FINANCING SOURCES AND USES BY BUDGET UNIT BY SUB-OBJECT
FISCAL YEAR 2022-23

622140 CO ROAD MAINT CSA 9D ZONE 3
FUND 22-140

Detail by Revenue and Expenditure Object		2020-21 Actuals	2021-22 Actual [x] Estimated [ ]	2022-23 Recommended Budget	2022-23 Adopted by the Board of Supervisors
REV FROM USE OF MONEY & PROP					
INTEREST	40430	-656	-636	-1,000	-1,000
TOTAL REV FROM USE OF MONEY & PROP		**-656**	**-636**	**-1,000**	**-1,000**
CHARGES FOR SERVICES					
OTHER ROAD & STREET SERVICES	41582	403,488	404,001	404,002	404,002
TOTAL CHARGES FOR SERVICES		**403,488**	**404,001**	**404,002**	**404,002**
TOTAL REVENUE		**402,832**	**403,365**	**403,002**	**403,002**
SERVICES AND SUPPLIES					
DPW SERVICES-GENERAL MONEY	62330	401,795	399,425	405,340	408,468
TOTAL SERVICES AND SUPPLIES		**401,795**	**399,425**	**405,340**	**408,468**
TOTAL EXPENDITURES/APPROPRIATIONS		**401,795**	**399,425**	**405,340**	**408,468**
NET COST		**-1,037**	**-3,940**	**2,338**	**5,466**

COUNTY OF SANTA CRUZ

SPECIAL DISTRICTS AND OTHER AGENCIES
FINANCING SOURCES AND USES BY BUDGET UNIT BY SUB-OBJECT
FISCAL YEAR 2022-23

136105 CSA 9E-STREETSCAPE
FUND 22-141

Detail by Revenue and Expenditure Object		2020-21 Actuals	2021-22 Actual [x] Estimated [ ]	2022-23 Recommended Budget	2022-23 Adopted by the Board of Supervisors
REV FROM USE OF MONEY & PROP					
INTEREST	40430	105	98	100	100
TOTAL REV FROM USE OF MONEY & PROP		**105**	**98**	**100**	**100**
CHARGES FOR SERVICES					
DISTRICT SERVICE CHARGES	42024	38,744	38,888	38,847	38,847
TOTAL CHARGES FOR SERVICES		**38,744**	**38,888**	**38,847**	**38,847**
TOTAL REVENUE		**38,849**	**38,986**	**38,947**	**38,947**
SERVICES AND SUPPLIES					
DPW SERVICES-GENERAL MONEY	62330	39,059	39,452	71,884	55,986
TOTAL SERVICES AND SUPPLIES		**39,059**	**39,452**	**71,884**	**55,986**
TOTAL EXPENDITURES/APPROPRIATIONS		**39,059**	**39,452**	**71,884**	**55,986**
NET COST		**210**	**466**	**32,937**	**17,039**

COUNTY OF SANTA CRUZ

SPECIAL DISTRICTS AND OTHER AGENCIES
FINANCING SOURCES AND USES BY BUDGET UNIT BY SUB-OBJECT
FISCAL YEAR 2022-23

622142 SOQUEL VILLAGE CSA #9F
FUND 22-142

Detail by Revenue and Expenditure Object		2020-21 Actuals	2021-22 Actual [x] Estimated [ ]	2022-23 Recommended Budget	2022-23 Adopted by the Board of Supervisors
LICENSES, PERMITS AND FRANCHIS					
ROAD PRIVILEGES & PERMITS	40262	12,817	42,953		
TOTAL LICENSES, PERMITS AND FRANCHIS		**12,817**	**42,953**	**0**	**0**
FINES, FORFEITURES & ASSMNTS					
PARKING METER FINES	40400	331	-1,572		
TOTAL FINES, FORFEITURES & ASSMNTS		**331**	**-1,572**	**0**	**0**
REV FROM USE OF MONEY & PROP					
INTEREST	40430	-76	-134		
TOTAL REV FROM USE OF MONEY & PROP		**-76**	**-134**	**0**	**0**
TOTAL REVENUE		**13,072**	**41,247**	**0**	**0**
SERVICES AND SUPPLIES					
DPW SERVICES-GENERAL MONEY	62330	47,165	5,654		
TOTAL SERVICES AND SUPPLIES		**47,165**	**5,654**	**0**	**0**
TOTAL EXPENDITURES/APPROPRIATIONS		**47,165**	**5,654**	**0**	**0**
NET COST		**34,093**	**-35,593**	**0**	**0**

COUNTY OF SANTA CRUZ

SPECIAL DISTRICTS AND OTHER AGENCIES
FINANCING SOURCES AND USES BY BUDGET UNIT BY SUB-OBJECT
FISCAL YEAR 2022-23

622145 COUNTRY ESTATES CSA 35
FUND 22-145

Detail by Revenue and Expenditure Object		2020-21 Actuals	2021-22 Actual [x] Estimated [ ]	2022-23 Recommended Budget	2022-23 Adopted by the Board of Supervisors
REV FROM USE OF MONEY & PROP					
INTEREST	40430	259	277	400	400
TOTAL REV FROM USE OF MONEY & PROP		**259**	**277**	**400**	**400**
CHARGES FOR SERVICES					
OTHER ROAD & STREET SERVICES	41582	18,919	19,241	19,857	19,857
TOTAL CHARGES FOR SERVICES		**18,919**	**19,241**	**19,857**	**19,857**
TOTAL REVENUE		**19,178**	**19,518**	**20,257**	**20,257**
SERVICES AND SUPPLIES					
DPW SERVICES-GENERAL MONEY	62330	463	247	91,185	91,244
TOTAL SERVICES AND SUPPLIES		**463**	**247**	**91,185**	**91,244**
TOTAL EXPENDITURES/APPROPRIATIONS		**463**	**247**	**91,185**	**91,244**
NET COST		**-18,715**	**-19,271**	**70,928**	**70,987**

COUNTY OF SANTA CRUZ

SPECIAL DISTRICTS AND OTHER AGENCIES
FINANCING SOURCES AND USES BY BUDGET UNIT BY SUB-OBJECT
FISCAL YEAR 2022-23

622150 EMPIRE ACRES CSA 17
FUND 22-150

Detail by Revenue and Expenditure Object		2020-21 Actuals	2021-22 Actual [x] Estimated [ ]	2022-23 Recommended Budget	2022-23 Adopted by the Board of Supervisors
TAXES					
PROPERTY TAX-CURRENT SEC-GEN	40100	7,284	4,298	7,356	7,356
PROPERTY TAX-CURRENT UNSEC-GEN	40110	122	75	242	242
PROPERTY TAX-PRIOR UNSEC-GEN	40130	25	11	44	44
SUPP PROP TAX-CURRENT SEC	40150	64	160	100	100
SUPP PROP TAX-CURRENT UNSEC	40151	3	2		
SUPP PROP TAX-PRIOR SEC	40160	8	3	11	11
SUPP PROP TAX-PRIOR UNSEC	40161	1	1	2	2
TOTAL TAXES		**7,507**	**4,550**	**7,755**	**7,755**
FINES, FORFEITURES & ASSMNTS					
PENALTIES FOR DELINQUENT TAXES	44142	1		1	1
REDMPTN PNLTIES FOR DELINQ TXS	44143	1	1	2	2
TOTAL FINES, FORFEITURES & ASSMNTS		**2**	**1**	**3**	**3**
REV FROM USE OF MONEY & PROP					
INTEREST	40430	850	496	850	850
TOTAL REV FROM USE OF MONEY & PROP		**850**	**496**	**850**	**850**
INTERGOVERNMENTAL REVENUES					
ST-HOMEOWNERS' PROP TAX RELIEF	40830	38	36	38	38
TOTAL INTERGOVERNMENTAL REVENUES		**38**	**36**	**38**	**38**
CHARGES FOR SERVICES					
OTHER ROAD & STREET SERVICES	41582	6,311	6,311	6,311	6,311
TOTAL CHARGES FOR SERVICES		**6,311**	**6,311**	**6,311**	**6,311**
TOTAL REVENUE		**14,708**	**11,394**	**14,957**	**14,957**
SERVICES AND SUPPLIES					
DPW SERVICES-GENERAL MONEY	62330	36,039	290	97,276	129,318
TOTAL SERVICES AND SUPPLIES		**36,039**	**290**	**97,276**	**129,318**
TOTAL EXPENDITURES/APPROPRIATIONS		**36,039**	**290**	**97,276**	**129,318**
NET COST		**21,331**	**-11,104**	**82,319**	**114,361**

COUNTY OF SANTA CRUZ

SPECIAL DISTRICTS AND OTHER AGENCIES
FINANCING SOURCES AND USES BY BUDGET UNIT BY SUB-OBJECT
FISCAL YEAR 2022-23

622160 BONITA ENCINO CSA 43
FUND 22-160

Detail by Revenue and Expenditure Object		2020-21 Actuals	2021-22 Actual [x] Estimated [ ]	2022-23 Recommended Budget	2022-23 Adopted by the Board of Supervisors
REV FROM USE OF MONEY & PROP					
INTEREST	40430	751	618	600	600
TOTAL REV FROM USE OF MONEY & PROP		**751**	**618**	**600**	**600**
CHARGES FOR SERVICES					
OTHER ROAD & STREET SERVICES	41582	21,030	21,030	21,029	21,029
TOTAL CHARGES FOR SERVICES		**21,030**	**21,030**	**21,029**	**21,029**
TOTAL REVENUE		**21,781**	**21,648**	**21,629**	**21,629**
SERVICES AND SUPPLIES					
DPW SERVICES-GENERAL MONEY	62330	848	1,805	168,127	167,131
TOTAL SERVICES AND SUPPLIES		**848**	**1,805**	**168,127**	**167,131**
TOTAL EXPENDITURES/APPROPRIATIONS		**848**	**1,805**	**168,127**	**167,131**
NET COST		**-20,933**	**-19,843**	**146,498**	**145,502**

COUNTY OF SANTA CRUZ

SPECIAL DISTRICTS AND OTHER AGENCIES
FINANCING SOURCES AND USES BY BUDGET UNIT BY SUB-OBJECT
FISCAL YEAR 2022-23

622165 FOREST GLEN CSA 36
FUND 22-165

Detail by Revenue and Expenditure Object		2020-21 Actuals	2021-22 Actual [x] Estimated [ ]	2022-23 Recommended Budget	2022-23 Adopted by the Board of Supervisors
REV FROM USE OF MONEY & PROP					
INTEREST	40430	1,674	1,123	1,400	1,400
TOTAL REV FROM USE OF MONEY & PROP		**1,674**	**1,123**	**1,400**	**1,400**
INTERGOVERNMENTAL REVENUES					
ST-NATURAL DISASTER ASSISTANCE	40810	4,720		37,116	37,116
FED-FEMA	41093			152,130	152,130
TOTAL INTERGOVERNMENTAL REVENUES		**4,720**	**0**	**189,246**	**189,246**
CHARGES FOR SERVICES					
OTHER ROAD & STREET SERVICES	41582	22,157	22,531	29,796	29,796
TOTAL CHARGES FOR SERVICES		**22,157**	**22,531**	**29,796**	**29,796**
TOTAL REVENUE		**28,551**	**23,654**	**220,442**	**220,442**
SERVICES AND SUPPLIES					
DPW SERVICES-GENERAL MONEY	62330	14,045	24,743	443,491	473,515
TOTAL SERVICES AND SUPPLIES		**14,045**	**24,743**	**443,491**	**473,515**
TOTAL EXPENDITURES/APPROPRIATIONS		**14,045**	**24,743**	**443,491**	**473,515**
NET COST		**-14,506**	**1,089**	**223,049**	**253,073**

COUNTY OF SANTA CRUZ

SPECIAL DISTRICTS AND OTHER AGENCIES
FINANCING SOURCES AND USES BY BUDGET UNIT BY SUB-OBJECT
FISCAL YEAR 2022-23

622166 FELTON GROVE CSA 56
FUND 22-166

Detail by Revenue and Expenditure Object		2020-21 Actuals	2021-22 Actual [x] Estimated [ ]	2022-23 Recommended Budget	2022-23 Adopted by the Board of Supervisors
REV FROM USE OF MONEY & PROP					
INTEREST	40430	1,301	922	1,200	1,200
TOTAL REV FROM USE OF MONEY & PROP		**1,301**	**922**	**1,200**	**1,200**
CHARGES FOR SERVICES					
OTHER ROAD & STREET SERVICES	41582	11,880	11,880	11,880	11,880
TOTAL CHARGES FOR SERVICES		**11,880**	**11,880**	**11,880**	**11,880**
TOTAL REVENUE		**13,181**	**12,802**	**13,080**	**13,080**
SERVICES AND SUPPLIES					
DPW SERVICES-GENERAL MONEY	62330	6,529	2,807	220,220	220,483
TOTAL SERVICES AND SUPPLIES		**6,529**	**2,807**	**220,220**	**220,483**
TOTAL EXPENDITURES/APPROPRIATIONS		**6,529**	**2,807**	**220,220**	**220,483**
NET COST		**-6,652**	**-9,995**	**207,140**	**207,403**

COUNTY OF SANTA CRUZ

SPECIAL DISTRICTS AND OTHER AGENCIES
FINANCING SOURCES AND USES BY BUDGET UNIT BY SUB-OBJECT
FISCAL YEAR 2022-23

622170 GLENWOOD ACRES CSA #30
FUND 22-170

Detail by Revenue and Expenditure Object		2020-21 Actuals	2021-22 Actual [x] Estimated [ ]	2022-23 Recommended Budget	2022-23 Adopted by the Board of Supervisors
REV FROM USE OF MONEY & PROP					
INTEREST	40430	370	283	530	530
TOTAL REV FROM USE OF MONEY & PROP		**370**	**283**	**530**	**530**
CHARGES FOR SERVICES					
OTHER ROAD & STREET SERVICES	41582	7,425	7,425	7,425	7,425
TOTAL CHARGES FOR SERVICES		**7,425**	**7,425**	**7,425**	**7,425**
TOTAL REVENUE		**7,795**	**7,708**	**7,955**	**7,955**
SERVICES AND SUPPLIES					
DPW SERVICES-GENERAL MONEY	62330	1,432	1,153	73,361	73,733
TOTAL SERVICES AND SUPPLIES		**1,432**	**1,153**	**73,361**	**73,733**
TOTAL EXPENDITURES/APPROPRIATIONS		**1,432**	**1,153**	**73,361**	**73,733**
NET COST		**-6,363**	**-6,555**	**65,406**	**65,778**

COUNTY OF SANTA CRUZ

SPECIAL DISTRICTS AND OTHER AGENCIES
FINANCING SOURCES AND USES BY BUDGET UNIT BY SUB-OBJECT
FISCAL YEAR 2022-23

622180 HIDDEN VALLEY CSA 26
FUND 22-180

Detail by Revenue and Expenditure Object		2020-21 Actuals	2021-22 Actual [x] Estimated [ ]	2022-23 Recommended Budget	2022-23 Adopted by the Board of Supervisors
REV FROM USE OF MONEY & PROP					
INTEREST	40430	1,291	765	1,350	1,350
TOTAL REV FROM USE OF MONEY & PROP		**1,291**	**765**	**1,350**	**1,350**
CHARGES FOR SERVICES					
OTHER ROAD & STREET SERVICES	41582	66,054	67,087	78,790	78,790
TOTAL CHARGES FOR SERVICES		**66,054**	**67,087**	**78,790**	**78,790**
TOTAL REVENUE		**67,345**	**67,852**	**80,140**	**80,140**
SERVICES AND SUPPLIES					
DPW SERVICES-GENERAL MONEY	62330	154,734	27,345	250,056	265,347
TOTAL SERVICES AND SUPPLIES		**154,734**	**27,345**	**250,056**	**265,347**
TOTAL EXPENDITURES/APPROPRIATIONS		**154,734**	**27,345**	**250,056**	**265,347**
NET COST		**87,389**	**-40,507**	**169,916**	**185,207**

COUNTY OF SANTA CRUZ

SPECIAL DISTRICTS AND OTHER AGENCIES
FINANCING SOURCES AND USES BY BUDGET UNIT BY SUB-OBJECT
FISCAL YEAR 2022-23

622185 HOPKINS GULCH CSA 51
FUND 22-185

Detail by Revenue and Expenditure Object		2020-21 Actuals	2021-22 Actual [x] Estimated [ ]	2022-23 Recommended Budget	2022-23 Adopted by the Board of Supervisors
REV FROM USE OF MONEY & PROP					
INTEREST	40430	-661	-152		
TOTAL REV FROM USE OF MONEY & PROP		**-661**	**-152**	**0**	**0**
INTERGOVERNMENTAL REVENUES					
ST-NATURAL DISASTER ASSISTANCE	40810	61,944	48,609		
FED-FEMA	41093	225,668	194,438		
TOTAL INTERGOVERNMENTAL REVENUES		**287,612**	**243,047**	**0**	**0**
CHARGES FOR SERVICES					
OTHER ROAD & STREET SERVICES	41582	51,902	52,322	53,114	53,114
MEMBER CONTRIBUTIONS	42044		14,047		
TOTAL CHARGES FOR SERVICES		**51,902**	**66,369**	**53,114**	**53,114**
TOTAL REVENUE		**338,853**	**309,264**	**53,114**	**53,114**
SERVICES AND SUPPLIES					
DPW SERVICES-GENERAL MONEY	62330	670,389	42,968	98,496	181,438
TOTAL SERVICES AND SUPPLIES		**670,389**	**42,968**	**98,496**	**181,438**
TOTAL EXPENDITURES/APPROPRIATIONS		**670,389**	**42,968**	**98,496**	**181,438**
NET COST		**331,536**	**-266,296**	**45,382**	**128,324**

COUNTY OF SANTA CRUZ

SPECIAL DISTRICTS AND OTHER AGENCIES
FINANCING SOURCES AND USES BY BUDGET UNIT BY SUB-OBJECT
FISCAL YEAR 2022-23

622190 HUCKLEBERRY WOODS RD MNT CSA15
FUND 22-190

Detail by Revenue and Expenditure Object		2020-21 Actuals	2021-22 Actual [x] Estimated [ ]	2022-23 Recommended Budget	2022-23 Adopted by the Board of Supervisors
TAXES					
PROPERTY TAX-CURRENT SEC-GEN	40100	7,698	8,040	7,773	7,773
PROPERTY TAX-CURRENT UNSEC-GEN	40110	132	151	262	262
PROPERTY TAX-PRIOR UNSEC-GEN	40130	28	17	48	48
SUPP PROP TAX-CURRENT SEC	40150	70	207	108	108
SUPP PROP TAX-CURRENT UNSEC	40151	3	3	1	1
SUPP PROP TAX-PRIOR SEC	40160	8	3	12	12
SUPP PROP TAX-PRIOR UNSEC	40161	1	2	1	1
TOTAL TAXES		**7,940**	**8,423**	**8,205**	**8,205**
FINES, FORFEITURES & ASSMNTS					
PENALTIES FOR DELINQUENT TAXES	44142	1		1	1
REDMPTN PNLTIES FOR DELINQ TXS	44143	1	1	2	2
TOTAL FINES, FORFEITURES & ASSMNTS		**2**	**1**	**3**	**3**
REV FROM USE OF MONEY & PROP					
INTEREST	40430	1,253	1,075	1,200	1,200
TOTAL REV FROM USE OF MONEY & PROP		**1,253**	**1,075**	**1,200**	**1,200**
INTERGOVERNMENTAL REVENUES					
ST-HOMEOWNERS' PROP TAX RELIEF	40830	41	39	41	41
TOTAL INTERGOVERNMENTAL REVENUES		**41**	**39**	**41**	**41**
CHARGES FOR SERVICES					
OTHER ROAD & STREET SERVICES	41582	35,039	35,046	35,046	35,046
TOTAL CHARGES FOR SERVICES		**35,039**	**35,046**	**35,046**	**35,046**
TOTAL REVENUE		**44,275**	**44,584**	**44,495**	**44,495**
SERVICES AND SUPPLIES					
DPW SERVICES-GENERAL MONEY	62330	1,752	1,759	301,486	301,957
TOTAL SERVICES AND SUPPLIES		**1,752**	**1,759**	**301,486**	**301,957**
TOTAL EXPENDITURES/APPROPRIATIONS		**1,752**	**1,759**	**301,486**	**301,957**
NET COST		**-42,523**	**-42,825**	**256,991**	**257,462**

COUNTY OF SANTA CRUZ

SPECIAL DISTRICTS AND OTHER AGENCIES
FINANCING SOURCES AND USES BY BUDGET UNIT BY SUB-OBJECT
FISCAL YEAR 2022-23

622195 HUTCHINSON RD CSA 13
FUND 22-195

Detail by Revenue and Expenditure Object		2020-21 Actuals	2021-22 Actual [x] Estimated [ ]	2022-23 Recommended Budget	2022-23 Adopted by the Board of Supervisors
TAXES					
PROPERTY TAX-CURRENT SEC-GEN	40100	50,018	52,484	47,800	47,800
PROPERTY TAX-CURRENT UNSEC-GEN	40110	859	982	925	925
PROPERTY TAX-PRIOR UNSEC-GEN	40130	180	113	160	160
SUPP PROP TAX-CURRENT SEC	40150	448	1,334	700	700
SUPP PROP TAX-CURRENT UNSEC	40151	20	17	9	9
SUPP PROP TAX-PRIOR SEC	40160	53	22	49	49
SUPP PROP TAX-PRIOR UNSEC	40161	8	9	20	20
TOTAL TAXES		**51,586**	**54,961**	**49,663**	**49,663**
FINES, FORFEITURES & ASSMNTS					
PENALTIES FOR DELINQUENT TAXES	44142	6	3	7	7
REDMPTN PNLTIES FOR DELINQ TXS	44143	9	5	7	7
TOTAL FINES, FORFEITURES & ASSMNTS		**15**	**8**	**14**	**14**
REV FROM USE OF MONEY & PROP					
INTEREST	40430	4,733	3,526	5,000	5,000
TOTAL REV FROM USE OF MONEY & PROP		**4,733**	**3,526**	**5,000**	**5,000**
INTERGOVERNMENTAL REVENUES					
ST-HOMEOWNERS' PROP TAX RELIEF	40830	270	266	275	275
TOTAL INTERGOVERNMENTAL REVENUES		**270**	**266**	**275**	**275**
CHARGES FOR SERVICES					
OTHER ROAD & STREET SERVICES	41582	92,524	92,607	92,767	92,767
TOTAL CHARGES FOR SERVICES		**92,524**	**92,607**	**92,767**	**92,767**
TOTAL REVENUE		**149,128**	**151,368**	**147,719**	**147,719**
SERVICES AND SUPPLIES					
DPW SERVICES-GENERAL MONEY	62330	58,641	123,430	777,575	1,041,750
TOTAL SERVICES AND SUPPLIES		**58,641**	**123,430**	**777,575**	**1,041,750**
TOTAL EXPENDITURES/APPROPRIATIONS		**58,641**	**123,430**	**777,575**	**1,041,750**
NET COST		**-90,487**	**-27,938**	**629,856**	**894,031**

COUNTY OF SANTA CRUZ

SPECIAL DISTRICTS AND OTHER AGENCIES
FINANCING SOURCES AND USES BY BUDGET UNIT BY SUB-OBJECT
FISCAL YEAR 2022-23

622200 OAKFLAT ROAD CSA 13A
FUND 22-200

Detail by Revenue and Expenditure Object		2020-21 Actuals	2021-22 Actual [x] Estimated [ ]	2022-23 Recommended Budget	2022-23 Adopted by the Board of Supervisors
REV FROM USE OF MONEY & PROP					
INTEREST	40430	78	95	80	80
TOTAL REV FROM USE OF MONEY & PROP		**78**	**95**	**80**	**80**
CHARGES FOR SERVICES					
OTHER ROAD & STREET SERVICES	41582	10,692	26,730	26,730	26,730
TOTAL CHARGES FOR SERVICES		**10,692**	**26,730**	**26,730**	**26,730**
TOTAL REVENUE		**10,770**	**26,825**	**26,810**	**26,810**
SERVICES AND SUPPLIES					
DPW SERVICES-GENERAL MONEY	62330	22,872	19,274	57,167	43,089
TOTAL SERVICES AND SUPPLIES		**22,872**	**19,274**	**57,167**	**43,089**
TOTAL EXPENDITURES/APPROPRIATIONS		**22,872**	**19,274**	**57,167**	**43,089**
NET COST		**12,102**	**-7,551**	**30,357**	**16,279**

COUNTY OF SANTA CRUZ

SPECIAL DISTRICTS AND OTHER AGENCIES
FINANCING SOURCES AND USES BY BUDGET UNIT BY SUB-OBJECT
FISCAL YEAR 2022-23

622210 KELLY HILL CSA 22
FUND 22-210

Detail by Revenue and Expenditure Object		2020-21 Actuals	2021-22 Actual [x] Estimated [ ]	2022-23 Recommended Budget	2022-23 Adopted by the Board of Supervisors
REV FROM USE OF MONEY & PROP					
INTEREST	40430	6	4	4	4
TOTAL REV FROM USE OF MONEY & PROP		**6**	**4**	**4**	**4**
CHARGES FOR SERVICES					
OTHER ROAD & STREET SERVICES	41582	267	267	267	267
TOTAL CHARGES FOR SERVICES		**267**	**267**	**267**	**267**
TOTAL REVENUE		**273**	**271**	**271**	**271**
SERVICES AND SUPPLIES					
DPW SERVICES-GENERAL MONEY	62330	429	162	1,100	1,093
TOTAL SERVICES AND SUPPLIES		**429**	**162**	**1,100**	**1,093**
TOTAL EXPENDITURES/APPROPRIATIONS		**429**	**162**	**1,100**	**1,093**
NET COST		**156**	**-109**	**829**	**822**

COUNTY OF SANTA CRUZ

SPECIAL DISTRICTS AND OTHER AGENCIES
FINANCING SOURCES AND USES BY BUDGET UNIT BY SUB-OBJECT
FISCAL YEAR 2022-23

622215 LARSEN RD CSA #34
FUND 22-215

Detail by Revenue and Expenditure Object		2020-21 Actuals	2021-22 Actual [x] Estimated [ ]	2022-23 Recommended Budget	2022-23 Adopted by the Board of Supervisors
REV FROM USE OF MONEY & PROP					
INTEREST	40430	432	293	450	450
TOTAL REV FROM USE OF MONEY & PROP		**432**	**293**	**450**	**450**
CHARGES FOR SERVICES					
OTHER ROAD & STREET SERVICES	41582	699	720	719	719
TOTAL CHARGES FOR SERVICES		**699**	**720**	**719**	**719**
TOTAL REVENUE		**1,131**	**1,013**	**1,169**	**1,169**
SERVICES AND SUPPLIES					
DPW SERVICES-GENERAL MONEY	62330	582	192	65,633	65,752
TOTAL SERVICES AND SUPPLIES		**582**	**192**	**65,633**	**65,752**
TOTAL EXPENDITURES/APPROPRIATIONS		**582**	**192**	**65,633**	**65,752**
NET COST		**-549**	**-821**	**64,464**	**64,583**

COUNTY OF SANTA CRUZ

SPECIAL DISTRICTS AND OTHER AGENCIES
FINANCING SOURCES AND USES BY BUDGET UNIT BY SUB-OBJECT
FISCAL YEAR 2022-23

622220 LOMA PRIETA CSA 41
FUND 22-220

Detail by Revenue and Expenditure Object		2020-21 Actuals	2021-22 Actual [x] Estimated [ ]	2022-23 Recommended Budget	2022-23 Adopted by the Board of Supervisors
REV FROM USE OF MONEY & PROP					
INTEREST	40430	1,195	921	1,600	1,600
TOTAL REV FROM USE OF MONEY & PROP		**1,195**	**921**	**1,600**	**1,600**
CHARGES FOR SERVICES					
OTHER ROAD & STREET SERVICES	41582	28,795	28,803	28,803	28,803
TOTAL CHARGES FOR SERVICES		**28,795**	**28,803**	**28,803**	**28,803**
TOTAL REVENUE		**29,990**	**29,724**	**30,403**	**30,403**
SERVICES AND SUPPLIES					
DPW SERVICES-GENERAL MONEY	62330	12,259	356	247,529	247,579
TOTAL SERVICES AND SUPPLIES		**12,259**	**356**	**247,529**	**247,579**
TOTAL EXPENDITURES/APPROPRIATIONS		**12,259**	**356**	**247,529**	**247,579**
NET COST		**-17,731**	**-29,368**	**217,126**	**217,176**

COUNTY OF SANTA CRUZ

SPECIAL DISTRICTS AND OTHER AGENCIES
FINANCING SOURCES AND USES BY BUDGET UNIT BY SUB-OBJECT
FISCAL YEAR 2022-23

622225 LOMOND TERRACE CSA #28
FUND 22-225

Detail by Revenue and Expenditure Object		2020-21 Actuals	2021-22 Actual [x] Estimated [ ]	2022-23 Recommended Budget	2022-23 Adopted by the Board of Supervisors
REV FROM USE OF MONEY & PROP					
INTEREST	40430	777	601	900	900
TOTAL REV FROM USE OF MONEY & PROP		**777**	**601**	**900**	**900**
CHARGES FOR SERVICES					
OTHER ROAD & STREET SERVICES	41582	38,511	54,054	54,054	54,054
TOTAL CHARGES FOR SERVICES		**38,511**	**54,054**	**54,054**	**54,054**
TOTAL REVENUE		**39,288**	**54,655**	**54,954**	**54,954**
SERVICES AND SUPPLIES					
DPW SERVICES-GENERAL MONEY	62330	1,977	52,106	198,746	198,668
TOTAL SERVICES AND SUPPLIES		**1,977**	**52,106**	**198,746**	**198,668**
TOTAL EXPENDITURES/APPROPRIATIONS		**1,977**	**52,106**	**198,746**	**198,668**
NET COST		**-37,311**	**-2,549**	**143,792**	**143,714**

COUNTY OF SANTA CRUZ

SPECIAL DISTRICTS AND OTHER AGENCIES
FINANCING SOURCES AND USES BY BUDGET UNIT BY SUB-OBJECT
FISCAL YEAR 2022-23

622231 MCGAFFIGAN MILL ROAD CSA #59
FUND 22-231

Detail by Revenue and Expenditure Object		2020-21 Actuals	2021-22 Actual [x] Estimated [ ]	2022-23 Recommended Budget	2022-23 Adopted by the Board of Supervisors
REV FROM USE OF MONEY & PROP					
INTEREST	40430	72	64	60	60
TOTAL REV FROM USE OF MONEY & PROP		**72**	**64**	**60**	**60**
CHARGES FOR SERVICES					
OTHER ROAD & STREET SERVICES	41582	16,731	16,731	16,731	16,731
TOTAL CHARGES FOR SERVICES		**16,731**	**16,731**	**16,731**	**16,731**
TOTAL REVENUE		**16,803**	**16,795**	**16,791**	**16,791**
SERVICES AND SUPPLIES					
DPW SERVICES-GENERAL MONEY	62330	1,716	2,468	21,992	21,649
TOTAL SERVICES AND SUPPLIES		**1,716**	**2,468**	**21,992**	**21,649**
OTHER CHARGES					
PRINCIPAL ON LONG-TERM DEBT	74110	11,639	9,960	9,960	9,960
INTEREST ON LONG-TERM DEBT	74425	2,916	1,684	1,690	1,690
TOTAL OTHER CHARGES		**14,555**	**11,644**	**11,650**	**11,650**
TOTAL EXPENDITURES/APPROPRIATIONS		**16,271**	**14,112**	**33,642**	**33,299**
NET COST		**-532**	**-2,683**	**16,851**	**16,508**

COUNTY OF SANTA CRUZ

SPECIAL DISTRICTS AND OTHER AGENCIES
FINANCING SOURCES AND USES BY BUDGET UNIT BY SUB-OBJECT
FISCAL YEAR 2022-23

622240 OLD RANCH RD CSA 23
FUND 22-240

Detail by Revenue and Expenditure Object		2020-21 Actuals	2021-22 Actual [x] Estimated [ ]	2022-23 Recommended Budget	2022-23 Adopted by the Board of Supervisors
REV FROM USE OF MONEY & PROP					
INTEREST	40430	-1,003	126		
TOTAL REV FROM USE OF MONEY & PROP		**-1,003**	**126**	**0**	**0**
INTERGOVERNMENTAL REVENUES					
ST-NATURAL DISASTER ASSISTANCE	40810	46,608	26,017		
FED-FEMA	41093	186,429	113,108		
TOTAL INTERGOVERNMENTAL REVENUES		**233,037**	**139,125**	**0**	**0**
CHARGES FOR SERVICES					
OTHER ROAD & STREET SERVICES	41582	29,486	29,825	29,824	29,824
TOTAL CHARGES FOR SERVICES		**29,486**	**29,825**	**29,824**	**29,824**
TOTAL REVENUE		**261,520**	**169,076**	**29,824**	**29,824**
SERVICES AND SUPPLIES					
DPW SERVICES-GENERAL MONEY	62330	282,537	2,224	47,178	138,850
TOTAL SERVICES AND SUPPLIES		**282,537**	**2,224**	**47,178**	**138,850**
OTHER CHARGES					
PRINCIPAL ON LONG-TERM DEBT	74110	6,748	7,129	7,130	7,130
INTEREST ON LONG-TERM DEBT	74425	2,019	1,638	1,639	1,639
TOTAL OTHER CHARGES		**8,767**	**8,767**	**8,769**	**8,769**
TOTAL EXPENDITURES/APPROPRIATIONS		**291,304**	**10,991**	**55,947**	**147,619**
NET COST		**29,784**	**-158,085**	**26,123**	**117,795**

COUNTY OF SANTA CRUZ

SPECIAL DISTRICTS AND OTHER AGENCIES
FINANCING SOURCES AND USES BY BUDGET UNIT BY SUB-OBJECT
FISCAL YEAR 2022-23

622265 PINECREST CSA 46
FUND 22-265

Detail by Revenue and Expenditure Object		2020-21 Actuals	2021-22 Actual [x] Estimated [ ]	2022-23 Recommended Budget	2022-23 Adopted by the Board of Supervisors
REV FROM USE OF MONEY & PROP					
INTEREST	40430	103	199	150	150
TOTAL REV FROM USE OF MONEY & PROP		**103**	**199**	**150**	**150**
INTERGOVERNMENTAL REVENUES					
ST-NATURAL DISASTER ASSISTANCE	40810		6,927		
TOTAL INTERGOVERNMENTAL REVENUES		**0**	**6,927**	**0**	**0**
CHARGES FOR SERVICES					
OTHER ROAD & STREET SERVICES	41582	10,685	10,685	41,793	41,793
TOTAL CHARGES FOR SERVICES		**10,685**	**10,685**	**41,793**	**41,793**
MISC. REVENUES					
OTHER REVENUE	42384		20,000		
TOTAL MISC. REVENUES		**0**	**20,000**	**0**	**0**
TOTAL REVENUE		**10,788**	**37,811**	**41,943**	**41,943**
SERVICES AND SUPPLIES					
DPW SERVICES-GENERAL MONEY	62330	3,420	1,029	90,163	97,015
TOTAL SERVICES AND SUPPLIES		**3,420**	**1,029**	**90,163**	**97,015**
TOTAL EXPENDITURES/APPROPRIATIONS		**3,420**	**1,029**	**90,163**	**97,015**
NET COST		**-7,368**	**-36,782**	**48,220**	**55,072**

COUNTY OF SANTA CRUZ

SPECIAL DISTRICTS AND OTHER AGENCIES
FINANCING SOURCES AND USES BY BUDGET UNIT BY SUB-OBJECT
FISCAL YEAR 2022-23

622275 PINERIDGE CSA #24
FUND 22-275

Detail by Revenue and Expenditure Object		2020-21 Actuals	2021-22 Actual [x] Estimated [ ]	2022-23 Recommended Budget	2022-23 Adopted by the Board of Supervisors
REV FROM USE OF MONEY & PROP					
INTEREST	40430	227	277	475	475
TOTAL REV FROM USE OF MONEY & PROP		**227**	**277**	**475**	**475**
CHARGES FOR SERVICES					
OTHER ROAD & STREET SERVICES	41582	23,183	23,581	24,336	24,336
TOTAL CHARGES FOR SERVICES		**23,183**	**23,581**	**24,336**	**24,336**
TOTAL REVENUE		**23,410**	**23,858**	**24,811**	**24,811**
SERVICES AND SUPPLIES					
DPW SERVICES-GENERAL MONEY	62330	1,057	287	96,931	98,038
TOTAL SERVICES AND SUPPLIES		**1,057**	**287**	**96,931**	**98,038**
TOTAL EXPENDITURES/APPROPRIATIONS		**1,057**	**287**	**96,931**	**98,038**
NET COST		**-22,353**	**-23,571**	**72,120**	**73,227**

COUNTY OF SANTA CRUZ

SPECIAL DISTRICTS AND OTHER AGENCIES
FINANCING SOURCES AND USES BY BUDGET UNIT BY SUB-OBJECT
FISCAL YEAR 2022-23

622285 RALSTON WAY CSA 40
FUND 22-285

Detail by Revenue and Expenditure Object		2020-21 Actuals	2021-22 Actual [x] Estimated [ ]	2022-23 Recommended Budget	2022-23 Adopted by the Board of Supervisors
REV FROM USE OF MONEY & PROP					
INTEREST	40430	114	55	100	100
TOTAL REV FROM USE OF MONEY & PROP		**114**	**55**	**100**	**100**
CHARGES FOR SERVICES					
OTHER ROAD & STREET SERVICES	41582	3,602	3,602	3,602	3,602
TOTAL CHARGES FOR SERVICES		**3,602**	**3,602**	**3,602**	**3,602**
TOTAL REVENUE		**3,716**	**3,657**	**3,702**	**3,702**
SERVICES AND SUPPLIES					
DPW SERVICES-GENERAL MONEY	62330	11,739	234	17,438	17,501
TOTAL SERVICES AND SUPPLIES		**11,739**	**234**	**17,438**	**17,501**
TOTAL EXPENDITURES/APPROPRIATIONS		**11,739**	**234**	**17,438**	**17,501**
NET COST		**8,023**	**-3,423**	**13,736**	**13,799**

COUNTY OF SANTA CRUZ

SPECIAL DISTRICTS AND OTHER AGENCIES
FINANCING SOURCES AND USES BY BUDGET UNIT BY SUB-OBJECT
FISCAL YEAR 2022-23

622300 REDWOOD DR CSA #33
FUND 22-300

Detail by Revenue and Expenditure Object		2020-21 Actuals	2021-22 Actual [x] Estimated [ ]	2022-23 Recommended Budget	2022-23 Adopted by the Board of Supervisors
REV FROM USE OF MONEY & PROP					
INTEREST	40430	625	596	650	650
TOTAL REV FROM USE OF MONEY & PROP		**625**	**596**	**650**	**650**
CHARGES FOR SERVICES					
OTHER ROAD & STREET SERVICES	41582	43,402	43,593	44,988	44,988
TOTAL CHARGES FOR SERVICES		**43,402**	**43,593**	**44,988**	**44,988**
TOTAL REVENUE		**44,027**	**44,189**	**45,638**	**45,638**
SERVICES AND SUPPLIES					
DPW SERVICES-GENERAL MONEY	62330	63,937	1,321	139,544	198,729
TOTAL SERVICES AND SUPPLIES		**63,937**	**1,321**	**139,544**	**198,729**
TOTAL EXPENDITURES/APPROPRIATIONS		**63,937**	**1,321**	**139,544**	**198,729**
NET COST		**19,910**	**-42,868**	**93,906**	**153,091**

COUNTY OF SANTA CRUZ

SPECIAL DISTRICTS AND OTHER AGENCIES
FINANCING SOURCES AND USES BY BUDGET UNIT BY SUB-OBJECT
FISCAL YEAR 2022-23

622305 REED STREET CSA 39
FUND 22-305

Detail by Revenue and Expenditure Object		2020-21 Actuals	2021-22 Actual [x] Estimated [ ]	2022-23 Recommended Budget	2022-23 Adopted by the Board of Supervisors
REV FROM USE OF MONEY & PROP					
INTEREST	40430	1			
TOTAL REV FROM USE OF MONEY & PROP		**1**	**0**	**0**	**0**
TOTAL REVENUE		**1**	**0**	**0**	**0**
SERVICES AND SUPPLIES					
DPW SERVICES-GENERAL MONEY	62330	61	22	59	37
TOTAL SERVICES AND SUPPLIES		**61**	**22**	**59**	**37**
TOTAL EXPENDITURES/APPROPRIATIONS		**61**	**22**	**59**	**37**
NET COST		**60**	**22**	**59**	**37**

COUNTY OF SANTA CRUZ

SPECIAL DISTRICTS AND OTHER AGENCIES
FINANCING SOURCES AND USES BY BUDGET UNIT BY SUB-OBJECT
FISCAL YEAR 2022-23

622310 ROBERTS RD CSA 37
FUND 22-310

Detail by Revenue and Expenditure Object		2020-21 Actuals	2021-22 Actual [x] Estimated [ ]	2022-23 Recommended Budget	2022-23 Adopted by the Board of Supervisors
REV FROM USE OF MONEY & PROP					
INTEREST	40430	410	365	400	400
TOTAL REV FROM USE OF MONEY & PROP		**410**	**365**	**400**	**400**
CHARGES FOR SERVICES					
OTHER ROAD & STREET SERVICES	41582	16,727	16,731	17,143	17,143
TOTAL CHARGES FOR SERVICES		**16,727**	**16,731**	**17,143**	**17,143**
TOTAL REVENUE		**17,137**	**17,096**	**17,543**	**17,543**
SERVICES AND SUPPLIES					
DPW SERVICES-GENERAL MONEY	62330	1,082	678	71,867	106,030
TOTAL SERVICES AND SUPPLIES		**1,082**	**678**	**71,867**	**106,030**
TOTAL EXPENDITURES/APPROPRIATIONS		**1,082**	**678**	**71,867**	**106,030**
NET COST		**-16,055**	**-16,418**	**54,324**	**88,487**

COUNTY OF SANTA CRUZ

SPECIAL DISTRICTS AND OTHER AGENCIES
FINANCING SOURCES AND USES BY BUDGET UNIT BY SUB-OBJECT
FISCAL YEAR 2022-23

622312 RIDGE DRIVE CSA # 58
FUND 22-312

Detail by Revenue and Expenditure Object		2020-21 Actuals	2021-22 Actual [x] Estimated [ ]	2022-23 Recommended Budget	2022-23 Adopted by the Board of Supervisors
REV FROM USE OF MONEY & PROP					
INTEREST	40430	410	326	400	400
TOTAL REV FROM USE OF MONEY & PROP		**410**	**326**	**400**	**400**
CHARGES FOR SERVICES					
OTHER ROAD & STREET SERVICES	41582	7,866	7,866	12,955	12,955
MEMBER CONTRIBUTIONS	42044	16,600			
TOTAL CHARGES FOR SERVICES		**24,466**	**7,866**	**12,955**	**12,955**
TOTAL REVENUE		**24,876**	**8,192**	**13,355**	**13,355**
SERVICES AND SUPPLIES					
DPW SERVICES-GENERAL MONEY	62330	1,791	22,031	56,323	70,874
TOTAL SERVICES AND SUPPLIES		**1,791**	**22,031**	**56,323**	**70,874**
TOTAL EXPENDITURES/APPROPRIATIONS		**1,791**	**22,031**	**56,323**	**70,874**
NET COST		**-23,085**	**13,839**	**42,968**	**57,519**

COUNTY OF SANTA CRUZ

SPECIAL DISTRICTS AND OTHER AGENCIES
FINANCING SOURCES AND USES BY BUDGET UNIT BY SUB-OBJECT
FISCAL YEAR 2022-23

622317 RIVERDALE PARK RD CSA #55
FUND 22-317

Detail by Revenue and Expenditure Object		2020-21 Actuals	2021-22 Actual [x] Estimated [ ]	2022-23 Recommended Budget	2022-23 Adopted by the Board of Supervisors
REV FROM USE OF MONEY & PROP					
INTEREST	40430	565	297	250	250
TOTAL REV FROM USE OF MONEY & PROP		**565**	**297**	**250**	**250**
INTERGOVERNMENTAL REVENUES					
ST-NATURAL DISASTER ASSISTANCE	40810		3,750		
FED-FEMA	41093		35,000		
TOTAL INTERGOVERNMENTAL REVENUES		**0**	**38,750**	**0**	**0**
CHARGES FOR SERVICES					
OTHER ROAD & STREET SERVICES	41582	15,805	15,805	14,071	14,071
TOTAL CHARGES FOR SERVICES		**15,805**	**15,805**	**14,071**	**14,071**
TOTAL REVENUE		**16,370**	**54,852**	**14,321**	**14,321**
SERVICES AND SUPPLIES					
DPW SERVICES-GENERAL MONEY	62330	38,686	23,197	66,901	109,921
TOTAL SERVICES AND SUPPLIES		**38,686**	**23,197**	**66,901**	**109,921**
TOTAL EXPENDITURES/APPROPRIATIONS		**38,686**	**23,197**	**66,901**	**109,921**
NET COST		**22,316**	**-31,655**	**52,580**	**95,600**

COUNTY OF SANTA CRUZ

SPECIAL DISTRICTS AND OTHER AGENCIES
FINANCING SOURCES AND USES BY BUDGET UNIT BY SUB-OBJECT
FISCAL YEAR 2022-23

622320 ROBAK DR CSA 16
FUND 22-320

Detail by Revenue and Expenditure Object		2020-21 Actuals	2021-22 Actual [x] Estimated [ ]	2022-23 Recommended Budget	2022-23 Adopted by the Board of Supervisors
TAXES					
PROPERTY TAX-CURRENT SEC-GEN	40100	7,528	7,921	7,602	7,602
PROPERTY TAX-CURRENT UNSEC-GEN	40110	129	148	145	145
PROPERTY TAX-PRIOR UNSEC-GEN	40130	27	17	30	30
SUPP PROP TAX-CURRENT SEC	40150	69	203	100	100
SUPP PROP TAX-CURRENT UNSEC	40151	3	3	3	3
SUPP PROP TAX-PRIOR SEC	40160	8	3	8	8
SUPP PROP TAX-PRIOR UNSEC	40161	1	1	2	2
TOTAL TAXES		**7,765**	**8,296**	**7,890**	**7,890**
FINES, FORFEITURES & ASSMNTS					
PENALTIES FOR DELINQUENT TAXES	44142	1		1	1
REDMPTN PNLTIES FOR DELINQ TXS	44143	1	1	2	2
TOTAL FINES, FORFEITURES & ASSMNTS		**2**	**1**	**3**	**3**
REV FROM USE OF MONEY & PROP					
INTEREST	40430	377	255	300	300
TOTAL REV FROM USE OF MONEY & PROP		**377**	**255**	**300**	**300**
INTERGOVERNMENTAL REVENUES					
ST-HOMEOWNERS' PROP TAX RELIEF	40830	41	44	41	41
TOTAL INTERGOVERNMENTAL REVENUES		**41**	**44**	**41**	**41**
CHARGES FOR SERVICES					
OTHER ROAD & STREET SERVICES	41582	3,796	3,796	17,854	17,854
TOTAL CHARGES FOR SERVICES		**3,796**	**3,796**	**17,854**	**17,854**
TOTAL REVENUE		**11,981**	**12,392**	**26,088**	**26,088**
SERVICES AND SUPPLIES					
DPW SERVICES-GENERAL MONEY	62330	4,132	52,182	77,972	46,367
TOTAL SERVICES AND SUPPLIES		**4,132**	**52,182**	**77,972**	**46,367**
TOTAL EXPENDITURES/APPROPRIATIONS		**4,132**	**52,182**	**77,972**	**46,367**
NET COST		**-7,849**	**39,790**	**51,884**	**20,279**

COUNTY OF SANTA CRUZ

SPECIAL DISTRICTS AND OTHER AGENCIES
FINANCING SOURCES AND USES BY BUDGET UNIT BY SUB-OBJECT
FISCAL YEAR 2022-23

622400 SUNLIT LN CSA 42
FUND 22-400

Detail by Revenue and Expenditure Object		2020-21 Actuals	2021-22 Actual [x] Estimated [ ]	2022-23 Recommended Budget	2022-23 Adopted by the Board of Supervisors
REV FROM USE OF MONEY & PROP					
INTEREST	40430	191	162	200	200
TOTAL REV FROM USE OF MONEY & PROP		**191**	**162**	**200**	**200**
CHARGES FOR SERVICES					
OTHER ROAD & STREET SERVICES	41582	6,490	6,493	6,701	6,701
TOTAL CHARGES FOR SERVICES		**6,490**	**6,493**	**6,701**	**6,701**
TOTAL REVENUE		**6,681**	**6,655**	**6,901**	**6,901**
SERVICES AND SUPPLIES					
DPW SERVICES-GENERAL MONEY	62330	528	494	45,654	45,592
TOTAL SERVICES AND SUPPLIES		**528**	**494**	**45,654**	**45,592**
TOTAL EXPENDITURES/APPROPRIATIONS		**528**	**494**	**45,654**	**45,592**
NET COST		**-6,153**	**-6,161**	**38,753**	**38,691**

COUNTY OF SANTA CRUZ

SPECIAL DISTRICTS AND OTHER AGENCIES
FINANCING SOURCES AND USES BY BUDGET UNIT BY SUB-OBJECT
FISCAL YEAR 2022-23

622405 SUNBEAM WOODS CSA 44
FUND 22-405

Detail by Revenue and Expenditure Object		2020-21 Actuals	2021-22 Actual [x] Estimated [ ]	2022-23 Recommended Budget	2022-23 Adopted by the Board of Supervisors
REV FROM USE OF MONEY & PROP					
INTEREST	40430	197	213	250	250
TOTAL REV FROM USE OF MONEY & PROP		**197**	**213**	**250**	**250**
CHARGES FOR SERVICES					
OTHER ROAD & STREET SERVICES	41582	15,079	15,418	15,942	15,942
TOTAL CHARGES FOR SERVICES		**15,079**	**15,418**	**15,942**	**15,942**
TOTAL REVENUE		**15,276**	**15,631**	**16,192**	**16,192**
SERVICES AND SUPPLIES					
DPW SERVICES-GENERAL MONEY	62330	551	415	70,877	70,858
TOTAL SERVICES AND SUPPLIES		**551**	**415**	**70,877**	**70,858**
TOTAL EXPENDITURES/APPROPRIATIONS		**551**	**415**	**70,877**	**70,858**
NET COST		**-14,725**	**-15,216**	**54,685**	**54,666**

COUNTY OF SANTA CRUZ

SPECIAL DISTRICTS AND OTHER AGENCIES
FINANCING SOURCES AND USES BY BUDGET UNIT BY SUB-OBJECT
FISCAL YEAR 2022-23

622410 VINEYARD CSA #50
FUND 22-410

Detail by Revenue and Expenditure Object		2020-21 Actuals	2021-22 Actual [x] Estimated [ ]	2022-23 Recommended Budget	2022-23 Adopted by the Board of Supervisors
REV FROM USE OF MONEY & PROP					
INTEREST	40430	1,635	1,223	1,800	1,800
TOTAL REV FROM USE OF MONEY & PROP		**1,635**	**1,223**	**1,800**	**1,800**
CHARGES FOR SERVICES					
OTHER ROAD & STREET SERVICES	41582	22,176	22,176	22,176	22,176
TOTAL CHARGES FOR SERVICES		**22,176**	**22,176**	**22,176**	**22,176**
TOTAL REVENUE		**23,811**	**23,399**	**23,976**	**23,976**
SERVICES AND SUPPLIES					
DPW SERVICES-GENERAL MONEY	62330	403	345	262,825	303,951
TOTAL SERVICES AND SUPPLIES		**403**	**345**	**262,825**	**303,951**
TOTAL EXPENDITURES/APPROPRIATIONS		**403**	**345**	**262,825**	**303,951**
NET COST		**-23,408**	**-23,054**	**238,849**	**279,975**

COUNTY OF SANTA CRUZ

SPECIAL DISTRICTS AND OTHER AGENCIES
FINANCING SOURCES AND USES BY BUDGET UNIT BY SUB-OBJECT
FISCAL YEAR 2022-23

622420 VIEW CIRCLE CSAS #32
FUND 22-420

Detail by Revenue and Expenditure Object		2020-21 Actuals	2021-22 Actual [x] Estimated [ ]	2022-23 Recommended Budget	2022-23 Adopted by the Board of Supervisors
REV FROM USE OF MONEY & PROP					
INTEREST	40430	47	39	60	60
TOTAL REV FROM USE OF MONEY & PROP		**47**	**39**	**60**	**60**
CHARGES FOR SERVICES					
OTHER ROAD & STREET SERVICES	41582	2,812	2,812	2,812	2,812
TOTAL CHARGES FOR SERVICES		**2,812**	**2,812**	**2,812**	**2,812**
TOTAL REVENUE		**2,859**	**2,851**	**2,872**	**2,872**
SERVICES AND SUPPLIES					
DPW SERVICES-GENERAL MONEY	62330	2,986	200	12,701	12,702
TOTAL SERVICES AND SUPPLIES		**2,986**	**200**	**12,701**	**12,702**
TOTAL EXPENDITURES/APPROPRIATIONS		**2,986**	**200**	**12,701**	**12,702**
NET COST		**127**	**-2,651**	**9,829**	**9,830**

COUNTY OF SANTA CRUZ

SPECIAL DISTRICTS AND OTHER AGENCIES
FINANCING SOURCES AND USES BY BUDGET UNIT BY SUB-OBJECT
FISCAL YEAR 2022-23

622425 VIEWPOINT RD CSA #25
FUND 22-425

Detail by Revenue and Expenditure Object		2020-21 Actuals	2021-22 Actual [x] Estimated [ ]	2022-23 Recommended Budget	2022-23 Adopted by the Board of Supervisors
REV FROM USE OF MONEY & PROP					
INTEREST	40430	596	459	500	500
TOTAL REV FROM USE OF MONEY & PROP		**596**	**459**	**500**	**500**
CHARGES FOR SERVICES					
OTHER ROAD & STREET SERVICES	41582	10,692	10,692	10,692	10,692
TOTAL CHARGES FOR SERVICES		**10,692**	**10,692**	**10,692**	**10,692**
TOTAL REVENUE		**11,288**	**11,151**	**11,192**	**11,192**
SERVICES AND SUPPLIES					
DPW SERVICES-GENERAL MONEY	62330	438	716	116,853	116,988
TOTAL SERVICES AND SUPPLIES		**438**	**716**	**116,853**	**116,988**
TOTAL EXPENDITURES/APPROPRIATIONS		**438**	**716**	**116,853**	**116,988**
NET COST		**-10,850**	**-10,435**	**105,661**	**105,796**

COUNTY OF SANTA CRUZ

SPECIAL DISTRICTS AND OTHER AGENCIES
FINANCING SOURCES AND USES BY BUDGET UNIT BY SUB-OBJECT
FISCAL YEAR 2022-23

622435 UPPER PLEASANT VALLEY 52
FUND 22-435

Detail by Revenue and Expenditure Object		2020-21 Actuals	2021-22 Actual [x] Estimated [ ]	2022-23 Recommended Budget	2022-23 Adopted by the Board of Supervisors
REV FROM USE OF MONEY & PROP					
INTEREST	40430	92	86	100	100
TOTAL REV FROM USE OF MONEY & PROP		**92**	**86**	**100**	**100**
CHARGES FOR SERVICES					
OTHER ROAD & STREET SERVICES	41582	6,069	6,176	6,373	6,373
TOTAL CHARGES FOR SERVICES		**6,069**	**6,176**	**6,373**	**6,373**
TOTAL REVENUE		**6,161**	**6,262**	**6,473**	**6,473**
SERVICES AND SUPPLIES					
DPW SERVICES-GENERAL MONEY	62330	478	3,142	27,243	27,253
TOTAL SERVICES AND SUPPLIES		**478**	**3,142**	**27,243**	**27,253**
TOTAL EXPENDITURES/APPROPRIATIONS		**478**	**3,142**	**27,243**	**27,253**
NET COST		**-5,683**	**-3,120**	**20,770**	**20,780**

COUNTY OF SANTA CRUZ

SPECIAL DISTRICTS AND OTHER AGENCIES
FINANCING SOURCES AND USES BY BUDGET UNIT BY SUB-OBJECT
FISCAL YEAR 2022-23

622440 WESTDALE DR CSA 21
FUND 22-440

Detail by Revenue and Expenditure Object		2020-21 Actuals	2021-22 Actual [x] Estimated [ ]	2022-23 Recommended Budget	2022-23 Adopted by the Board of Supervisors
REV FROM USE OF MONEY & PROP					
INTEREST	40430	324	224	500	500
TOTAL REV FROM USE OF MONEY & PROP		**324**	**224**	**500**	**500**
CHARGES FOR SERVICES					
OTHER ROAD & STREET SERVICES	41582	4,391	4,465	5,792	5,792
TOTAL CHARGES FOR SERVICES		**4,391**	**4,465**	**5,792**	**5,792**
TOTAL REVENUE		**4,715**	**4,689**	**6,292**	**6,292**
SERVICES AND SUPPLIES					
DPW SERVICES-GENERAL MONEY	62330	502	6,037	53,947	55,527
TOTAL SERVICES AND SUPPLIES		**502**	**6,037**	**53,947**	**55,527**
TOTAL EXPENDITURES/APPROPRIATIONS		**502**	**6,037**	**53,947**	**55,527**
NET COST		**-4,213**	**1,348**	**47,655**	**49,235**

COUNTY OF SANTA CRUZ

SPECIAL DISTRICTS AND OTHER AGENCIES
FINANCING SOURCES AND USES BY BUDGET UNIT BY SUB-OBJECT
FISCAL YEAR 2022-23

622445 WHITEHOUSE CSA #18
FUND 22-445

Detail by Revenue and Expenditure Object		2020-21 Actuals	2021-22 Actual [x] Estimated [ ]	2022-23 Recommended Budget	2022-23 Adopted by the Board of Supervisors
TAXES					
PROPERTY TAX-CURRENT SEC-GEN	40100	4,294	2,457	4,336	4,336
PROPERTY TAX-CURRENT UNSEC-GEN	40110	73	44	144	144
PROPERTY TAX-PRIOR UNSEC-GEN	40130	15	6	26	26
SUPP PROP TAX-CURRENT SEC	40150	39	95	60	60
SUPP PROP TAX-CURRENT UNSEC	40151	2	1		
SUPP PROP TAX-PRIOR SEC	40160	5	2	7	7
SUPP PROP TAX-PRIOR UNSEC	40161	1	1	1	1
TOTAL TAXES		**4,429**	**2,606**	**4,574**	**4,574**
FINES, FORFEITURES & ASSMNTS					
PENALTIES FOR DELINQUENT TAXES	44142	1		1	1
REDMPTN PNLTIES FOR DELINQ TXS	44143	1		1	1
TOTAL FINES, FORFEITURES & ASSMNTS		**2**	**0**	**2**	**2**
REV FROM USE OF MONEY & PROP					
INTEREST	40430	416	276	645	645
TOTAL REV FROM USE OF MONEY & PROP		**416**	**276**	**645**	**645**
INTERGOVERNMENTAL REVENUES					
ST-NATURAL DISASTER ASSISTANCE	40810		2,420		
ST-HOMEOWNERS' PROP TAX RELIEF	40830	22	22	22	22
FED-FEMA	41093		9,682		
TOTAL INTERGOVERNMENTAL REVENUES		**22**	**12,124**	**22**	**22**
CHARGES FOR SERVICES					
OTHER ROAD & STREET SERVICES	41582	1,963	3,960	3,960	3,960
TOTAL CHARGES FOR SERVICES		**1,963**	**3,960**	**3,960**	**3,960**
TOTAL REVENUE		**6,832**	**18,966**	**9,203**	**9,203**
SERVICES AND SUPPLIES					
DPW SERVICES-GENERAL MONEY	62330	23,453	18,040	71,214	59,875
TOTAL SERVICES AND SUPPLIES		**23,453**	**18,040**	**71,214**	**59,875**
TOTAL EXPENDITURES/APPROPRIATIONS		**23,453**	**18,040**	**71,214**	**59,875**
NET COST		**16,621**	**-926**	**62,011**	**50,672**

SPECIAL DISTRICT BUDGETS
DETAIL
REDEVELOPMENT

This Page Intentionally Left Blank

COUNTY OF SANTA CRUZ

SPECIAL DISTRICTS AND OTHER AGENCIES
FINANCING SOURCES AND USES BY BUDGET UNIT BY SUB-OBJECT
FISCAL YEAR 2022-23

610110 RDA ADMIN - LO/SOQ CAP PROJ
FUND 27-010

Detail by Revenue and Expenditure Object		2020-21 Actuals	2021-22 Actual [x] Estimated [ ]	2022-23 Recommended Budget	2022-23 Adopted by the Board of Supervisors
TAXES					
PROPERTY TAX-CURRENT SEC-GEN	40100	125,000		250,000	250,000
TOTAL TAXES		**125,000**	**0**	**250,000**	**250,000**
REV FROM USE OF MONEY & PROP					
INTEREST	40430	2,606	1,078		
TOTAL REV FROM USE OF MONEY & PROP		**2,606**	**1,078**	**0**	**0**
MISC. REVENUES					
OTHER REVENUE	42384	1,375	875		
TOTAL MISC. REVENUES		**1,375**	**875**	**0**	**0**
TOTAL REVENUE		**128,981**	**1,953**	**250,000**	**250,000**
SERVICES AND SUPPLIES					
DATA PROCESSING SERVICES	62325	71	355	200	200
LEGAL SERVICES	62360	1,250	500	1,500	1,500
PROF & SPECIAL SERV-OTHER	62381	240,086	237,709	244,772	246,871
RENTS/LEASES-STRUC IMP & GRNDS	62610	1,935	1,448	1,500	1,500
TOTAL SERVICES AND SUPPLIES		**243,342**	**240,012**	**247,972**	**250,071**
OTHER CHARGES					
COUNTY OVERHEAD A87/CP	75315	6,658	-2,151	2,028	2,028
TOTAL OTHER CHARGES		**6,658**	**-2,151**	**2,028**	**2,028**
TOTAL EXPENDITURES/APPROPRIATIONS		**250,000**	**237,861**	**250,000**	**252,099**
NET COST		**121,019**	**235,908**	**0**	**2,099**

COUNTY OF SANTA CRUZ

SPECIAL DISTRICTS AND OTHER AGENCIES
FINANCING SOURCES AND USES BY BUDGET UNIT BY SUB-OBJECT
FISCAL YEAR 2022-23

610115 RDA ADMIN - PROPERTY MGMT
FUND 27-015

Detail by Revenue and Expenditure Object		2020-21 Actuals	2021-22 Actual [x] Estimated [ ]	2022-23 Recommended Budget	2022-23 Adopted by the Board of Supervisors
REV FROM USE OF MONEY & PROP					
INTEREST	40430	2,036	1,355	1,000	1,000
RENTS & CONCESSIONS	40440	96,709	70,620	32,820	32,820
TOTAL REV FROM USE OF MONEY & PROP		**98,745**	**71,975**	**33,820**	**33,820**
TOTAL REVENUE		**98,745**	**71,975**	**33,820**	**33,820**
SERVICES AND SUPPLIES					
DPW SERVICES-GENERAL MONEY	62330	118,841	28,251	20,500	21,619
PROF & SPECIAL SERV-OTHER	62381		365		
TOTAL SERVICES AND SUPPLIES		**118,841**	**28,616**	**20,500**	**21,619**
TOTAL EXPENDITURES/APPROPRIATIONS		**118,841**	**28,616**	**20,500**	**21,619**
NET COST		**20,096**	**-43,359**	**-13,320**	**-12,201**

STATE CONTROLLER SCHEDULES
COUNTY BUDGET ACT
JANUARY 2010 EDITION, REVISION #1

SCHEDULE 15

COUNTY OF SANTA CRUZ
SPECIAL DISTRICTS AND OTHER AGENCIES
FINANCING SOURCES AND USES BY BUDGET UNIT BY SUB-OBJECT
FISCAL YEAR 2022-23

611100 RDA CAPITAL PROJECTS FUND
FUND 28-100

Detail by Revenue and Expenditure Object		2020-21 Actuals	2021-22 Actual [x] Estimated [ ]	2022-23 Recommended Budget	2022-23 Adopted by the Board of Supervisors
REV FROM USE OF MONEY & PROP					
INTEREST	40430	66	2	2	2
TOTAL REV FROM USE OF MONEY & PROP		**66**	**2**	**2**	**2**
TOTAL REVENUE		**66**	**2**	**2**	**2**
SERVICES AND SUPPLIES					
PROJECT IMPROVEMENT COSTS	62870	9,750			
TOTAL SERVICES AND SUPPLIES		**-**	**-**	**-**	**-**
OTHER CHARGES					
INTEREST ON BONDS	74310			321	317
TOTAL OTHER CHARGES		**-**	**-**	**321**	**317**
INTRAFUND TRANSFERS					
INTRA-FUND TRF IN-OTHER	95225				
TOTAL INTRAFUND TRANSFERS		**-**	**-**	**-**	**-**
TOTAL EXPENDITURES/APPROPRIATIONS		**9,750**	**-**	**321**	**317**
NET COST		**9,684**	**(2)**	**319**	**315**

COUNTY OF SANTA CRUZ

SPECIAL DISTRICTS AND OTHER AGENCIES
FINANCING SOURCES AND USES BY BUDGET UNIT BY SUB-OBJECT
FISCAL YEAR 2022-23

136110 CO RDA S/A-CAP TAX INCREMENT
FUND 32-121

Detail by Revenue and Expenditure Object		2020-21 Actuals	2021-22 Actual [x] Estimated [ ]	2022-23 Recommended Budget	2022-23 Adopted by the Board of Supervisors
TAXES					
PROPERTY TAX-CURRENT SEC-GEN	40100	15,608,408	18,017,229	14,110,454	14,110,454
TOTAL TAXES		**15,608,408**	**18,017,229**	**14,110,454**	**14,110,454**
REV FROM USE OF MONEY & PROP					
INTEREST	40430	106,353	40,193	25,236	25,236
INTEREST-NON COUNTY TREASURER	40435		1,867		
TOTAL REV FROM USE OF MONEY & PROP		**106,353**	**42,060**	**25,236**	**25,236**
TOTAL REVENUE		**15,714,761**	**18,059,289**	**14,135,690**	**14,135,690**
SERVICES AND SUPPLIES					
FISCAL AGENTS FEES	62345	18,100	18,100	23,000	23,000
PROF & SPECIAL SERV-OTHER	62381	102,285	11,271	313,000	313,000
TOTAL SERVICES AND SUPPLIES		**120,385**	**29,371**	**336,000**	**336,000**
OTHER CHARGES					
PRINCIPAL ON BONDS	74226	7,890,000	8,195,000	8,570,000	8,570,000
INTEREST ON BONDS	74310	8,138,170	7,813,507	7,460,147	7,460,147
TOTAL OTHER CHARGES		**16,028,170**	**16,008,507**	**16,030,147**	**16,030,147**
TOTAL EXPENDITURES/APPROPRIATIONS		**16,148,555**	**16,037,878**	**16,366,147**	**16,366,147**
NET COST		**433,794**	**-2,021,411**	**2,230,457**	**2,230,457**

APPENDIX

This Page Intentionally Left Blank

County of Santa Cruz Board of Supervisors
Agenda Item Submittal
From: Auditor-Controller-Treasurer-Tax Collector
(831) 454-2500
Subject: Adopted Budget Actions for Fiscal Year 2022-23
Meeting Date: September 20, 2022

Recommended Action(s):

1) Adopt resolution adopting the Fiscal Year (FY) 2022-23 budget for County Funds and Special Districts Governed by the Board of Supervisors as shown on Attachment A;

2) Adopt resolution establishing appropriation limitations for the County and Board Governed Special Districts as shown on Attachment B;

3) Adopt resolutions accepting unanticipated revenue related to the prior fiscal year, previously authorized in your Last Day report as shown on Attachments C through E;

4) Approve transfers of appropriations related to the prior fiscal year, previously authorized in your Last Day report as shown on Attachment F;

5) Cancel various appropriations due to insufficient funding or contingency balances that exceed legal limitations as shown on Attachment G, and refer to the County Administrative Office for a report back on any additionally needed actions; and

6) Approve the revised Personnel Summary and Continuing Agreements list reflecting actions and corrections as authorized by the Board during budget hearings and concluding actions, as well as those incorporated in the final budget.

Executive Summary
Adopt the Santa Cruz County Final Budget for FY 2022-23 in compliance with California Government Code §29088.

Background
California Government Code §29088 requires the Board approve the Final Budget by resolution no later than October 2 of each year. The Adopted Budget adjusts the Proposed Budget presented in May 2022, and includes changes resulting from the financial year-end closing processes and changes authorized during budget hearings and summarized in the Concluding and Last Day actions.

Analysis
The Final Adopted Budget includes budgets for the County General Fund, Special

Revenue Funds (primarily the Road Fund and Housing Funds), Less than County Wide Funds (Library and County Fire funds), Capital Projects Funds, Board of Supervisors Governed Special Districts, and Internal Service and Enterprise Funds.

This Budget includes $102.2 million that has been reserved (obligated) in the General Fund for specific purposes. These reserves (obligations) are detailed on page 4 of the Adopted Budget. The total Committed and Assigned Obligations of $67.5 million represents 10% of the General Fund operating revenues in accordance with the County's Fund Balance Policy, which states that the minimum fund balance in the County General Fund's Committed and Assigned fund balance categories shall be no less than a total of 7% of the upcoming budget year's estimated revenues. In addition, the General Fund appropriations include a contingency of $7.4 million, as found on page 33 of the Adopted Budget.

The total number of authorized positions is 2,804.26, as shown in the Adopted Positions column on page 251 of the Adopted Budget.

The Adopted Budget adjusts the Proposed Budget presented in May 2022, and includes changes resulting from the financial year-end closing processes and includes all changes approved by your Board during the budget hearings including changes authorized in the Concluding and Last Day actions as reflected in the summary below.

Final budgeted appropriations are summarized in Table 1 below.

Table 1 - FY 2022-23 Adopted Budget

General Fund	$ 712.0	million
Special Revenue Funds	116.9	million
Less than County Wide Funds	17.3	million
Capital Projects Funds	65.0	million
Total Governmental Funds	$ 911.2	million
Special Districts and Other Agencies (Board of Supervisors Governed)	59.0	million
Internal Service Funds	135.6	million
Enterprise Funds	34.3	million
Total Appropriations for All Funds	$ 1,140.1	million

FY 2022-2023 General Fund Revised Budget to Final Budget Reconciliation

The final FY 2021-22 year-end available Fund Balance for the General Fund was $19.5 million, as shown on page 1 of the Adopted Budget. Restrictions, commitments, and assignments were decreased in the amount of $19.7 million, for a net available fund balance of $39.1 million.

The FY 2022-23 Proposed Budget presented a projected year-end available Fund Balance for the General Fund of $30.9 million, less an increase to commitments and assignments of $10.8 million, for a net available fund balance of $20.1 million.

This represents an increase to available Fund Balance of $18,994,218 to be adjusted

for, in accordance with the Board's Last Day and Concluding Direction as detailed in Table 2 below.

Table 2 - FY 2022-23 Change in Fund Balance

FY 2022-2023 Adopted Budget (September 20, 2022)			
Total Fund Balance	$ 19,464,051		Adopted Budget Pg 1, Sch 1
Plus Net Cancellation of Obligations/Reserves	$ 19,660,566		Adopted Budget Pg 4, Sch 4
General Fund Contribution**		$ 39,124,617	
FY 2022-2023 Proposed Budget (May 10, 2022)			
Total Fund Balance	$ 30,923,521		Proposed Budget Pg 215, Sch 1
Less Increase to Obligations/Reserves	$ (10,793,122)		Proposed Budget Pg 218, Sch 4
General Fund Contribution**		$ 20,130,399	
Increased Fund Balance Available		**$ 18,994,218**	
Allocation of Increased General Fund Balance			
Net Supplemental Budget Adustments	$ 23,373		
Encumbrance Carryover	$ (8,716,787)		
Net Rebudget Requests	$ (304,404)		
Net Other Adjustments	$ (9,996,400)		
Allocation of General Fund Balance Available		**$ (18,994,218)**	

** General Fund Contribution represents total budgeted revenues less total budgeted expenditures

GASB Statement No. 84 Impact on 2022-2023 Adopted Budget

In fiscal year 2020-21, the County of Santa Cruz implemented Government Accounting Standards Board (GASB) Statement No. 84, Fiduciary Activities. GASB Statement No. 84 provided improved guidance regarding the identification of fiduciary activities for accounting and financial reporting purposes, and this implementation had an impact on the 2022-23 budget.

The GASB 84 funds are classified as sub-funds within the General Fund. These new sub-funds added $64,727,813 to Fund Balance in the General Funds. However, the majority of that Fund Balance, $33,308,729 was classified as Restricted Fund balance, as the funds were restricted for specific purposes. A total of $31,714,430 was classified as Assigned, the majority of which is assigned for Health Services.

Additionally, 13 of these GASB Statement No. 84 sub-funds have budgeted revenues and expenditures included in the 2022-23 Adopted Budget. The net difference between revenues and expenditures for these 13 funds is $123,563, resulting in an decrease of that amount to Restricted Fund Balance as reported on Schedule 4, page 4 of the Adopted Budget.

Financial Impact

The FY 2022-23 Adopted Budget represents a structurally balanced operating and expenditure plan of $911 million and provides the needed resources to continue delivering high quality public services that enrich our residents' quality of life.

Strategic Plan Element(s)

6.A (Operational Excellence: Customer Experience) - The agenda item addresses this

goal by ensuring adequate funding is in place to support community needs and obligations.

Submitted by:
Edith Driscoll, Auditor-Controller-Treasurer-Tax Collector

Recommended by:
Carlos J. Palacios, County Administrative Officer

Attachments:

Resolution Adopting the 2022-2023 Budget Attachment A
Resolution Prop 4 General Fund 2022-2023 Attachment B
AUD60 County Counsel Attachment C
AUD60 General Services Attachment D
AUD60 County Clerk Attachment E
List of AUD74 Budget Transfers 2021-2022 Attachment F
Required Reductions in 2022-2023 Appropriations Attachment G
General Fund Appropriation Limitation Attachmement B.1
Board Governed Appropriation Limitation Attachment B.2

DocuSign Envelope ID: 4C1DB4FB-C1BB-4A0A-B2F1-4CC2FC506E25

Adopted 09/20/2022
Board of Supervisors
DOC-2022-778 17.a

BEFORE THE BOARD OF SUPERVISORS
OF THE COUNTY OF SANTA CRUZ, STATE OF CALIFORNIA

RESOLUTION NO. 241-2022

On motion of Supervisor Friend
Duly seconded by Supervisor McPherson
The following resolution is adopted.

RESOLUTION ADOPTING THE ADOPTED BUDGET

WHEREAS, Sections 29080 and 29081 of the Government Code regarding budget hearings have been complied with; and

WHEREAS, said hearings have been terminated, during which time all additions and deletions to the proposed budget for 2022-2023 were made or authorized;

NOW, THEREFORE, BE IT RESOLVED, in accordance with Sections 29089 and 29090 of the Government Code, that the Adopted Budget of the County of Santa Cruz and Special Districts for the fiscal year 2022-2023, for which the Board of Supervisors is the governing board, is hereby adopted by reference to the attached Adopted Budget.

BE IT FURTHER RESOLVED, that the County Administrative Officer is authorized to approve certain budget modifications and transfers in accordance with Title 1, Section 410 of the County of Santa Cruz Policies and Procedures.

PASSED AND ADOPTED by the Board of Supervisors of the County of Santa Cruz, State of California, this 20th day of September, 2022, by the following vote:

AYES: Supervisors: Friend, Coonerty, Caput, McPherson and Koenig
NOES: None
ABSENT: None

DS

DocuSigned by:
Manu Koenig
43369812764640D...

Manu Koenig
Chairperson of the Board

ATTEST:

DocuSigned by:
Juliette Burke
466B074F3141450...

Juliette Burke
Deputy Clerk of the Board

DocuSign Envelope ID: 4C1DB4FB-C1BB-4A0A-B2F1-4CC2FC506E25

APPROVED AS TO FORM:

DocuSigned by:
Jason Heath 9/7/2022
AF757CF913B5419...

jason Heath (9/7/2022, AMS 13000)
Office of the County Counsel

DISTRIBUTION: Auditor-Controller-Treasurer-Tax Collector (2)
County Administrative Officer
County Counsel
State Controller

DocuSign Envelope ID: E01E07AE-681E-4B00-AB52-7BDF45DEFDBB

Adopted 09/20/2022
Board of Supervisors
DOC-2022-778 17.b

BEFORE THE BOARD OF SUPERVISORS
OF THE COUNTY OF SANTA CRUZ, STATE OF CALIFORNIA

RESOLUTION NO. 242-2022
On motion of Supervisor Friend
Duly seconded by Supervisor McPherson
The following resolution is adopted.

RESOLUTION ESTABLISHING FISCAL YEAR 2022-2023 APPROPRIATION LIMIT UNDER ARTICLE XIII B OF THE CALIFORNIA CONSTITUTION, AND ESTABLISHING PERIOD FOR CONTESTING SUCH LIMITS FOR THE COUNTY AND BOARD OF SUPERVISORS GOVERNED SPECIAL DISTRICTS

WHEREAS, Article XIII B of the California Constitution provides that the state and each local government shall be subject to an annual appropriation limit as defined in that Article; and

WHEREAS, Article XIII B Section 8(e)(2) requires the Governing Body to select the Change in Cost of Living methodology each year by recorded vote; and

WHEREAS, the change in California Per Capita Income provides the greatest result rather than using the percentage change in the Local Assessment roll from the preceding year; and

WHEREAS, the Auditor-Controller-Treasurer-Tax Collector of the County of Santa Cruz has computed the appropriations limit for the fiscal year 2022-2023; and

WHEREAS, the Auditor-Controller-Treasurer-Tax Collector of the County of Santa Cruz has prepared the applicable Statements showing the calculation and such detailed Statements are available for public review during business hours and after reasonable notice in the Auditor-Controller-Treasurer-Tax Collector's Office;

NOW, THEREFORE, BE IT RESOLVED, that the County of Santa Cruz selects the change in California Per Capita Income and the change in population within its jurisdiction, combined with the change in population within all counties having borders that are contiguous to that county (Government Code section 7901(b)(2) methodology), for use in calculating its appropriation limit for fiscal year 2022-2023; and

BE IT FURTHER RESOLVED that, the appropriation limit for the County of Santa Cruz for the fiscal year 2022-2023 as shown on Attachment 1 is hereby established as $637,458,167 and that such appropriation limit may be adjusted at a later date in accordance with Sections 3 and 11 of Article XIII B of the California Constitution; and

DocuSign Envelope ID: E01E07AE-681E-4B00-AB52-7BDF45DEFDBB

BE IT FURTHER RESOLVED that the appropriation limit for the Board of Supervisors Governed Special Districts for the fiscal year 2022-2023 is hereby established as shown on Attachment 2, and that such appropriation limit may be adjusted at a later date in accordance with Sections 3 and 11 of Article XIII B of the California Constitution; and

BE IT FURTHER RESOLVED that the appropriation limit for the County and Board of Supervisors Governed Special Districts for the fiscal year 2022-2023 may be adjusted at a later date in the event that revenues which are unanticipated, and classified as proceeds of taxes in accordance with Section 8(c) of Article XIII B of the California Constitution, are received and appropriated; and

BE IT FURTHER RESOLVED that any judicial action or proceeding to attach, review, set aside, void or annul the appropriation limits established by this resolution shall be commenced within 45 days from the date of this resolution in accordance with Government Code section 7910.

PASSED AND ADOPTED by the Board of Supervisors of the County of Santa Cruz, State of California, this 20th day of September 2022, by the following vote:

AYES: Supervisors: Friend, Coonerty, Caput, McPherson and Koenig
NOES: None
ABSEN: None

DocuSigned by:
Manu Koenig
43369812764640D...

Manu Koenig
Chairperson of the Board of Supervisors

ATTEST:

DocuSigned by:
Juliette Burke
466B074F3141450...

Juliette Burke
Deputy Clerk of the Board

DS

APPROVED AS TO FORM:

DocuSigned by:
Jason Heath
AF757CF913B5419...
9/6/2022

jason Heath (9/7/22, AMS 13000)
Office of the County Counsel

DISTRIBUTION: CAO
County Counsel
Auditor-Controller-Treasurer-Tax Collector

Attachment 1

COUNTY OF SANTA CRUZ

General Fund

Calculation of Appropriations Subject to Limitations

For the 2022-2023 Fiscal Year

		2022-23 Governmental Funds Only
Proceeds of Taxes	$	218,479,795
Adjustments		
1. Less: TRAN Interest Expense		578,437
2. Less: State and Federal Mandated Costs		17,342,172
Total Exclusions		17,920,609
Total 2022-23 Appropriations Subject to Limitation		200,559,186
2022-23 Appropriations Limitation		637,458,167
Amount Over/(Under) Limitation	$	(436,898,981)

Attachment 2

COUNTY OF SANTA CRUZ

Board of Supervisors Governed Districts

Appropriation Limitations

For the 2022-2023 Fiscal Year

		Appropriations		
Index	District Name	Subject to Limit	Limit	Under Limit
625105	Boulder Creek CSA # 7	$0	$70,681	$70,681
622150	Empire Acres Special Road CSA # 17	$8,266	$20,526	$12,260
622190	Huckleberry Woods Road CSA # 15	$8,478	$79,220	$70,743
622195	Hutchinson Road CSA # 13	$51,702	$328,476	$276,774
304300	Pajaro Dunes CSA # 4 & Zone A	$865,783	$1,826,097	$960,314
625143	Place de Mer CSA # 2	$0	$448,575	$448,575
622320	Robak Drive Road CSA # 16	$8,026	$41,131	$33,105
625200	Sand Dollar Beach CSA # 5	$0	$426,657	$426,657
625125	Davenport - County Sanitation District	$44,000	$299,628	$255,628
622445	Whitehouse Canyon Road Maintenance Distri	$4,945	$15,546	$10,601

DocuSign Envelope ID: 78900755-F464-4E02-AE97-B411FED97140

BEFORE THE BOARD OF SUPERVISORS
OF THE COUNTY OF SANTA CRUZ, STATE OF CALIFORNIA

Adopted 09/20/2022
Board of Supervisors
DOC-2022-778 17.c

Resolution No. 243-2022

On the motion of Supervisor Friend
Duly seconded by Supervisor McPherson
The following resolution is adopted:

RESOLUTION ACCEPTING UNANTICIPATED REVENUE

WHEREAS, the County of Santa Cruz is the recipient of funds, in the amount of $ 63,987,
from County Counsel - Risk Management Services,
for the County Counsel - PERS and Professional and Special Services - Other program; and

WHEREAS, the above-referenced funds are either in excess of those anticipated or are not specifically set forth in the current fiscal year budget for the County; and

WHEREAS, pursuant to Government Code section 29130(b), such funds may be made available for specific appropriation by four-fifths vote of the Board of Supervisors;

NOW, THEREFORE, BE IT RESOLVED AND ORDERED that the Santa Cruz County Auditor-Controller-Treasurer-Tax Collector accept the amount of $ 63,987 for the CC - PERS and Prof. and Spec. Services - Other program.

GL Key	GL Object	JL Key	JL Object	Amount	Account Description
242000	42066			63,987	COUNTY COUNSEL-RISK MANAGEMENT SERVICES

and that such funds be and are hereby appointed as follows:

GL Key	GL Object	JL Key	JL Object	Amount	Account Description
242000	52015			56,953	COUNTY COUNSEL-PERS
242000	62381			7,034	COUNTY COUNSEL-PROF & SPECIAL SERV-OTHER

DocuSign Envelope ID: 78900755-F464-4E02-AE97-B411FED97140

PASSED AND ADOPTED BY THE Board of Supervisors of the County of Santa Cruz, State of California, this 20th day of September, 2022 by the following vote (requires four-fifths vote for approval):

AYES: Supervisors: Friend, Coonerty, Caput, McPherson and Koenig

NOES: None

ABSENT: None

DS

DocuSigned by:
Manu Koenig
43369812764640D...

Manu Koenig
Chair of the Board of Supervisors

DocuSigned by:
Juliette Burke
466B074F3141450...

ATTEST: _____

Juliette Burke
Deputy Clerk of the Board

DEPARTMENT HEAD I hereby certify that the fiscal provisions have been researched and that the Revenue(s) (has been)(will be) received within the current fiscal year.

BY: DocuSigned by: Edith Winscott 2340485E9BBC4F7... Department Head

Date: 9/6/2022

COUNTY ADMINISTRATIVE OFFICER /_x_/ Recommended to Board

/_____/ Not Recommended to Board

APPROVED AS TO FORM:

DocuSigned by:
Jason Heath
AF757CF913B5419...
9/6/2022

Jason M. Heath (9/7/2022, AMS 13000)
Office of the County Counsel

APPROVED AS TO ACCOUNTING DETAIL:

DocuSigned by:
Laura Bowers
84158B390F9243F...
9/6/2022

Auditor-Controller-Treasurer-Tax Collector

Distribution:

Auditor-Controller-Treasurer-Tax Collector
County Counsel
County Administrative Officer
Originating Department

DocuSign Envelope ID: 2204112D-CE97-49FD-8E62-63CF65D0592B

BEFORE THE BOARD OF SUPERVISORS
OF THE COUNTY OF SANTA CRUZ, STATE OF CALIFORNIA

Adopted 09/20/2022
Board of Supervisors
DOC-2022-778 17.d

Resolution No. 244-2022

On the motion of Supervisor Friend
Duly seconded by Supervisor McPherson
The following resolution is adopted:

RESOLUTION ACCEPTING UNANTICIPATED REVENUE

WHEREAS, the County of Santa Cruz is the recipient of funds, in the amount of $ 121,344,
from General Services - Other Revenue,
for the General Services - Regular Pay-Extra Help program; and

WHEREAS, the above-referenced funds are either in excess of those anticipated or are not specifically set forth in the current fiscal year budget for the County; and

WHEREAS, pursuant to Government Code section 29130(b), such funds may be made available for specific appropriation by four-fifths vote of the Board of Supervisors;

NOW, THEREFORE, BE IT RESOLVED AND ORDERED that the Santa Cruz County Auditor-Controller-Treasurer-Tax Collector accept the amount of $ 121,344 for the GS – Regular Pay-Extra Help program.

GL Key	GL Object	JL Key	JL Object	Amount	Account Description
333100	42384			121,344	GENERAL SERVICES-OTHER REVENUE

and that such funds be and are hereby appointed as follows:

GL Key	GL Object	JL Key	JL Object	Amount	Account Description
333100	51010			121,344	GENERAL SERVICES-REGULAR PAY-EXTRA HELP

DocuSign Envelope ID: 2204112D-CE97-49FD-8E62-63CF65D0592B

PASSED AND ADOPTED BY THE Board of Supervisors of the County of Santa Cruz, State of California, this 20th day of September, 2022 by the following vote (requires four-fifths vote for approval):

AYES: Supervisors: Friend, Coonerty, Caput, McPherson and Koenig

NOES: None

ABSENT: None

DS

DocuSigned by:
Manu Koenig
43369812764640D...

Manu Koenig
Chair of the Board of Supervisors

ATTEST: DocuSigned by: Juliette Burke 466B074F3141450...

Juliette Burke
Deputy Clerk of the Board

DEPARTMENT HEAD I hereby certify that the fiscal provisions have been researched and that the Revenue(s) (has been)(will be) received within the current fiscal year.

BY: DocuSigned by: Edith Wurzell 2340485E9BBC4F7...

Department Head

Date: 9/6/2022

COUNTY ADMINISTRATIVE OFFICER /__X__/ Recommended to Board

/_____/ Not Recommended to Board

APPROVED AS TO FORM:

DocuSigned by: Jason Heath AF757CF913B5419... 9/6/2022

Jason M. Heath (9/7/2022, AMS 13000)
Office of the County Counsel

APPROVED AS TO ACCOUNTING DETAIL:

DocuSigned by: Laura Bowers 84158B390F9243E... 9/6/2022

Auditor-Controller-Treasurer-Tax Collector

Distribution:

Auditor-Controller-Treasurer-Tax Collector
County Counsel
County Administrative Officer
Originating Department

DocuSign Envelope ID: 54762478-09F1-4514-BDA3-9ED91A2DF552

BEFORE THE BOARD OF SUPERVISORS
OF THE COUNTY OF SANTA CRUZ, STATE OF CALIFORNIA

Adopted 09/20/2022
Board of Supervisors
DOC-2022-778 17.e

Resolution No. 245-2022

On the motion of Supervisor Friend
Duly seconded by Supervisor McPherson
The following resolution is adopted:

RESOLUTION ACCEPTING UNANTICIPATED REVENUE

WHEREAS, the County of Santa Cruz is the recipient of funds, in the amount of $ 247,622,
from County Clerk various fees,
for the Regular pay, supplies, principal & interest on ROU leases, and intra-fund transfers program; and

WHEREAS, the above-referenced funds are either in excess of those anticipated or are not specifically set forth in the current fiscal year budget for the County; and

WHEREAS, pursuant to Government Code section 29130(b), such funds may be made available for specific appropriation by four-fifths vote of the Board of Supervisors;

NOW, THEREFORE, BE IT RESOLVED AND ORDERED that the Santa Cruz County Auditor-Controller-Treasurer-Tax Collector accept the amount of $ 247,622 for the Regular pay, supplies, prin & int on RCU leases, and intra-fund transfers program.

GL Key	GL Object	JL Key	JL Object	Amount	Account Description
214100	41564			9,214	COUNTY CLERK-MARRIAGE LIC PUBLIC
214100	41244			11,573	COUNTY CLERK-POSTAGE REIMBURSEMENT
214100	41561			51,745	COUNTY CLERK-PASSPORT FEES
214000	41242			71,170	COUNTY CLERK-DISTRICT ELECTION CHARGES
214000	40894			72,025	COUNTY CLERK-ST-OTHER
214000	41240			31,895	COUNTY CLERK-CANDIDATE FILING FEE

and that such funds be and are hereby appointed as follows:

GL Key	GL Object	JL Key	JL Object	Amount	Account Description
214000	62223			91,609	COUNTY CLERK-SUPPLIES
214000	95220			91	COUNTY CLERK-INTRA-FUND TRF-MANAGEMNT SERVS
214000	74231			126,362	COUNTY CLERK-PRINCIPAL ON ROU LEASES
214000	74421			17,670	COUNTY CLERK-INTEREST ON ROU LEASES
214000	51010			11,890	COUNTY CLERK-REGULAR PAY-EXTRA HELP

DocuSign Envelope ID: 54762478-09F1-4514-BDA3-9ED91A2DF552

PASSED AND ADOPTED BY THE Board of Supervisors of the County of Santa Cruz, State of California, this 20th day of September, 2022 by the following vote (requires four-fifths vote for approval):

AYES: Supervisors: Friend, Coonerty, Caput, McPherson and Koenig

NOES: None

ABSENT: None

DS

DocuSigned by:
Manu Koenig
43369812764640D...

Manu Koenig
Chair of the Board of Supervisors

ATTEST: DocuSigned by:
Juliette Burke
466B074F3141450...

Juliette Burke
Deputy Clerk of the Board

DEPARTMENT HEAD I hereby certify that the fiscal provisions have been researched and that the Revenue(s) (has been)(will be) received within the current fiscal year.

BY: DocuSigned by:
Edith Wurzell
2340485E9BBC4F7...
Department Head

Date: 9/6/2022

COUNTY ADMINISTRATIVE OFFICER /_x_/ Recommended to Board

/_____/ Not Recommended to Board

APPROVED AS TO FORM:
DocuSigned by:
Jason Heath
AF757CF913B5419...
9/6/2022
Jason M. Heath (9/7/2022, AMS 13000)
Office of the County Counsel

APPROVED AS TO ACCOUNTING DETAIL:
DocuSigned by:
Laura Bowers
84158B390F9243F...
9/6/2022
Auditor-Controller-Treasurer-Tax Collector

Distribution:
Auditor-Controller-Treasurer-Tax Collector
County Counsel
County Administrative Officer
Originating Department

COUNTY OF SANTA CRUZ

BOARD OF SUPERVISORS

RATIFICATION OF 2021-22 YEAR END AUD74 BUDGET TRANSFERS

JOURNAL REF.	GL KEY	OBJECT	DEPARTMENT	OBJECT TITLE	TRF TO AMOUNT	TRF FROM AMOUNT
GENERAL FUND 10-110:						
JD60172	103400	95220	AGRICULTURAL COMMISSIONER & WT	INTRA-FUND TRF-MANAGEMNT SERVS	$ 23	-
JD60172	103400	86204	AGRICULTURAL COMMISSIONER & WT	EQUIPMENT	$ -	(23)
JD60172	106000	51000	AGRICULTURAL EXTENSION SERVICE	REGULAR PAY-PERMANENT	$ 2,295	-
JD60172	131375	98700	CUSTODIAL FUNDS	APPROP FOR CONTINGENCIES	$ -	(2,295)
JD60172	109100	51000	ASSESSOR	REGULAR PAY-PERMANENT	$ 36,960	-
JD60172	109100	95225	ASSESSOR	INTRA-FUND TRF IN-OTHER	$ 22,860	-
JD60172	109100	62325	ASSESSOR	DATA PROCESSING SERVICES	$ -	(59,820)
JD60172	131220	74225	CUSTODIAL FUNDS	PRINCIPAL ON COPS/NOTES	$ 205,193	-
JD60172	131375	98700	CUSTODIAL FUNDS	APPROP FOR CONTINGENCIES	$ -	(205,193)
JD60172	131215	75500	CUSTODIAL FUNDS	DEBT ISSUANCE COSTS	$ 26,428	-
JD60172	131217	62301	CUSTODIAL FUNDS	ACCOUNTING AND AUDITING FEES	$ -	(26,428)
JD60172	214000	62223	COUNTY CLERK	SUPPLIES	$ 227,712	-
JD60172	131375	98700	CUSTODIAL FUNDS	APPROP FOR CONTINGENCIES	$ -	(227,712)
JD60172	661300	95223	SHERIFF-CORONER	INTRA-FUND TRF-POB	$ 6,000,000	-
JD60172	131216	95223	CUSTODIAL FUNDS	INTRA-FUND TRF-POB	$ 3,267,800	-
JD60172	131220	75231	CUSTODIAL FUNDS	CONTRIB TO OTHER AGENCIES-OTH	$ -	(9,267,800)
JD60172	156000	62928	BOARD OF SUPERVISORS	TRAVEL-OTHER(NON-REP'T)	$ -	(23)
JD60172	151000	95220	BOARD OF SUPERVISORS	INTRA-FUND TRF-MANAGEMNT SERVS	$ 23	-
JD60172	186000	62856	COUNTY ADMINISTRATIVE OFFICE	SPECIAL MISC EXPENSE-SERVICES	$ -	(54)
JD60172	181000	74420	COUNTY ADMINISTRATIVE OFFICE	INTEREST ON LEASE PURCHASES	$ 54	-
JD60172	231000	62381	COUNTY RECORDER	PROF & SPECIAL SERV-OTHER	$ -	(43,908)
JD60172	231000	95220	COUNTY RECORDER	INTRA-FUND TRF-MANAGEMNT SERVS	$ 43,908	-
JD60172	251000	62856	CHILD SUPPORT SERVICES DEPT	SPECIAL MISC EXPENSE-SERVICES	$ -	(230,422)
JD60172	251000	74421	CHILD SUPPORT SERVICES DEPT	INTEREST ON ROU LEASES	$ 28,002	-
JD60172	251000	74231	CHILD SUPPORT SERVICES DEPT	PRINCIPAL ON ROU LEASES	$ 201,535	-
JD60172	251000	95226	CHILD SUPPORT SERVICES DEPT	INTRA-FUND TRF OUT-OTHER	$ 885	-
JD60172	272100	62610	DISTRICT ATTORNEY/PUBLIC ADMIN	RENTS/LEASES-STRUC IMP & GRNDS	$ -	(319,456)
JD60172	272100	74421	DISTRICT ATTORNEY/PUBLIC ADMIN	INTEREST ON ROU LEASES	$ 39,839	-
JD60172	272100	74231	DISTRICT ATTORNEY/PUBLIC ADMIN	PRINCIPAL ON ROU LEASES	$ 172,982	-
JD60172	272100	95223	DISTRICT ATTORNEY/PUBLIC ADMIN	INTRA-FUND TRF-POB	$ 973,800	-
JD60172	272100	52015	DISTRICT ATTORNEY/PUBLIC ADMIN	PERS	$ -	(867,165)
JD60172	302100	55021	EMERGENCY SERVICES	OTHER BENEFITS MISC	$ 2,281	-
JD60172	302100	95220	EMERGENCY SERVICES	INTRA-FUND TRF-MANAGEMNT SERVS	$ 7,217	-
JD60172	302200	98705	EMERGENCY SERVICES	LIQD PR YR ENCUMB APPROPS	$ 4,912	-
JD60172	302100	75230	EMERGENCY SERVICES	CONTRIB TO OTHER AGENCIES-OTH	$ -	(12,129)
JD60172	302100	62227	EMERGENCY SERVICES	SOFTWARE LICENSE SERVICES	$ -	(2,281)
JD60172	331000	74420	GENERAL SERVICES	INTEREST ON LEASE PURCHASES	$ 494	-
JD60172	333600	62365	GENERAL SERVICES	MANAGEMENT SERVICES	$ -	(494)
JD60172	392100	74231	HUMAN SERVICES DEPT	PRINCIPAL ON ROU LEASES	$ 1,053,979	-
JD60172	392100	62885	HUMAN SERVICES DEPT	CHILD PROTECTION-ORIGINAL	$ -	(297,238)
JD60172	392100	74421	HUMAN SERVICES DEPT	INTEREST ON ROU LEASES	$ 297,238	-
JD60172	393000	51000	HUMAN SERVICES DEPT	REGULAR PAY-PERMANENT	$ 8,619	-
JD60172	393000	62381	HUMAN SERVICES DEPT	PROF & SPECIAL SERV-OTHER	$ -	(8,619)
JD60172	392100	62610	HUMAN SERVICES DEPT	RENTS/LEASES-STRUC IMP & GRNDS	$ -	(1,053,979)
JD60172	492300	62380	PARKS, OPEN SPACE & CULTURAL S	POSCS SERVICES	$ -	(5,196)
JD60172	491100	74231	PARKS, OPEN SPACE & CULTURAL S	PRINCIPAL ON ROU LEASES	$ 4,790	-
JD60172	491100	74421	PARKS, OPEN SPACE & CULTURAL S	INTEREST ON ROU LEASES	$ 406	-
JD60172	541710	74231	PLANNING	PRINCIPAL ON ROU LEASES	$ 4,207	-
JD60172	543510	62381	PLANNING	PROF & SPECIAL SERV-OTHER	$ -	(4,207)
JD60172	574000	95223	PROBATION	INTRA-FUND TRF-POB	$ 1,209,042	-
JD60172	574000	62857	PROBATION	SPECIAL MISC EXPENSE-SUPPLIES	$ -	(72,088)
JD60172	577000	95002	PROBATION	INTRA-FUND TRANSFERS-OUT	$ 209,763	-
JD60172	574000	74231	PROBATION	PRINCIPAL ON ROU LEASES	$ 270,585	-
JD60172	574000	74421	PROBATION	INTEREST ON ROU LEASES	$ 72,088	-
JD60172	574000	52015	PROBATION	PERS	$ -	(1,209,042)
JD60172	574000	62610	PROBATION	RENTS/LEASES-STRUC IMP & GRNDS	$ -	(270,585)

COUNTY OF SANTA CRUZ

BOARD OF SUPERVISORS

RATIFICATION OF 2021-22 YEAR END AUD74 BUDGET TRANSFERS

JD60172	577000	62381	PROBATION	PROF & SPECIAL SERV-OTHER	$	-	(209,763)
JD60172	131375	98700	CUSTODIAL FUNDS	APPROP FOR CONTINGENCIES	$	-	(21,547)
JD60172	592100	86110	PUBLIC DEFENDER	BUILDINGS AND IMPROVEMENTS	$	-	(183,484)
JD60172	592100	51000	PUBLIC DEFENDER	REGULAR PAY-PERMANENT	$	39,196	-
JD60172	591000	74421	PUBLIC DEFENDER	INTEREST ON ROU LEASES	$	12,602	-
JD60172	591000	74231	PUBLIC DEFENDER	PRINCIPAL ON ROU LEASES	$	60,029	-
JD60172	592100	62610	PUBLIC DEFENDER	RENTS/LEASES-STRUC IMP & GRNDS	$	93,204	-
JD60172	664001	62856	SHERIFF-CORONER	SPECIAL MISC EXPENSE-SERVICES	$	1,373,760	-
JD60172	661800	74421	SHERIFF-CORONER	INTEREST ON ROU LEASES	$	27,199	-
JD60172	661800	74231	SHERIFF-CORONER	PRINCIPAL ON ROU LEASES	$	165,929	-
JD60172	661300	52015	SHERIFF-CORONER	PERS	$	-	(1,566,888)
TOTAL FUND 10110					**$**	**16,167,839**	**$ (16,167,839)**

JOURNAL REF.	GL KEY	OBJECT	DEPARTMENT	OBJECT TITLE		TRF TO AMOUNT	TRF FROM AMOUNT
GENERAL FUND 10-300 (HEALTH SERVICE AGENCY):							
JD60172	360110	61220	HEALTH SERVICES AGENCY	TELECOM SERVICES	$	-	(6,735,062)
JD60172	361950	74231	HEALTH SERVICES AGENCY	PRINCIPAL ON ROU LEASES	$	161,881	-
JD60172	361950	74421	HEALTH SERVICES AGENCY	INTEREST ON ROU LEASES	$	56,665	-
JD60172	362100	75230	HEALTH SERVICES AGENCY	CONTRIB TO OTHER AGENCIES-OTH	$	4,614,947	
JD60172	365200	75294	HEALTH SERVICES AGENCY	TRUST FUND DISBURSEMENTS	$	1,901,569	-
TOTAL FUND 10300					**$**	**6,735,062**	**$ (6,735,062)**

COUNTY OF SANTA CRUZ

REQUIRED REDUCTIONS IN 2022-2023 APPROPRIATIONS

DUE TO INSUFFICIENT FUNDING OR LEGAL LIMITATIONS

FUND TYPE	FUND	GL KEY	TITLE	OBJECT AND NAME		CANCELLATION OF APPROPRIATIONS	
21	21001	620103	PAJ VAL RDSIDE/WAY IMPROVE FND	62330	DPW SERVICES-GENERAL MONEY	$	2,759
21	21001	620104	LIVE OAK/ROADSIDE/WAY IMPR FND	62330	DPW SERVICES-GENERAL MONEY	$	110,653
21	21002	620203	PAJARO VALLEY TRANS IMPROV FND	62330	DPW SERVICES-GENERAL MONEY	$	33,937
21	21002	620204	LIVE OAK TRANS IMPROVE FUND	62330	DPW SERVICES-GENERAL MONEY	$	104,704
21	21002	620205	SOQUEL TRANS IMPROVE FUND	62330	DPW SERVICES-GENERAL MONEY	$	1,858
21	21025	135480	CAL HOME RE-USE FUND	91000	CHAR 90 HOMEOWNER LOANS-PRINC	$	48,135
21	21135	194958	PARK DED-PAJARO	95226	INTRA-FUND TRF OUT-OTHER	$	1,000
21	21165	194962	PARK DED-SKYLINE	95226	INTRA-FUND TRF OUT-OTHER	$	844
21	21175	194954	PARK DED-EUREKA	95226	INTRA-FUND TRF OUT-OTHER	$	3,000
21	21185	194952	PARK DED-BONNY DOON	95226	INTRA-FUND TRF OUT-OTHER	$	2,000
21	21215	194980	PARK DED-CERTS RESERVE	86001	LAND PURCHASE	$	4
22	22105	622105	BRAEMOOR CSA 47	62330	DPW SERVICES-GENERAL MONEY	$	15
22	22130	622130	CO ROAD MAINT CSA 9D ZONE 1	62330	DPW SERVICES-GENERAL MONEY	$	46,339
22	22135	622135	CO ROAD MAINT CSA 9D ZONE 2	62330	DPW SERVICES-GENERAL MONEY	$	13,065
22	22141	136105	CSA 9E-STREETSCAPE	62330	DPW SERVICES-GENERAL MONEY	$	15,898
22	22160	622160	BONITA ENCINO CSA 43	62330	DPW SERVICES-GENERAL MONEY	$	996
22	22200	622200	OAKFLAT ROAD CSA 13A	62330	DPW SERVICES-GENERAL MONEY	$	14,078
22	22210	622210	KELLY HILL CSA 22	62330	DPW SERVICES-GENERAL MONEY	$	7
22	22225	622225	LOMOND TERRACE CSA #28	62330	DPW SERVICES-GENERAL MONEY	$	78
22	22231	622231	MCGAFFIGAN MILL ROAD CSA #59	62330	DPW SERVICES-GENERAL MONEY	$	343
22	22305	622305	REED STREET CSA 39	62330	DPW SERVICES-GENERAL MONEY	$	22
22	22320	622320	ROBAK DR CSA 16	62330	DPW SERVICES-GENERAL MONEY	$	31,605
22	22400	622400	SUNLIT LN CSA 42	62330	DPW SERVICES-GENERAL MONEY	$	62
22	22405	622405	SUNBEAM WOODS CSA 44	62330	DPW SERVICES-GENERAL MONEY	$	19
22	22445	622445	WHITEHOUSE CSA #18	62330	DPW SERVICES-GENERAL MONEY	$	11,339
28	28100	611100	RDA CAPITAL PROJECTS FUND	74310	INTEREST ON BONDS	$	4
40	40100	191035	S&I-BLAINE STREET	86110	BUILDINGS AND IMPROVEMENTS	$	17,518
40	40100	191051	S&I-CO OFFICE BLDG 701 OCEAN	86110	BUILDINGS AND IMPROVEMENTS	$	96,343
40	40100	191145	S&I-REHAB	86110	BUILDINGS AND IMPROVEMENTS	$	102,839
40	40100	191149	S&I-WATONVILLE VET BLDG	86110	BUILDINGS AND IMPROVEMENTS	$	7,152
40	40100	191150	S&I-SC VET BLDG	86110	BUILDINGS AND IMPROVEMENTS	$	3,049
40	40100	191156	S&I-5200/5400SOQ AV-SH	86110	BUILDINGS AND IMPROVEMENTS	$	500
40	40100	191162	PRKS & REC-2015B CERTS PROJ	86110	BUILDINGS AND IMPROVEMENTS	$	780
40	40100	191170	S&I-500 Westridge-W Marine Lab	86110	BUILDINGS AND IMPROVEMENTS	$	162,146
42	42100	197100	CAP PROJECTS CONTINGENCY	95226	INTRA-FUND TRF OUT-OTHER	$	19
49	49125	194920	APTOS PARK I-02 -SPECIAL FD	86001	LAND PURCHASE	$	1

2022-2023 COUNTY OF SANTA CRUZ

2021-2022 ENCUMBRANCE BALANCES REBUDGETED

Summary by Fund Type

See Detail by GL Key and Object which Follows

Fund Type	Fund Type Name		Amount
10	GENERAL FUND	$	8,716,787
21	SPECIAL REVENUE -COUNTY WIDE		484,155
22	SPECIAL REVENUE -BOS SPECIAL D		1,808,890
26	SPECIAL REVENUE -LESS THAN CTY		3,349,944
27	SPEC.REV.-CO RDA S/A-CAP IMPR		3,218
40	CAPITAL PROJECTS FUNDS (ALL-YR		15,357,123
49	CAPITAL PROJECTS -PARKS/SPECIA		13,207
50	ENTERPRISE FUND		4,868,068
60	INTERNAL SERVICE FUND		3,918,250
		$	38,519,642

2021-2022 Encumbrances

For 2022-2023 Budget

Fund Type	Fund	GLKey	GLKeyTitle	Object	ObjectTitle	Carryover
10	10110	103210	AGRICULTURAL COMMISSIONER	62610	RENTS/LEASES-STRUC IMP & GRNDS	$ 2,169
10	10110	106000	AG EXTENSION SERVICES	62856	SPECIAL MISC EXPENSE-SERVICES	443
10	10110	123100	GEN.ACCOUNTING - GENERAL	62381	PROF & SPECIAL SERV-OTHER	17,599
10	10110	123300	GEN.ACCOUNTING - CLAIMS	86204	EQUIPMENT	12,374
10	10110	123800	GEN.ACCOUNTNG-GEN ACCTG SYSTE	62381	PROF & SPECIAL SERV-OTHER	10,648
10	10110	123800	GEN.ACCOUNTNG-GEN ACCTG SYSTE	86204	EQUIPMENT	11,525
10	10110	124000	ACTTC-TREASURY (old 732000)	62226	INVENTORIABLE ITEMS <5000	724
10	10110	124000	ACTTC-TREASURY (old 732000)	62381	PROF & SPECIAL SERV-OTHER	2,787
10	10110	131220	REVENUE - GENERAL FUND	62381	PROF & SPECIAL SERV-OTHER	178,048
10	10110	134904	COMMUNITY SERVICES	75207	ARTS COUNCIL/CULTURAL COUNCIL	42,511
10	10110	181000	COUNTY ADMINISTRATIVE OFFICE	62381	PROF & SPECIAL SERV-OTHER	225,597
10	10110	186000	RESPONSE RECOVERY & RESILIENCY	62381	PROF & SPECIAL SERV-OTHER	700,249
10	10110	190000	GF PLANT ACQUISITION	62381	PROF & SPECIAL SERV-OTHER	454,573
10	10110	214000	COUNTY CLERK/ELECTIONS	62226	INVENTORIABLE ITEMS <5000	6,249
10	10110	214000	COUNTY CLERK/ELECTIONS	62610	RENTS/LEASES-STRUC IMP & GRNDS	172,066
10	10110	231000	COUNTY RECORDER	62381	PROF & SPECIAL SERV-OTHER	1,297
10	10110	251000	CHILD SUPPORT SERVICES DEPT	61815	MAINT-BLDNG MODIFICATION-SERV	1,650
10	10110	251000	CHILD SUPPORT SERVICES DEPT	62610	RENTS/LEASES-STRUC IMP & GRNDS	6,830
10	10110	251000	CHILD SUPPORT SERVICES DEPT	62856	SPECIAL MISC EXPENSE-SERVICES	337
10	10110	251000	CHILD SUPPORT SERVICES DEPT	62857	SPECIAL MISC EXPENSE-SUPPLIES	5,707
10	10110	251000	CHILD SUPPORT SERVICES DEPT	62880	SECURITY SERVICES	840
10	10110	271220	DA-CONSUMER PROTECTION	62381	PROF & SPECIAL SERV-OTHER	15,647
10	10110	271220	DA-CONSUMER PROTECTION	62610	RENTS/LEASES-STRUC IMP & GRNDS	3,610
10	10110	271400	DA-VICTIM WITNESS SERVICES	62223	SUPPLIES	474
10	10110	272100	DIST ATTY-CRIMINAL PROSECUTION	61115	POLICE SAFETY EQUIP-REPLACE	10,841
10	10110	272100	DIST ATTY-CRIMINAL PROSECUTION	61717	MAINT-DATA PROCESS EQMT-SERV	367,384
10	10110	272100	DIST ATTY-CRIMINAL PROSECUTION	62219	PC SOFTWARE PURCHASES	2,180
10	10110	272100	DIST ATTY-CRIMINAL PROSECUTION	62223	SUPPLIES	5,186
10	10110	272100	DIST ATTY-CRIMINAL PROSECUTION	62301	ACCOUNTING AND AUDITING FEES	1,413
10	10110	272100	DIST ATTY-CRIMINAL PROSECUTION	62610	RENTS/LEASES-STRUC IMP & GRNDS	5,288
10	10110	272100	DIST ATTY-CRIMINAL PROSECUTION	62892	TRAINING AMMUNITION	9,886
10	10110	272100	DIST ATTY-CRIMINAL PROSECUTION	86204	EQUIPMENT	515
10	10110	331000	GEN SVCS-ADMIN	62381	PROF & SPECIAL SERV-OTHER	2,500
10	10110	333100	BUILDING MAINTENANCE	61835	FACILITIES MAINT-GENERAL-SERV	67,710
10	10110	333100	BUILDING MAINTENANCE	62381	PROF & SPECIAL SERV-OTHER	19,493
10	10110	333200	GEN SVCS-CUSTODIAL SERVICE	62226	INVENTORIABLE ITEMS <5000	3,598
10	10110	333300	GEN SVCS-BLDG EQUIPMENT MAINT	61715	MAINT-BUILDING EQMT-SERVICES	7,807
10	10110	333300	GEN SVCS-BLDG EQUIPMENT MAINT	61835	FACILITIES MAINT-GENERAL-SERV	8,392
10	10110	333300	GEN SVCS-BLDG EQUIPMENT MAINT	61840	FACILITIES MAINT-PLUMBING-SERV	1,642
10	10110	333300	GEN SVCS-BLDG EQUIPMENT MAINT	61845	MAINT-STRUCT/IMPS/GRDS-OTH-SR'	4,100
10	10110	333400	PROJECTS/ENERGY MGMNT/SAFETY	62914	EDUCATION & TRAINING(REPT)	3,010
10	10110	333600	GEN SVCS-UTILITIES	61730	MAINT-OTH EQUIP-SERVICES	82,146
10	10110	333600	GEN SVCS-UTILITIES	63035	GOVERNMENT CENTER	10,459
10	10110	334200	GEN SVCS-CENTRAL STORES	61835	FACILITIES MAINT-GENERAL-SERV	1,431

2021-2022 Encumbrances

For 2022-2023 Budget

Fund Type	Fund	GLKey	GLKeyTitle	Object	ObjectTitle	Carryover
10	10110	334200	GEN SVCS-CENTRAL STORES	62223	SUPPLIES	302
10	10110	334200	GEN SVCS-CENTRAL STORES	63025	EMELINE ST COMPLEX	355
10	10300	360110	HSA ADMINISTRATION	61845	MAINT-STRUCT/IMPS/GRDS-OTH-SR'	1,371
10	10300	360150	HOST COUNTY - MAA/TCM	62381	PROF & SPECIAL SERV-OTHER	900,000
10	10300	360180	BUILDING AND INSURANCE COSTS	61835	FACILITIES MAINT-GENERAL-SERV	21,700
10	10300	361100	ADMINISTRATION (MED CLINICS)	62381	PROF & SPECIAL SERV-OTHER	94
10	10300	361250	LAB	62357	LAB & DIAGNOSTIC SVCS-OUTSIDE	3,644
10	10300	361341	ADMINISTRATION	61730	MAINT-OTH EQUIP-SERVICES	7,857
10	10300	361341	ADMINISTRATION	86110	BUILDINGS AND IMPROVEMENTS	66,472
10	10300	361341	ADMINISTRATION	86221	MEDICAL EQUIPMENT	7,526
10	10300	361951	HPHP CLINIC OPERATIONS	86210	OFFICE EQUIPMENT	2,673
10	10300	362110	PH PREP & RESP TO BIOTERRORISM	86219	FIELD EQUIPMENT	41,869
10	10300	362750	WOMENS SERV & FAMILY HEALTH	62801	ADVERTISING & PROMOTION SUPP	4,560
10	10300	362800	HEALTH EDUCATION	86221	MEDICAL EQUIPMENT	29,869
10	10300	363103	PATIENT DATA	62381	PROF & SPECIAL SERV-OTHER	12,002
10	10300	363140	DOMINICAN INPAT BUD CROSSWALK	64027	OUTSIDE HOSPITAL EXPENSE	91,575
10	10300	364022	OTS (OFFICE OF TRAFFIC SAFETY)	62866	PREVENTION PROGRAM	1,084
10	10300	367100	ENVIRONMENTAL HEALTH	62217	MISC NONINVENTORIABLE ITEMS	7,429
10	10110	391200	HOMELESS ASST PROGRAMS	62381	PROF & SPECIAL SERV-OTHER	1,917,261
10	10110	391300	SHELTER AND CARE	62610	RENTS/LEASES-STRUC IMP & GRNDS	94,580
10	10110	392100	SOCIAL SERVICES ADMINISTRATION	62219	PC SOFTWARE PURCHASES	1,000
10	10110	392100	SOCIAL SERVICES ADMINISTRATION	62381	PROF & SPECIAL SERV-OTHER	425,998
10	10110	392100	SOCIAL SERVICES ADMINISTRATION	62885	CHILD PROTECTION-ORIGINAL	1,875
10	10110	392100	SOCIAL SERVICES ADMINISTRATION	75291	SUPPORTIVE SERVICES 1099	8,008
10	10110	431000	COMM-TECH RADIO SER(ISD-GF)	62226	INVENTORIABLE ITEMS <5000	6,994
10	10110	493150	SWIM CENTER AQUATICS	62226	INVENTORIABLE ITEMS <5000	9,162
10	10110	493150	SWIM CENTER AQUATICS	62381	PROF & SPECIAL SERV-OTHER	10,310
10	10110	494000	PLANNING	62376	PLANNING SERVICES	184,184
10	10110	494000	PLANNING	62381	PROF & SPECIAL SERV-OTHER	63,121
10	10110	495200	OUTDOOR EDUCATIONS	62856	SPECIAL MISC EXPENSE-SERVICES	11,500
10	10110	510000	ADMINISTRATION	62381	PROF & SPECIAL SERV-OTHER	4,811
10	10110	510000	ADMINISTRATION	62856	SPECIAL MISC EXPENSE-SERVICES	6,131
10	10110	541710	PLN DPT PERMIT - FIRE RECOVERY	62381	PROF & SPECIAL SERV-OTHER	962,673
10	10110	542300	PLAN DEPT-ADVANCED PLANNING	62381	PROF & SPECIAL SERV-OTHER	49,713
10	10110	543510	PLANNING - GRANTS	75225	CONTRB TO CO DEBT SERVICE	266,634
10	10110	543510	PLANNING - GRANTS	75229	CONTRIB TO OTH AGENCIES-GRANTS	230,646
10	10110	574000	PROBATION-ADMIN	62381	PROF & SPECIAL SERV-OTHER	12,378
10	10110	574100	PROBATION GRANTS (REV 7/04)	62381	PROF & SPECIAL SERV-OTHER	218,256
10	10110	591000	PUBLIC DEFENDER-ADMIN	62381	PROF & SPECIAL SERV-OTHER	84,456
10	10110	591000	PUBLIC DEFENDER-ADMIN	62386	PUBLIC DEFENDER/SPECIAL	50,881
10	10110	592100	PUBLIC DEFENDER DIVISION	62801	ADVERTISING & PROMOTION SUPP	3,593
10	10110	592100	PUBLIC DEFENDER DIVISION	86204	EQUIPMENT	5,902
10	10110	592100	PUBLIC DEFENDER DIVISION	90040	OPER TRF OUT-TO PLANT FUND	104,997
10	10900	621900	DPW REAL PROPERTY	62330	DPW SERVICES-GENERAL MONEY	5,400

Fund Type	Fund	GLKey	GLKeyTitle	Object	ObjectTitle	Carryover
10	10110	661100	ADMINISTRATION OPERATIONS	61717	MAINT-DATA PROCESS EQMT-SERV	4,202
10	10110	661100	ADMINISTRATION OPERATIONS	61830	FACILITIES MNT-ELECTRICAL-SERV	4,305
10	10110	661100	ADMINISTRATION OPERATIONS	62892	TRAINING AMMUNITION	347
10	10110	661300	PATROL	62217	MISC NONINVENTORIABLE ITEMS	46
10	10110	661410	CORONER	62219	PC SOFTWARE PURCHASES	26,520
10	10110	661410	CORONER	62381	PROF & SPECIAL SERV-OTHER	12,400
10	10110	661420	FORENSICS	62381	PROF & SPECIAL SERV-OTHER	119,150
10	10110	661430	SART Program	62366	MEDICAL SERVICES	4,653
10	10110	661430	SART Program	62381	PROF & SPECIAL SERV-OTHER	270
10	10110	661800	COMMUNITY POLICING	62381	PROF & SPECIAL SERV-OTHER	24,297
10	10110	661800	COMMUNITY POLICING	62610	RENTS/LEASES-STRUC IMP & GRNDS	3,953
10	10110	662120	INMATE PROGRAMS	62381	PROF & SPECIAL SERV-OTHER	15,305
10	10110	662300	MAIN JAIL - BLAINE	74230	PRINCIPAL ON LEASE PURCHASES	21,160
10	10110	662300	MAIN JAIL - BLAINE	74420	INTEREST ON LEASE PURCHASES	316
10	10110	662300	MAIN JAIL - BLAINE	86110	BUILDINGS AND IMPROVEMENTS	7,289
10	10110	662405	MEDICAL, BEHAVIORAL & DENTAL H	62367	MEDICAL SERVICES-OTHER	33,483
10	10110	662500	ROUNTREE	61730	MAINT-OTH EQUIP-SERVICES	6,310
10	10110	662500	ROUNTREE	86110	BUILDINGS AND IMPROVEMENTS	3,000
21	21027	136155	HOUSING-SUBDIV IN-LIEU	62381	PROF & SPECIAL SERV-OTHER	30,601
21	21028	136160	HOUSING - PALOMA DEL MAR	74001	AFFORDABLE HOUSING PROGRAM	300
21	21029	136169	HOUSING-ST HOME GRANT 2016	75229	CONTRIB TO OTH AGENCIES-GRANTS	4,774
21	21030	135490	HSNG-LMIH ASSET FND HSC34176D	62360	LEGAL SERVICES	130,877
21	21030	135490	HSNG-LMIH ASSET FND HSC34176D	62381	PROF & SPECIAL SERV-OTHER	9,067
21	21125	194950	PARK DED-APTOS	86110	BUILDINGS AND IMPROVEMENTS	3,794
21	21130	194956	PARK DED-LIVE OAK	86110	BUILDINGS AND IMPROVEMENTS	46,194
21	21150	194963	PARK DED-SOQUEL	86110	BUILDINGS AND IMPROVEMENTS	10,120
21	21300	134909	ART IN PUBLIC PLACES	86110	BUILDINGS AND IMPROVEMENTS	55,000
21	21310	194911	STATE PARK BONDS ADMIN	86110	BUILDINGS AND IMPROVEMENTS	193,428
22	22115	622115	CO HWY SAFETY SERVICE AREA #9	62330	DPW SERVICES-GENERAL MONEY	36,660
22	22115	622115	CO HWY SAFETY SERVICE AREA #9	86110	BUILDINGS AND IMPROVEMENTS	9,698
22	22165	622165	FOREST GLEN CSA 36	62330	DPW SERVICES-GENERAL MONEY	25,600
22	22185	622185	HOPKINS GULCH CSA 51	62330	DPW SERVICES-GENERAL MONEY	5,579
22	22195	622195	HUTCHINSON RD CSA 13	62330	DPW SERVICES-GENERAL MONEY	905
22	22240	622240	OLD RANCH RD CSA 23	62330	DPW SERVICES-GENERAL MONEY	24,325
22	22245	622245	PAJ ST DRAIN MAINT DIST	62330	DPW SERVICES-GENERAL MONEY	62,324
22	22250	304300	CSA #4 - PAJARO DUNES(GSD)	62381	PROF & SPECIAL SERV-OTHER	300,015
22	22250	304300	CSA #4 - PAJARO DUNES(GSD)	62715	SMALL TOOLS & INSTRUMENTS	4,393
22	22250	304300	CSA #4 - PAJARO DUNES(GSD)	62888	SPEC DIST EXP-SERVICES	4,181
22	22250	304300	CSA #4 - PAJARO DUNES(GSD)	86209	MOBILE EQUIPMENT	673,592
22	22300	622300	REDWOOD DR CSA #33	62330	DPW SERVICES-GENERAL MONEY	58,690
22	22345	135461	SC FL CON ZN 4 (EH)	62381	PROF & SPECIAL SERV-OTHER	1,800
22	22350	622350	SC FLOOD CON ZONE 5	62330	DPW SERVICES-GENERAL MONEY	404,002
22	22350	622350	SC FLOOD CON ZONE 5	86110	BUILDINGS AND IMPROVEMENTS	36,460
22	22355	135462	SC FLOOD CTL & WTR CNSRV GEN	62330	DPW SERVICES-GENERAL MONEY	5,749

Fund Type	Fund	GLKey	GLKeyTitle	Object	ObjectTitle	Carryover
22	22355	135462	SC FLOOD CTL & WTR CNSRV GEN	86204	EQUIPMENT	47,992
22	22380	622380	SC FL CON ZN 7	86110	BUILDINGS AND IMPROVEMENTS	106,790
22	22425	622425	VIEWPOINT RD CSA #25	62330	DPW SERVICES-GENERAL MONEY	135
26	26105	304100	COUNTY FIRE DEPT(GSD)	61110	CLOTHING & PERSONAL SUPPLIES	85,137
26	26105	304100	COUNTY FIRE DEPT(GSD)	61845	MAINT-STRUCT/IMPS/GRDS-OTH-SR'	43,176
26	26105	304100	COUNTY FIRE DEPT(GSD)	61920	MEDICAL, DENTAL & LAB SUPPLIES	4,872
26	26105	304100	COUNTY FIRE DEPT(GSD)	62226	INVENTORIABLE ITEMS <5000	40,695
26	26105	304100	COUNTY FIRE DEPT(GSD)	62381	PROF & SPECIAL SERV-OTHER	1,402,429
26	26105	304100	COUNTY FIRE DEPT(GSD)	62715	SMALL TOOLS & INSTRUMENTS	65,515
26	26105	304100	COUNTY FIRE DEPT(GSD)	86110	BUILDINGS AND IMPROVEMENTS	121,232
26	26105	304100	COUNTY FIRE DEPT(GSD)	86204	EQUIPMENT	101,142
26	26105	304100	COUNTY FIRE DEPT(GSD)	86209	MOBILE EQUIPMENT	1,484,849
26	26105	304700	CO FIRE HAZ MATL RESPONSE TEAM	75268	OTHER CHARGES-OTHER	897
27	27010	610110	RDA ADMIN - LO/SOQ CAP PROJ	62381	PROF & SPECIAL SERV-OTHER	2,099
27	27015	610115	RDA ADMIN - PROPERTY MGMT	62330	DPW SERVICES-GENERAL MONEY	1,119
40	40100	191012	S&I-1040 EMELINE	86110	BUILDINGS AND IMPROVEMENTS	559
40	40100	191018	County Infrastructure-Various	86110	BUILDINGS AND IMPROVEMENTS	451,138
40	40100	191024	S&I-7TH AVENUE ASA	86110	BUILDINGS AND IMPROVEMENTS	225,663
40	40100	191030	S&I-640 CAPITOLA RD	86110	BUILDINGS AND IMPROVEMENTS	2,480
40	40100	191075	S&I-FREEDOM	86110	BUILDINGS AND IMPROVEMENTS	205,880
40	40100	191076	S&I-HEALTH SERV BLDGS-VARIOUS	86110	BUILDINGS AND IMPROVEMENTS	5,726
40	40100	191101	JH BSCC SB81 GYM	86110	BUILDINGS AND IMPROVEMENTS	32,524
40	40100	191102	JH BSCC SB81 - R2 RENOVATION	86110	BUILDINGS AND IMPROVEMENTS	52,798
40	40100	191120	S&I-JAIL-259 WATER	86110	BUILDINGS AND IMPROVEMENTS	510,653
40	40100	191132	PRKS-FELTON LIBRARY PARK	86110	BUILDINGS AND IMPROVEMENTS	10,135
40	40100	191133	PRKS-FARM PARK	86110	BUILDINGS AND IMPROVEMENTS	235,000
40	40100	191148	S&I-SIMPKINS CNTR 17TH AVE	86110	BUILDINGS AND IMPROVEMENTS	51,687
40	40100	191152	PRKS-PRKS & REC-OTHER	86110	BUILDINGS AND IMPROVEMENTS	81,245
40	40100	191154	S&I-2202/80SOQ AV-BHU	86110	BUILDINGS AND IMPROVEMENTS	127,534
40	40100	191401	MEAS S/OTH: APTOS LIBRARY	86110	BUILDINGS AND IMPROVEMENTS	9,253,102
40	40100	191402	MEAS S/OTH: BOULDER CRK LIB	86110	BUILDINGS AND IMPROVEMENTS	83,049
40	40100	191403	MEAS S/OTH: FELTON LIBRARY	86110	BUILDINGS AND IMPROVEMENTS	28,293
40	40100	191404	MEAS S/OTH: LA SELVA LIBRARY	86110	BUILDINGS AND IMPROVEMENTS	4,210
40	40100	191405	MEAS S: LIVE OAK LIB-PORTOLA	86110	BUILDINGS AND IMPROVEMENTS	152,861
40	40100	191406	LO LIBRARY ANNEX-SIMPKINS 17TH	86110	BUILDINGS AND IMPROVEMENTS	3,842,586
49	49150	194933	SOQUEL PARK II-07 -SPECIAL FD	86110	BUILDINGS AND IMPROVEMENTS	13,207
50	50105	625105	BOULDER CREEK CSA 7	62330	DPW SERVICES-GENERAL MONEY	17,248
50	50105	625105	BOULDER CREEK CSA 7	86110	BUILDINGS AND IMPROVEMENTS	269,641
50	50105	625105	BOULDER CREEK CSA 7	86111	STRUCT AND IMPRVMNTS-ISF OFFST	(269,641)
50	50110	625110	CO DISP SITES CSA 9C CAP	62330	DPW SERVICES-GENERAL MONEY	1,221,170
50	50110	625110	CO DISP SITES CSA 9C CAP	86110	BUILDINGS AND IMPROVEMENTS	131,939
50	50110	625110	CO DISP SITES CSA 9C CAP	86111	STRUCT AND IMPRVMNTS-ISF OFFST	(131,939)
50	50110	625110	CO DISP SITES CSA 9C CAP	86204	EQUIPMENT	56,073
50	50110	625110	CO DISP SITES CSA 9C CAP	86209	MOBILE EQUIPMENT	440,481

2021-2022 Encumbrances

For 2022-2023 Budget

Fund Type	Fund	GLKey	GLKeyTitle	Object	ObjectTitle	Carryover
50	50110	625110	CO DISP SITES CSA 9C CAP	86250	EQUIPMENT - ISF OFFSET	(496,554)
50	50125	625125	DAVENPORT SANITATION	62330	DPW SERVICES-GENERAL MONEY	5,026
50	50130	625130	FREEDOM CO SANITATION	62330	DPW SERVICES-GENERAL MONEY	12,399
50	50140	625140	FREEDOM CO SAN EXP CONST	86110	BUILDINGS AND IMPROVEMENTS	182,615
50	50143	625143	PLACE DE MER CSA #2	62330	DPW SERVICES-GENERAL MONEY	21
50	50175	625175	SC CO SAN DIST	62330	DPW SERVICES-GENERAL MONEY	67,447
50	50175	625175	SC CO SAN DIST	86204	EQUIPMENT	1,335,793
50	50175	625175	SC CO SAN DIST	86209	MOBILE EQUIPMENT	326,892
50	50185	136409	SC CO SAN REV BOND CONST ACQ	86110	BUILDINGS AND IMPROVEMENTS	1,263,001
50	50195	625195	SC CO SAN WASTEWATER CAP	86110	BUILDINGS AND IMPROVEMENTS	436,456
60	60100	422000	ISD-TELEPHONE FD60-100	61221	TELEPHONE-NON TELECOM 1099	128,975
60	60100	422000	ISD-TELEPHONE FD60-100	61730	MAINT-OTH EQUIP-SERVICES	96,502
60	60100	422000	ISD-TELEPHONE FD60-100	62226	INVENTORIABLE ITEMS <5000	1,440
60	60100	422000	ISD-TELEPHONE FD60-100	74230	PRINCIPAL ON LEASE PURCHASES	111
60	60100	422000	ISD-TELEPHONE FD60-100	74240	PRINCIPAL-ISF/ENT OFFSET	(111)
60	60100	422000	ISD-TELEPHONE FD60-100	86204	EQUIPMENT	363,240
60	60100	422000	ISD-TELEPHONE FD60-100	86250	EQUIPMENT - ISF OFFSET	(363,240)
60	60100	424200	ISD-NETWORK ACCESS	61731	MAINT-OTH EQUIP-SUPPLIES	227,730
60	60100	424200	ISD-NETWORK ACCESS	62223	SUPPLIES	391
60	60100	424200	ISD-NETWORK ACCESS	62225	NON-PC SOFTWARE	159,429
60	60100	424200	ISD-NETWORK ACCESS	62381	PROF & SPECIAL SERV-OTHER	350,000
60	60100	424200	ISD-NETWORK ACCESS	86204	EQUIPMENT	80,126
60	60100	424200	ISD-NETWORK ACCESS	86250	EQUIPMENT - ISF OFFSET	(80,126)
60	60100	424400	ISD-DESKTOP SUPPORT	86204	EQUIPMENT	46,190
60	60100	424400	ISD-DESKTOP SUPPORT	86250	EQUIPMENT - ISF OFFSET	(46,190)
60	60105	601000	DPW-ADMINISTRATION-KEEP	62330	DPW SERVICES-GENERAL MONEY	1,879,764
60	60105	601000	DPW-ADMINISTRATION-KEEP	75320	DEPT OVERHEAD COSTS-1099	49,150
60	60105	601000	DPW-ADMINISTRATION-KEEP	75321	DIV OVERHEAD COSTS-1099	2,602
60	60105	601000	DPW-ADMINISTRATION-KEEP	86110	BUILDINGS AND IMPROVEMENTS	263
60	60105	601000	DPW-ADMINISTRATION-KEEP	86111	STRUCT AND IMPRVMNTS-ISF OFFST	(263)
60	60105	601000	DPW-ADMINISTRATION-KEEP	86204	EQUIPMENT	362
60	60105	601000	DPW-ADMINISTRATION-KEEP	86250	EQUIPMENT - ISF OFFSET	(362)
60	60105	601100	DPW - FLEET OPERATIONS	86204	EQUIPMENT	44,375
60	60105	601100	DPW - FLEET OPERATIONS	86209	MOBILE EQUIPMENT	774,399
60	60105	601100	DPW - FLEET OPERATIONS	86250	EQUIPMENT - ISF OFFSET	(818,774)
60	60110	333540	FLEET DEPREC & REPLACEMT	86209	MOBILE EQUIPMENT	1,618,446
60	60110	333540	FLEET DEPREC & REPLACEMT	86250	EQUIPMENT - ISF OFFSET	(1,618,446)
60	60118	511100	DENTAL/HEALTH SELF INS	62315	CLAIMS ADMINISTRATION	92,800
60	60118	511100	DENTAL/HEALTH SELF INS	62369	MEDICAL AND DENTAL CLAIMS	873,630
60	60120	515200	LIABILITY AND PROPERTY PROG	62360	LEGAL SERVICES	55,837
						$ 38,519,642

County of Santa Cruz Board of Supervisors
Agenda Item Submittal
From: Auditor-Controller-Treasurer-Tax Collector
(831) 454-2500
Subject: 2022-2023 Tax Rates
Meeting Date: September 20, 2022

Recommended Action(s):
Adopt and sign the attached resolution fixing and levying the 2022-2023 tax rates.

Executive Summary
As required by Government Code Section 29100, on or before October 3 of each year, the Santa Cruz County Board of Supervisors shall adopt by resolution the rates of taxes on the secured roll. For voter-approved indebtedness, the Board shall adopt the rates to provide taxing agencies with the necessary revenue to pay the annual principal and interest charges on voter-approved indebtedness.

Background
The secured property tax rates include the one percent limitations specified in Article XIII A of the Constitution of the State of California and the voter approved indebtedness. In accordance with Section 29103 of the Government Code, my office completed calculation and review of the required tax rates to be applied on the Secured Roll based upon current law.

Analysis
The tax rates have been computed by request from schools, special districts, and cities per Government Code Section 29103.

Financial Impact
The Recommended Actions have no fiscal impact on the General Funds.

Strategic Plan Element(s)
6.a (County Operational Excellence: Customer Experience) - The agenda item addresses this goal by ensuring adequate funding is in place to support community needs and obligations.

Submitted by:
Edith Driscoll, Auditor-Controller-Treasurer-Tax Collector

Recommended by:
Carlos J. Palacios, County Administrative Officer

Attachments:

2022-2023_Resolution_fixing_tax_rates_signed
Attachment A

DocuSign Envelope ID: E27A0C61-7E71-4577-8B8E-9C89FEA24F9E

Adopted 09/20/2022
Board of Supervisors
DOC-2022-775 14.a

BEFORE THE BOARD OF SUPERVISORS OF
THE COUNTY OF SANTA CRUZ, STATE OF CALIFORNIA

RESOLUTION NO. 240-2022
On the motion of Supervisor: Friend
duly seconded by Supervisor: McPherson
the following resolution is adopted:

RESOLUTION FIXING 2022-2023 TAX RATES

WHEREAS, the debt service funds of all taxing entities in the County of Santa Cruz have been calculated as to their tax needs for the 2022-2023 year and the respective rates are shown on Attachment A; and,

WHEREAS, the general rate for all taxing entities' operations as allowed under the Constitution of the State of California is reflected on Attachment A; and,

WHEREAS, the last day for fixing said rates for the 2022-2023 fiscal year is not to extend beyond October 3, 2022;

NOW, THEREFORE, BE IT RESOLVED AND ORDERED that the Board of Supervisors of the County of Santa Cruz does fix and levy the rates of the said county and district taxes pursuant to law and statutes as set forth in Attachment A attached hereto and by reference made a part hereof; and,

BE IT FURTHER RESOLVED AND ORDERED that the said Board of Supervisors does hereby fix the allowance for unsecured delinquency to be used in computing the tax rates for the county and special district purposes at the prior year 2021-2022 delinquency rate, otherwise known as actual collection experience.

PASSED AND ADOPTED by the Board of Supervisors of the County of Santa Cruz, State of California, this 20th day of September, 2022, by the following vote:

AYES: Supervisors: Friend, Coonerty, Caput, McPherson and Koenig
NOES: None
ABSENT: None

DocuSigned by:
Juliette Burke
466B074F3141450...

ATTEST: _____
Juliette Burke
Deputy Clerk of the Board

DocuSigned by:
Manu Koenig
43369812764640D...

_____
Manu Koenig
Chairperson of Board of Supervisors

DS

APPROVED AS TO FORM:

DocuSigned by:
Jason Heath
AF757CF913B5419...
8/17/2022

_____
Jason Heath (8/29/2022, AMS 12999)
Office of the County Counsel

Distribution: County Administrative Office
County Counsel
Treasurer-Tax Collector

DocuSign Envelope ID: FF4317D9-11C0-4740-B99B-04242775F4A4

COUNTY OF SANTA CRUZ
2022-23 Secured Tax Rates

Attachment A

Fund	GLKey		2022-2023 Rate	2021-2022 Rate
		STATE ASSESSED PROPERTY		
11058		Unitary and Operating Non-Unitary Rate	1.000000%	1.000000%
11059		Unitary and Operating Non-Unitary Debt Service Rate	0.211598%	0.197741%
11060		Railroad Unitary Rate	1.000000%	1.000000%
		COUNTYWIDE		
11057		PROPOSITION 13 RATE	1.000000%	1.000000%
		CITIES		
78130	131640	Watsonville Retirement Debt Service	0.077000%	0.077000%
78120	131624	City of Santa Cruz 2009 GOB Refunding 1999	0.004187%	0.004394%
		SCHOOL DISTRICTS		
ELEMENTARY SCHOOL DISTRICTS				
36139	640386	Live Oak Sch 2014 Refunding	0.006915%	0.007774%
36138	640387	Live Oak Sch 2016 Refunding	0.013087%	0.014355%
36147	640481	Mountain Elementary School 2018	0.027353%	0.028967%
36149	640581	Pacific School District 2012	0.028300%	0.036797%
36162	641582	Santa Cruz Elementary School 1998 C	0.006129%	0.002005%
36163	641583	Santa Cruz Elementary School 2013 Refunding 1998/2005	0.010540%	0.011708%
36164	641584	Santa Cruz Elementary School 2016 A	0.012009%	0.012378%
36166	641585	Santa Cruz Elementary School 2016 B	0.004549%	0.011890%
36167	641586	Santa Cruz Elementary School 2016 C	0.001947%	0.000000%
36179	640885	Soquel Elementary School 2012 Refunding 2002	0.013082%	0.014703%
36180	640880	Soquel Elementary School 2017 B	0.014109%	0.015749%
36181	640881	Soquel Elementary School 2017 A	0.001983%	0.011557%
36186	640886	Soquel Elementary 2022 Refunding 2017A	0.011931%	0.000000%
HIGH SCHOOL DISTRICTS				
36192	641483	Santa Cruz High School 1998 C	0.006404%	0.001727%
36193	641484	Santa Cruz High School 2013 Refunding 1998/2005	0.010191%	0.011501%
36194	641485	Santa Cruz High School 2016 A	0.011768%	0.013122%
36195	641486	Santa Cruz High School 2016 B	0.004469%	0.011545%
36196	641487	Santa Cruz High School 2016 C	0.003003%	0.000000%
UNIFIED SCHOOL DISTRICTS				
36152	642089	Pajaro Valley 2002 B	0.028324%	0.007478%
36153	642091	Pajaro Valley 2012 A	0.006110%	0.006595%
36154	642092	Pajaro Valley 2012 B	0.001854%	0.001846%
36156	642093	Pajaro Valley 2013 A Refunding 2002A/2005	0.000000%	0.008620%
36157	642094	Pajaro Valley 2013 B Refunding 2002A/2006	0.000000%	0.016213%
36158	642095	Pajaro Valley 2012 C	0.008800%	0.008978%
36159	642096	Pajaro Valley 2012 D	0.006473%	0.006984%
36155	642097	Pajaro Valley 2019 Refunding	0.009522%	0.010297%
36202	641192	San Lorenzo Valley 2000 A	0.025202%	0.026619%
36203	641193	San Lorenzo Valley 2000 B	0.009168%	0.009706%
36204	641194	San Lorenzo Valley 2000 C	0.016152%	0.000310%
36201	641198	San Lorenzo Valley 2019 Refunding	0.024092%	0.025638%
36301	641199	San Lorenzo Valley 2020 A	0.017458%	0.078584%
36302	641181	San Lorenzo Valley 2020 Refunding 2008 B	0.004579%	0.005407%
36303	641182	San Lorenzo Valley 2020 B	0.031965%	0.000000%
36174	640787	Scotts Valley USD GO DS 2013 Refunding 2003-4	0.025862%	0.028425%
36171	640788	Scotts Valley USD GO DS 2014 Series A	0.014862%	0.015610%
36172	640789	Scotts Valley USD GO DS 2014 Series B	0.031038%	0.032531%

DocuSign Envelope ID: FF4317D9-11C0-4740-B99B-04242775F4A4

COUNTY OF SANTA CRUZ
2022-23 Secured Tax Rates

Attachment A

Fund	GLKey		2022-2023 Rate	2021-2022 Rate
COMMUNITY COLLEGE				
36206	642581	Cabrillo Community College 1998 B	0.005747%	0.006083%
36207	642582	Cabrillo Community College 1998 C	0.001691%	0.000784%
36208	642583	Cabrillo Community College 1998 D	0.002110%	0.002075%
36213	642587	Cabrillo Community College 2012 Refunding 2004A	0.000000%	0.004622%
36214	642589	Cabrillo Community College 2016 Refunding 2004	0.005917%	0.006307%
36215	642590	Cabrillo Community College 2019 A Refunding	0.002438%	0.002673%
36216	642591	Cabrillo Community College 2019 B Refunding	0.006136%	0.001555%
FOR INFORMATION PURPOSES - ASSESSED BY OTHER COUNTIES				
SANTA CLARA COUNTY SCHOOLS GENERAL OBLIGATION DEBT SERVICE RATES				
77830	131416	Lakeside School 1998 A	0.025800%	0.027500%
77830	131420	Los Gatos High School 1998 A	0.003300%	0.003300%
77830	131415	Los Gatos High School 2014	0.014600%	0.015200%
77830	131418	Loma Prieta School 2002 A	0.022600%	0.023500%
77830	131422	Loma Prieta School 2018	0.024000%	0.026100%
77830	131421	West Valley College 2004	0.007400%	0.008000%
77830	131419	West Valley College 2012	0.009500%	0.010100%
77830	131423	West Valley College 2018	0.011400%	0.012300%
SAN BENITO COUNTY SCHOOLS GENERAL OBLIGATION DEBT SERVICE RATES				
77711	642205	Aromas/San Juan Unified School District 2011 Refunding 2002	0.047636%	0.049523%
77711	642206	Aromas/San Juan Unified School District 2020 Series A	0.019663%	0.041427%

BOARD GOVERNED DISTRICTS ANNUAL CHARGES

CSA	Description	UNIT	2022-23	2021-22
CSA 2	Place De Mer	Apartment Zone (A)	$ 1,311.18	$ 1,258.33
		Hill Zone (H)	$ 110.86	$ 106.39
		Park Zone (P)	$ 1,311.18	$ 1,258.33
		Townhouse Zone (T)	$ 1,410.09	$ 1,353.25
CSA 3	Aptos Seascape	Affordable Housing Project	$ 400.00	$ 400.00
		Minor Commercial	$ 400.00	$ 400.00
		Retirement Home	$ 200.00	$ 200.00
		Four Plex	$ 200.00	$ 200.00
		Duplex	$ 100.00	$ 100.00
		Single Family/Vacant Lots	$ 50.00	$ 50.00
		Condominium	$ 150.00	$ 150.00
CSA 4	Pajaro Dunes	Per Fire Flow Unit	$ 488.49	$ 473.34
CSA 5	Sand Dollar	Sand Dollar	$ 1,960.38	$ 1,881.37
		Canon Del Sol	$ 1,643.92	$ 1,577.66
CSA 7	Boulder Creek	Single Family Dwelling	$ 2,381.07	$ 2,285.10
		Condominiums	$ 2,146.72	$ 2,060.20
		Com'l (+7.50/HCF)	$ 1,642.84	$ 1,576.62
CSA 9	Highway Lighting	Improved	$ 16.60	$ 16.60
		Unimproved	$ 8.30	$ 8.30
CSA 9A	Residential Lighting	Single Family	$ 4.70	$ 4.70
		Commercial	$ 4.70	$ 4.70
		Mobile Home	$ 2.82	$ 2.82
		Multi-Unit	$ 2.82	$ 2.82
		Vacant Parcel	$ 2.35	$ 2.35
CSA 9C	Co Disp Sites	Comm/School/Church	$ 113.90	$ 113.90
		Agricultural	$ 113.90	$ 113.90
		Single Family	$ 56.94	$ 56.94
		Apartment/MH	$ 28.48	$ 28.48
		Vacant Lot	$ -	$ -
CSA 9D	Co Road Maint	Improved	$ 56.40	$ 56.40
		Unimproved	$ 28.20	$ 28.20
CSA 9E	Streetscape	Single-Family/Commercial	$ 3.08	$ 3.08
		Multi-Family/Commercial	$ 1.85	$ 1.85
		Vacant Lots/Unimproved	$ 1.54	$ 1.54
CSA 10	Rolling Woods	Rolling Woods	$ 314.92	$ 314.92
		Woods Cove	$ 314.92	$ 314.92
		Pasatiempo Golf Club	$ 6,096.68	$ 6,096.68
CSA 12	Co Septic Mgt	Parcel	$ 33.32	$ 6.90
CSA 12A	SL Septic Mgt	Parcel	$ 23.14	$ 18.54

CSA	Description	UNIT	2022-23	2021-22
CSA 12N	Nonstand Septic	Nonconforming	$ 331.00	$ 101.00
		Alternative with OSSP	$ 167.00	$ 167.00
		Alternative no OSSP Compliance	$ 1,326.00	$ 501.00
CSA 13	Hutchinson Rd	Zone A	$ 500.00	$ 500.00
		Zone B	$ 867.33	$ 840.44
CSA 13A	Oakflat Road	Parcel	$ 1,500.00	$ 1,500.00
CSA 15	Huckleberry Wds Rd	Parcel	$ 600.00	$ 600.00
CSA 16	Robak Dr	Parcel	$ 254.00	$ 54.00
CSA 17	Empire Acres	Parcel	$ 125.00	$ 125.00
CSA 18	Whitehouse Canyon	Parcel	$ 100.00	$ 100.00
CSA 20	TrestleBeach	Parcel	$ 3,882.53	$ 3,726.04
CSA 21	Westdale Dr	Parcel	$ 150.00	$ 115.64
CSA 22	Kelly Hill	Zone 1	$ 10.00	$ 10.00
		Zone 2	$ 17.50	$ 17.50
		Zone 3	$ 35.00	$ 35.00
		Zone 4	$ 17.50	$ 17.50
CSA 23	Old Ranch Road	Zone A	$ 389.54	$ 389.54
		Zone B	$ 692.50	$ 692.50
		Zone C	$ 908.92	$ 908.92
		Zone BMR	$ 2,500.00	$ 2,500.00
CSA 24	Pineridge	Parcel	$ 264.32	$ 256.12
CSA 25	Viewpoint Rd	Parcel	$ 200.00	$ 200.00
CSA 26	Hidden Valley	Zone A	$ 202.42	$ 196.14
		Zone B	$ 202.42	$ 392.28
		Zone C	$ 202.42	$ 588.42
		Zone D	$ 202.42	$ 784.56
		Zone E	$ 202.42	$ 980.70
		Zone F	$ 202.42	$ 1,176.84
		Zone G	$ 202.42	$ 1,372.98
		Muir Drive Zone H	$ 487.42	$ 288.14
		Muir Drive Zone I	$ 502.42	$ 294.12
		Muir Drive Zone J	$ 817.42	$ 392.14
		Muir Drive Zone K	$ 1,087.42	$ 476.14
		Muir Drive Zone L	$ 1,117.42	$ 488.14
		Muir Drive Zone M	$ 1,192.42	$ 510.14
		Muir Drive Zone 0	$ 1,897.42	$ 734.14
		Muir Drive Zone P	$ 2,197.42	$ 830.44
		Muir Drive Zone Q	$ 2,317.42	$ 870.14
		Muir Drive Zone R	$ 577.42	$ -

CSA	Description	UNIT	2022-23	2021-22
CSA 28	Lomond Terrace	Parcel - Improved	$ 700.00	$ 500.00
		Parcel - Unimproved	$ 350.00	$ 350.00
CSA 30	Glenwood Acres	Parcel	$ 500.00	$ 500.00
CSA 32	View Circle	Parcel	$ 315.62	$ 315.62
CSA 33	Redwood Dr	Zone A Improved	$ 174.90	$ 169.48
		Zone A Unimproved	$ 87.43	$ 84.72
		Monte Toyon Camp	$ 174.90	$ 169.48
		Zone B Improved	$ 236.14	$ 228.82
		Zone B Unimproved	$ 118.06	$ 114.40
		Zone C Improved	$ 349.87	$ 339.02
		Zone C Unimproved	$ 174.90	$ 169.48
		Zone D Improved	$ 437.36	$ 423.80
		Zone D Unimproved	$ 218.66	$ 211.88
		Zone E Improved	$ 481.08	$ 466.16
		Zone E Unimproved	$ 240.52	$ 233.06
CSA 34	Larsen Rd	Zone A Improved	$ 15.24	$ 15.24
		Zone B Improved	$ 20.34	$ 20.34
		Zone C Improved	$ 25.42	$ 25.42
CSA 35	Country Estates	Parcel	$ 716.33	$ 694.12
CSA 36	Forest Glen	Zone A	$ 53.76	$ 52.88
		Zone B	$ 1,196.32	$ 1,196.32
		Zone C (includes Zone A)	$ 533.76	$ 204.42
		Zone D	$ 528.82	$ 528.82
		Zone E	$ 267.22	$ 267.22
		Zone F (includes Zone A)	$ 533.76	$ 179.32
CSA 37	Roberts Road	Entrance Zone A	$ 100.00	$ 100.00
		Ridge Zone B	$ -	$ -
		Chanterelle Zone C	$ -	$ -
		Roberts Zone D	$ 516.00	$ 500.00
CSA 39	Reed Street	Parcel	$ -	$ -
CSA 40	Ralston Way	Zone A	$ 12.36	$ 12.36
		Zone B	$ 168.00	$ 168.00
		Zone C	$ 324.02	$ 324.02
		Zone D	$ 440.38	$ 440.38
CSA 41	Loma Prieta	Parcel	$ 342.28	$ 342.28
CSA 42	Sunlit Ln	Zone A	$ 156.55	$ 151.70
		Zone B	$ 164.29	$ 159.20
		Zone C	$ 172.65	$ 167.30
CSA 43	Bonita Encino	Parcel	$ 279.50	$ 279.50

CSA	Description	UNIT	2022-23	2021-22
CSA 44	Sunbeam Woods	Improved Parcel	$ 392.76	$ 380.58
CSA 46	Pinecrest	Zone A	$ 29.84	$ 29.84
		Zone B	$ 40.12	$ 40.12
		Zone C	$ 43.20	$ 43.20
		Zone D	$ 53.50	$ 53.50
		Zone E	$ 77.16	$ 77.16
		Zone F	$ 1,085.40	$ 85.40
		Zone G	$ 1,179.94	$ 179.94
		Zone H	$ 1,190.36	$ 190.36
		Zone I	$ 1,284.00	$ 284.00
		Zone J	$ 1,311.78	$ 311.78
		Zone K	$ 1,346.76	$ 346.76
		Zone L	$ 1,366.32	$ 366.32
		Zone M	$ 1,399.24	$ 399.24
		Zone N	$ 1,400.28	$ 400.28
		Zone 0	$ 1,440.40	$ 440.40
		Zone P	$ 1,467.16	$ 467.16
		Zone Q	$ 1,477.44	$ 477.44
		Zone R	$ 1,515.52	$ 515.52
		Zone S	$ 1,543.30	$ 543.30
		Zone T	$ 1,574.18	$ 574.18
CSA 47	Braemoor	Improved	$ 412.80	$ 400.00
		Unimproved	$ 206.40	$ 200.00
CSA 48	County Fire	Per Fire Flow Unit	$ 86.49	$ 83.81
	CSA 48 2020	Per Single Family	$ 156.08	$ 151.24
CSA 50	Vineyard	Parcel	$ 400.00	$ 400.00
CSA 51	Hopkins Gulch	Zone A Improved	$ 27.58	$ 26.72
		Zone A Unimproved	$ 6.85	$ 6.64
		Zone B Improved	$ 176.24	$ 170.78
		Zone B Unimproved	$ 44.05	$ 42.68
		Zone C Improved	$ 435.59	$ 422.08
		Zone C Unimproved	$ 108.88	$ 105.50
		Jackson Excavating Co	$ 1,306.76	$ 1,266.24
		Zone D Improved	$ 570.47	$ 552.78
		Zone D Unimproved	$ 142.58	$ 138.16
		Zone E Improved	$ 622.34	$ 603.04
		Zone E Unimproved	$ 155.52	$ 150.70
		Zone F Improved	$ 798.71	$ 773.94
		Zone F Unimproved	$ 199.65	$ 193.46
		Zone G Improved	$ 1,037.28	$ 1,005.12
		Zone G Unimproved	$ 259.30	$ 251.26
CSA 52	Upper Pleasant Valley	Zone A Improved	$ 215.50	$ 208.82
		Zone D Improved	$ 185.55	$ 179.80
		Zone E Improved	$ 235.85	$ 228.54
		Zone F Improved	$ 96.39	$ 93.40

CSA	Description	UNIT	2022-23	2021-22
		Zone G Improved	$ 326.34	$ 316.22
		Zone H Improved	$ 59.69	$ 57.84
		Zone I Improved	$ 58.89	$ 57.06
		Zone J Improved	$ 137.11	$ 132.86
		Zone K Improved	$ 278.21	$ 269.58
		Zone L Improved	$ 297.75	$ 288.52
		Zone M Improved	$ 282.69	$ 273.92
		Zone N Improved	$ 258.47	$ 250.46
		Zone 0 Improved	$ 181.03	$ 175.42
		Zone P Improved	$ 339.61	$ 329.08
		Zone Q Improved	$ 211.99	$ 205.42
		Zone S Improved	$ 137.79	$ 133.52
		Zone T Improved	$ 295.05	$ 285.90
		Zone U Improved	$ 309.43	$ 299.84
CSA 53	MosquitoAbatement-SoCnty	Single Family/MH w/Land	$ 11.59	$ 11.59
		Multi Fam (2-4 Units)	$ 15.42	$ 15.42
		Multi Fam(5+& Up) & MH Parks	$ 46.38	$ 46.38
		Recreational Use	$ 16.70	$ 16.70
		Comm/Institutional Use	$ 14.15	$ 14.15
		Agricultural Use	$ 11.59	$ 11.59
		Vacant Land	$ 5.80	$ 5.80
CSA 53S	MosquitoDisease-SoCnty	Single Family/Institutional	$ 11.94	$ 11.60
		Multi-Fam (2-4 Units)-Per Unit	$ 4.74	$ 4.60
		Condominium/Vacant	$ 5.96	$ 5.80
		Mobile Home	$ 2.74	$ 2.66
		Industrial/Comm'l	$ 5.96	$ 5.80
		Office	$ 17.00	$ 16.50
		Auto Stor/Prkg	$ 0.22	$ 0.22
		Apartments (5+ Units)	$ 4.74	$ 4.60
		Agricultural	$ 0.03	$ 0.03
CSA 53N	MosquitoDisease-NoCnty	Single Family/Institutional	$ 17.62	$ 17.10
		Multi-Fam (2-4 Units)-Per Unit	$ 7.04	$ 6.84
		Condominium/Vacant	$ 8.78	$ 8.54
		Mobile Home	$ 4.04	$ 3.92
		Industrial/Comm'l	$ 8.80	$ 8.54
		Office	$ 25.02	$ 24.30
		Auto Stor/Prkg	$ 0.34	$ 0.34
		Apartments (5+ Units)	$ 7.00	$ 6.80
		Agricultural	$ 0.03	$ 0.03
		*Plus Add'l Charges More Acres/Units		
CSA 55	Riverdale Park	Zone 1	$ 53.19	$ 15.00
		Zone 2	$ 52.38	$ 215.00
		Zone 3	$ 59.67	$ 215.00
		Zone 4	$ 71.01	$ 215.00
		Zone 5	$ 68.04	$ 215.00
		Zone 6	$ 82.89	$ 215.00
		Zone 7	$ 86.67	$ 215.00
		Zone 8	$ 102.60	$ 215.00

CSA	Description	UNIT	2022-23	2021-22
		Zone 9	$ 102.60	$ 215.00
		Zone 10	$ 107.46	$ 215.00
		Zone 11	$ 399.60	$ 565.00
		Zone 12	$ 425.79	$ 565.00
		Zone 13	$ 496.26	$ 580.00
		Zone 14	$ 541.35	$ 580.00
		Zone 15	$ 555.93	$ 580.00
		Zone 16	$ 483.03	$ 605.00
		Zone 17	$ 543.51	$ 605.00
		Zone 18	$ 570.24	$ 605.00
		Zone 19	$ 589.14	$ 605.00
		Zone 20	$ 593.46	$ 605.00
		Zone 21	$ 612.36	$ 605.00
		Zone 22	$ 637.47	$ 605.00
		Zone 23	$ 670.14	$ 605.00
		Zone 24	$ 681.21	$ 605.00
		Zone 25	$ 552.69	$ 620.00
		Zone 26	$ 615.06	$ 620.00
		Zone 27	$ 615.06	$ 620.00
		Zone 28	$ 320.46	$ 620.00
		Zone 29	$ 585.09	$ 620.00
		Zone 30	$ 627.75	$ 620.00
		Zone 31	$ 637.47	$ 620.00
		Zone 32	$ 680.40	$ 680.00
		Zone 33	$ 692.82	$ 680.00
CSA 56	Felton Grove	Parcel	$ 250.00	$ 250.00
CSA 57	Graham Hill	Single Family Residence	$ 666.22	$ 645.56
CSA 58	Ridge Drive	Zone 1	$ 80.24	$ 80.24
		Zone 2	$ 321.02	$ 321.02
		Zone 3	$ 1,501.80	$ 561.80
		Zone 3	$ 561.80	$ 561.80
		Zone 3	$ 1,001.80	$ 561.80
		Zone 3	$ 901.80	$ 561.80
		Zone 3	$ 1,161.80	$ 561.80
		Zone 4	$ 802.58	$ 802.58
		Zone 4	$ 1,742.58	$ 802.58
CSA 59	McGaffigan Mill Rd	Bridge & Road Maintenance	$ 1,300.00	$ 1,300.00
308820	County Sanitation	Condo/Townhome/Apartment	$ 812.28	$ 762.48
		Mobile Home	$ 697.44	$ 655.80
		Single Family	$ 939.96	$ 880.92
		Accessory Dwelling Unit (ADU)	$ 812.28	$ 762.48
		Bakeries/Donut Shops (+13.06/HCF)	$ 390.12	$ 372.48
		Restaurants/Catering (+13.06/HCF)	$ 390.12	$ 372.48
		Food Processing (+ 15.32/HCF)	$ 390.12	$ 372.48
		Funeral Parlor/Mortuary (+ 15.32/HCF)	$ 390.12	$ 372.48
		Other Business (General) (+ 9.95/HCF)	$ 390.12	$ 372.48
		Domincan Hospital (+10.37/HCF)	$ 390.12	$ 372.48

CSA	Description	UNIT	2022-23	2021-22
		Chaminade (+ 13.39/HCF)	$ 390.12	$ 372.48
		State Parks (+ 9.63/HCF)	$ 390.12	$ 372.48
		Elementary/Middle Sch (+23.30/ADA)	$ 390.12	$ 372.48
		High Sch (+ 34.75/ADA)	$ 390.12	$ 372.48
		Community College (+ 30.61/FTES)	$ 390.12	$ 372.48
		All Schools (+ 9.63/HCF)	$ 390.12	$ 372.48
308851	Davenport SanitationWATER	Residential	$ 1,921.74	$ 1,831.30
		Commercial (+ 11.89/HCF)	$ 495.18	$ 470.26
		Schools (+ 11.89/HCF)	$ 495.18	$ 470.26
308885	Davenport SanitationSEWER	Residential	$ 2,575.22	$ 2,664.00
		Commercial (+ 21.35/HCF)	$ 832.74	$ 874.70
		Schools (+ 51.46/ADA)	$ 832.74	$ 874.70
300829	Freedom Sanitation	Single Family	$ 746.96	$ 694.80
		Multi-Family/Condo/Townhome	$ 488.10	$ 453.72
		Mobile Homes	$ 753.42	$ 700.84
		Commercial (+ 6.63/HCF)	$ 171.70	$ 156.88
		Schools (+ 15.98/ADA)	$ 171.70	$ 156.88
Zone 7	Flood Control	Residential - per residence	$ 91.12	$ 87.62
		Agricultural Acreage - per acre	$ 12.48	$ 12.00
		Unimproved Acreage - per acre	$ 1.20	$ 1.16
		Commercial/Industrial Acreage - per acre	$ 608.12	$ 584.80
		Churches/Schools - per acre	$ 151.92	$ 146.08

Expenditure Agreements to by Renewed for Fiscal Year 2022-2023

Department Title	Item #	GL Key	2022-23 Contract #	Contractor	CalSEC Type	2022-23 Amt
AGRICULTURAL COMM & WT	1	103210	23C01821	WESTRIDGE 125 LLC	CALSECI	91,000.00
ASSESSOR	1	109100	23C3706	MANATRON INC	CALSECI	278,698.00
AUDITOR CNTLR-TREAS-TAX CO	1	123800	23C4049	RAMUNDSEN SUPERIOR HOLDINGS LLC	CALSECI	155,277.00
AUDITOR CNTLR-TREAS-TAX CO	1	123100	23C4432	BROWN ARMSTRONG ACCOUNTANCY CORPORA	CALSECI	49,686.00
AUDITOR CNTLR-TREAS-TAX CO	2	123100	23C4432	BROWN ARMSTRONG ACCOUNTANCY CORPORA	CALSECI	20,005.00
REDEVELOPMENT AGENCY	3	610110	23C4432	BROWN ARMSTRONG ACCOUNTANCY CORPORA	CALSECI	4,896.00
PUBLIC WORKS	4	625175	23C4432	BROWN ARMSTRONG ACCOUNTANCY CORPORA	CALSECI	5,932.00
AUDITOR CNTLR-TREAS-TAX CO	5	124000	23C4432	BROWN ARMSTRONG ACCOUNTANCY CORPORA	CALSECI	2,261.00
DISTRICT ATTORNEY	6	272100	23C4432	BROWN ARMSTRONG ACCOUNTANCY CORPORA	CALSECI	3,297.00
						86,077.00
AUDITOR CNTLR-TREAS-TAX CO	1	123100	23C4439	IGM TECHNOLOGY CORP	CALSCIII	22,500.00
AUDITOR CNTLR-TREAS-TAX CO	1	123200	23C4497	ADP INC	CALSECII	13,130.00
AUDITOR CNTLR-TREAS-TAX CO	1	126000	23C4546	GRANICUS LLC	CALSCIII	76,683.69
AUDITOR CNTLR-TREAS-TAX CO	1	123400	23C01356	SIMPLER SYSTEMS INC	CALSECP	30,000.00
AUDITOR CNTLR-TREAS-TAX CO	2	123200	23C01356	SIMPLER SYSTEMS INC	CALSECP	24,000.00
AUDITOR CNTLR-TREAS-TAX CO	3	123100	23C01356	SIMPLER SYSTEMS INC	CALSECP	36,000.00
AUDITOR CNTLR-TREAS-TAX CO	4	123100	23C01356	SIMPLER SYSTEMS INC	CALSECP	4,995.00
						94,995.00
AUDITOR CNTLR-TREAS-TAX CO	1	123100	23C00865	SCHAFER CONSULTING	CALSECP	10,000.00
AUDITOR CNTLR-TREAS-TAX CO	1	124000	23C01808	SYMPRO INC	CALSECP	8,123.35
AUDITOR CNTLR-TREAS-TAX CO	2	123100	23C01808	SYMPRO INC	CALSECP	5,969.61
						14,092.96
AUDITOR CNTLR-TREAS-TAX CO	1	123100	23C3490	BARTEL ASSOCIATES LLC	CALSECP	3,000.00
AUDITOR CNTLR-TREAS-TAX CO	1	124000	23C53015	US BANK NA ABA#091000022	CALSECP	7,000.00
AUDITOR CNTLR-TREAS-TAX CO	1	124000	23C02070	BANDIT SYSTEMS INC	CALSECP	2,184.56
AUDITOR CNTLR-TREAS-TAX CO	2	126000	23C02070	BANDIT SYSTEMS INC	CALSECP	2,184.56
						4,369.12
AUDITOR CNTLR-TREAS-TAX CO	1	128000	23C01823	ONTARIO SYSTEMS LLC	CALSECP	22,408.50
AUDITOR CNTLR-TREAS-TAX CO	1	126000	23C01869	HDL SOFTWARE LLC	CALSECP	9,000.00
CHILD SUPPORT SERVICES	1	251000	23C4568	Romo Properties LLC	CALSECII	150,336.00
CUSTODIAL FUNDS	1	131220	23C2745A	HINDERLITER DE LLAMAS & ASSOCIATES	WIDGETI	60,000.00
CUSTODIAL FUNDS	1	131220	23C4355	HINDERLITER DE LLAMAS & ASSOCIATES	WIDGETI	30,000.00
COUNTY ADMIN OFFICE	1	181000	23C0857	RUTAN & TUCKER LLP	WIDGETI	125,000.00
COUNTY ADMIN OFFICE	1	181000	23C1479	VENDORLESS VENDOR	WIDGETI	8,000.00
COUNTY ADMIN OFFICE	1	181000	23C4523	OPENGOV INC	CALSCIII	255,000.00
COUNTY ADMIN OFFICE	1	182000	23C4409	GRANICUS LLC	CALSECII	53,000.00
COUNTY ADMIN OFFICE	1	184000	23C4418	CAMINO TECHNOLOGIES INC	CALSECII	50,000.00
COUNTY ADMIN OFFICE	1	186000	23C4503	TETRA TECH INC	CALSECI	no new funds
COUNTY ADMIN OFFICE	2	186000	23C4508	DISTRIBUTION MANAGEMENT COMPANY INC	CALSECI	42,915.00
COUNTY ADMIN OFFICE	1	181000	23C4561	Best, Best & Krieger	CALSECI	100,000.00
COUNTY ADMIN OFFICE	1	191120	23C4551	Zahid Masood	CALSECI	no new funds

Expenditure Agreements to by Renewed for Fiscal Year 2022-2023

Department Title	Item #	GL Key	2022-23 Contract #	Contractor	CalSEC Type	2022-23 Amt
COUNTY ADMIN OFFICE	1	181000	23C02511	NAPOLITANO, STEVEN A	CALSECP	10,000.00
COUNTY ADMIN OFFICE	1	181000	23C02512	ROSENFELD, MARIA SYLVIA	CALSECP	5,000.00
COUNTY ADMIN OFFICE	1	181000	23C02513	CARPENTER, MARTHA LOUISA	CALSECP	5,000.00
COUNTY ADMIN OFFICE	1	181000	23C02516	ROUSSO & JACKEL INC	CALSECP	10,000.00
COUNTY ADMIN OFFICE	1	181000	23C02567	REDENBACHER, GARY	CALSECP	20,000.00
COUNTY ADMIN OFFICE	1	181000	23C00286	HURST BROOKS ESPINOSA LLC	CALSECP	34,800.00
COUNTY ADMIN OFFICE	1	181000	23C00617	SIMPLER SYSTEMS INC	CALSECP	29,000.00
COUNTY ADMIN OFFICE	1	181000	23C01198	TERRIS BARNES WALTERS BOIGON HEATH LESTER I	CALSECP	41,600.00
COUNTY ADMIN OFFICE	1	181000	23C01381	AGBELEKALE, SUSAN GREENE	CALSECP	45,500.00
COUNTY ADMIN OFFICE	1	181000	23C3383	MGT OF AMERICA, LLC	CALSECP	52,000.00
COUNTY CLERK	1	214000	23C0150A	DFM ASSOCIATES INC	CALSECII	128,676.00
COUNTY CLERK	1	214100	23C0150B	DFM ASSOCIATES INC	CALSECII	5,521.56
COUNTY CLERK	1	214100	23C0150C	DFM ASSOCIATES INC	CALSECII	4,132.92
COUNTY CLERK	1	214000	23C4393	DOMINION VOTING SYSTEMS INC	CALSECII	55,102.48
COUNTY CLERK	2	214000	23C4393	DOMINION VOTING SYSTEMS INC	CALSECII	55,730.64
COUNTY CLERK	3	214000	23C4393	DOMINION VOTING SYSTEMS INC	CALSECII	107,024.04
						217,857.16
COUNTY CLERK	1	214000	23C4528	HIHN TRUST: J W FEAKINS & J E WELSH TRUSTEES	CALSECII	215,146.20
COUNTY CLERK	1	214000	23C01575	NETFILE INC	CALSECII	18,000.00
COUNTY FIRE	2	304100	23C4560	CENTRAL FIRE PROTECTION DIST	CALSECI	24,872.00
COUNTY FIRE	1	304100	23C0027	CA DEPARTMENT OF FORESTRY	CALSECI	4,825,258.00
COUNTY FIRE	2	304300	23C0027	CA DEPARTMENT OF FORESTRY	CALSECI	1,540,637.00
						6,365,895.00
COUNTY FIRE	1	304700	23C2750	SCOTTS VALLEY FIRE PROTECTION DISTRICT	CALSECI	105,150.00
COUNTY FIRE	1	304100	23C4219	CENTRAL FIRE PROTECTION DIST	CALSECI	99,000.00
COUNTY FIRE	2	304300	23C4219	CENTRAL FIRE PROTECTION DIST	CALSECI	30,000.00
						129,000.00
COUNTY FIRE	1	304100	23C4569	PERATON	CALSECII	6,382.00
COUNTY FIRE	1	304100	23C02579	SCI	CALSECII	15,000.00
COUNTY FIRE	1	304100	23C01868	SCOMC	CALSECI	49,613.00
COUNTY RECORDER	1	231000	23C3759	MANATRON INC	WIDGETII	64,000.00
COUNTY RECORDER	2	231000	23C3759	MANATRON INC	WIDGETII	4,800.00
COUNTY RECORDER	3	231000	23C3759	MANATRON INC	WIDGETII	66,000.00
						134,800.00
COUNTY RECORDER	1	231000	23C3760	DEPT OF JUSTICE 903347	WIDGETII	2,400.00
COUNTY RECORDER	1	231000	23C3761	CALIFORNIA ELECTRONIC RECORDING	WIDGETI	52,000.00
DISTRICT ATTORNEY	1	272100	23C3637	CITY OF WATSONVILLE	CALSECI	94,905.00
DISTRICT ATTORNEY	1	272100	23C3638	CONSTELLATION JUSTICE SYSTEMS	CALSECI	100,000.00
DISTRICT ATTORNEY	1	272100	23C4221	CIFPM INC	CALSECI	36,704.00
DISTRICT ATTORNEY	1	272100	23C4565	VALERIE BENITO	CALSECI	30,828.00
DISTRICT ATTORNEY	1	272100	23C4539	KARPEL COMPUTER SYSTEMS INC	CALSECI	117,950.00

Expenditure Agreements to by Renewed for Fiscal Year 2022-2023

Department Title	Item #	GL Key	2022-23 Contract #	Contractor	CalSEC Type	2022-23 Amt
GENERAL SERVICES	1	333100	23C3628	FIRST ALARM	CALSECII	68,000.00
GENERAL SERVICES	1	333600	23C4277	SUNPOWER CORPORATION SYSTEMS	CALSECI	71,529.00
GENERAL SERVICES	1	333100	23C4455	UNIVERSAL PROTECTION SERVICE LP	CALSECII	280,000.00
GENERAL SERVICES	1	333300	23C4549	CENTRAL COAST COMMUNITY ENERGY	CALSECI	292,001.83
GENERAL SERVICES	2	333300	23C4549	CENTRAL COAST COMMUNITY ENERGY	CALSECI	35,402.60
						327,404.43
GENERAL SERVICES	1	333100	23C02605	CRANE PEST CONTROL	CALSECP	27,500.00
GENERAL SERVICES	1	333300	23C02606	ELEVATOR SERVICE CO OF CENTRAL CALIFORNIA I	CALSECP	45,000.00
GENERAL SERVICES	1	333500	23C4563	ENTERPRISE FM TRUST	CALSCIII	22,644.00
GENERAL SERVICES	1	333500	23C4564	ENTERPRISE FM TRUST	CALSCIII	1.00
HEALTH SERVICES AGENCY	1	361250	23H0010	UNILAB CORPORATION	WIDGETI	50,000.00
HEALTH SERVICES AGENCY	2	361350	23H0010	UNILAB CORPORATION	WIDGETI	42,000.00
						92,000.00
HEALTH SERVICES AGENCY	1	365001	23H0031	COASTAL TPA INC	CALSECI	5,001.00
HEALTH SERVICES AGENCY	2	365001	23H0031	COASTAL TPA INC	CALSECI	160,000.00
HEALTH SERVICES AGENCY	3	365001	23H0031	COASTAL TPA INC	CALSECI	400,000.00
HEALTH SERVICES AGENCY	4	365001	23H0031	COASTAL TPA INC	CALSECI	3,227,878.00
HEALTH SERVICES AGENCY	5	362503	23H0031	COASTAL TPA INC	CALSECI	30,000.00
						3,822,879.00
HEALTH SERVICES AGENCY	1	363149	23H0098	THE LOTUS COLLABORATIVE INC	WIDGETI	175,000.00
HEALTH SERVICES AGENCY	1	364042	23H0100	ENCOMPASS COMMUNITY SERVICES	CALSECII	4,135,841.00
HEALTH SERVICES AGENCY	2	364042	23H0100	ENCOMPASS COMMUNITY SERVICES	CALSECII	1,456,659.00
HEALTH SERVICES AGENCY	3	364042	23H0100	ENCOMPASS COMMUNITY SERVICES	CALSECII	162,000.00
HEALTH SERVICES AGENCY	4	364022	23H0100	ENCOMPASS COMMUNITY SERVICES	CALSECII	5,000.00
						5,759,500.00
HEALTH SERVICES AGENCY	1	363149	23H0101	CASTLEWOOD WEST LLC	WIDGETI	40,000.00
HEALTH SERVICES AGENCY	1	363301	23H0107	VENDORLESS VENDOR (Master)	WIDGETI	15,000.00
HEALTH SERVICES AGENCY	1	363141	23H0108	SANTA CRUZ HEALTH INFORMATION ORGANIZATIC	CALSECI	66,000.00
HEALTH SERVICES AGENCY	1	362750	23H0112	PERSIMMONY INTERNATIONAL INC	WIDGETI	64,014.00
HEALTH SERVICES AGENCY	1	362750	23H0114	NURSE-FAMILY PARTNERSHIP	WIDGETI	38,333.00
HEALTH SERVICES AGENCY	1	363149	23H0115	GARFIELD NURSING HOME INC	CALSCIII	210,754.00
HEALTH SERVICES AGENCY	1	363149	23H0116	CALIFORNIA PSYCHIATRIC TRANSITIONS INC	WIDGETII	234,056.00
HEALTH SERVICES AGENCY	1	363141	23H0117	STANFORD HEALTH CARE	WIDGETI	59,000.00
HEALTH SERVICES AGENCY	2	361233	23H0117	STANFORD HEALTH CARE	WIDGETI	59,000.00
						118,000.00
HEALTH SERVICES AGENCY	1	361231	23H0125	EMERYVILLE OCCUPATIONAL MEDICAL CENTER INC	WIDGETII	60,000.00
HEALTH SERVICES AGENCY	2	361100	23H0125	EMERYVILLE OCCUPATIONAL MEDICAL CENTER INC	WIDGETII	1.00
						60,001.00
HEALTH SERVICES AGENCY	1	362010	23H0127	AMERICAN MEDICAL RESPONSE	CALSECI	1.00
HEALTH SERVICES AGENCY	1	363210	23H0129	ENCOMPASS COMMUNITY SERVICES	CALSECII	4,814,604.00
HEALTH SERVICES AGENCY	2	363119	23H0129	ENCOMPASS COMMUNITY SERVICES	CALSECII	1,494,893.00

Expenditure Agreements to by Renewed for Fiscal Year 2022-2023

Department Title	Item #	GL Key	2022-23 Contract #	Contractor	CalSEC Type	2022-23 Amt
HEALTH SERVICES AGENCY	3	363117	23H0129	ENCOMPASS COMMUNITY SERVICES	CALSECII	1,159,393.00
HEALTH SERVICES AGENCY	4	363210	23H0129	ENCOMPASS COMMUNITY SERVICES	CALSECII	703,266.00
HEALTH SERVICES AGENCY	5	363210	23H0129	ENCOMPASS COMMUNITY SERVICES	CALSECII	174,178.00
						8,346,334.00
HEALTH SERVICES AGENCY	1	363147	23H0130	SALINAS YELLOW CAB COMPANY LLC	CALSCIII	100,000.00
HEALTH SERVICES AGENCY	1	363147	23H0131	SALINAS YELLOW CAB COMPANY LLC	CALSCIII	100,000.00
HEALTH SERVICES AGENCY	2	362300	23H0131	SALINAS YELLOW CAB COMPANY LLC	CALSCIII	250.00
HEALTH SERVICES AGENCY	3	362200	23H0131	SALINAS YELLOW CAB COMPANY LLC	CALSCIII	250.00
HEALTH SERVICES AGENCY	4	361950	23H0131	SALINAS YELLOW CAB COMPANY LLC	CALSCIII	7,701.00
HEALTH SERVICES AGENCY	5	361241	23H0131	SALINAS YELLOW CAB COMPANY LLC	CALSCIII	1,001.00
						109,202.00
HEALTH SERVICES AGENCY	1	364042	23H0133	JANUS OF SANTA CRUZ	CALSECII	6,441,306.00
HEALTH SERVICES AGENCY	2	364042	23H0133	JANUS OF SANTA CRUZ	CALSECII	2,000,549.00
HEALTH SERVICES AGENCY	3	364022	23H0133	JANUS OF SANTA CRUZ	CALSECII	5,000.00
						8,446,855.00
HEALTH SERVICES AGENCY	1	361112	23H0138	SANTA CRUZ HEALTH INFORMATION ORGANIZATIC	CALSCIII	1,650.00
HEALTH SERVICES AGENCY	2	363141	23H0138	SANTA CRUZ HEALTH INFORMATION ORGANIZATIC	CALSCIII	50,000.00
						51,650.00
HEALTH SERVICES AGENCY	1	364042	23H0141	NEW LIFE COMMUNITY SERVICES INC	CALSECII	169,580.00
HEALTH SERVICES AGENCY	1	363117	23H0143	HAVEN OF HOPE INC	CALSECII	264,940.00
HEALTH SERVICES AGENCY	1	360110	23H0147	CENTRAL CALIFORNIA ALLIANCE FOR HEALTH	CALSECI	174,671.28
HEALTH SERVICES AGENCY	1	363142	23H0149	CORRECT RX PHARMACY SERVICES INC	WIDGETI	50,000.00
HEALTH SERVICES AGENCY	1	361231	23H0160	VENDORLESS VENDOR (Master)	WIDGETI	52,000.00
HEALTH SERVICES AGENCY	2	361331	23H0160	VENDORLESS VENDOR (Master)	WIDGETI	57,770.00
HEALTH SERVICES AGENCY	3	361950	23H0160	VENDORLESS VENDOR (Master)	WIDGETI	32,700.00
						142,470.00
HEALTH SERVICES AGENCY	1	360150	23H0165	PUBLIC CONSULTING GROUP INC	CALSECI	100,000.00
HEALTH SERVICES AGENCY	1	360150	23H0168	STATE OF CALIFORNIA-DEPARTMENT OF HEALTH C	CALSECII	260,000.00
HEALTH SERVICES AGENCY	1	360150	23H0169	STATE OF CALIFORNIA-DEPARTMENT OF HEALTH C	CALSECI	2,025,150.00
HEALTH SERVICES AGENCY	1	360140	23H0173	VENDORLESS VENDOR (Master)	CALSECI	175,000.00
HEALTH SERVICES AGENCY	1	363149	23H0175	MONTECITO MANOR	CALSECI	1,200,807.47
HEALTH SERVICES AGENCY	2	363147	23H0175	MONTECITO MANOR	CALSECI	5,000.00
						1,205,807.47
HEALTH SERVICES AGENCY	1	363140	23H0176	BEACON HEALTH OPTIONS OF CALIFORNIA INC	WIDGETI	419,376.00
HEALTH SERVICES AGENCY	1	363140	23H0177	SJBH, LLC	WIDGETI	1,542,320.00
HEALTH SERVICES AGENCY	1	360180	23H0185	UNIVERSAL PROTECTION SERVICE LP	CALSECP	92,970.00
HEALTH SERVICES AGENCY	2	361310	23H0185	UNIVERSAL PROTECTION SERVICE LP	CALSECP	31,575.00
HEALTH SERVICES AGENCY	3	363101	23H0185	UNIVERSAL PROTECTION SERVICE LP	CALSECP	53,355.00
HEALTH SERVICES AGENCY	4	363124	23H0185	UNIVERSAL PROTECTION SERVICE LP	CALSECP	128,430.00
						306,330.00
CUSTODIAL FUNDS	1	135461	23H0191	KISTERS NORTH AMERICA INC	CALSECI	30,000.00

Expenditure Agreements to by Renewed for Fiscal Year 2022-2023

Department Title	Item #	GL Key	2022-23 Contract #	Contractor	CalSEC Type	2022-23 Amt
HEALTH SERVICES AGENCY	1	361950	23H0193	SAWYER DC, SCOTT M	CALSECI	13,414.00
CUSTODIAL FUNDS	1	135461	23H0197	BALANCE HYDROLOGICS INC	CALSECI	90,592.91
HEALTH SERVICES AGENCY	1	362115	23H0198	MAXIM HEALTHCARE SERVICES	WIDGETI	100,000.00
HEALTH SERVICES AGENCY	1	362215	23H0200	GORDON, CALVIN	CALSECII	175,000.00
HEALTH SERVICES AGENCY	2	362215	23H0200	GORDON, CALVIN	CALSECII	175,000.00
						350,000.00
HEALTH SERVICES AGENCY	1	363210	23H0205	VOLUNTEER CENTERS OF SANTA CRUZ COUNTY	CALSECII	1,742,029.00
HEALTH SERVICES AGENCY	2	363117	23H0205	VOLUNTEER CENTERS OF SANTA CRUZ COUNTY	CALSECII	312,414.00
						2,054,443.00
HEALTH SERVICES AGENCY	1	363120	23H0207	INTREPID ASCENT LLC	CALSECI	1.00
HEALTH SERVICES AGENCY	2	362215	23H0207	INTREPID ASCENT LLC	CALSECI	62,000.00
						62,001.00
HEALTH SERVICES AGENCY	1	361100	23H0215	WIPFLI LLP	CALSECI	60,500.00
HEALTH SERVICES AGENCY	1	360150	23H0216	HANSINE FISHER & ASSOCIATES	CALSECII	200,000.00
HEALTH SERVICES AGENCY	1	363114	23H0218	SANTA CRUZ COUNTY OFFICE OF EDUCATION	CALSECI	957,597.00
HEALTH SERVICES AGENCY	1	191075	23H0217	GENSLER	CALSECI	$ 227,178.00
HEALTH SERVICES AGENCY	1	364022	23H0219	PVPSA	CALSECII	170,560.00
HEALTH SERVICES AGENCY	2	364022	23H0219	PVPSA	CALSECII	10,000.00
						180,560.00
HEALTH SERVICES AGENCY	1	362215	23H0220	COMMUNITY BRIDGES	CALSECII	25,000.00
HEALTH SERVICES AGENCY	1	363210	23H0221	APPLIED CRISIS TRAINING AND CONSULTING INC	CALSECI	189,262.00
HEALTH SERVICES AGENCY	1	363210	23H0222	RESOURCE DEVELOPMENT ASSOCIATES	CALSECI	351,924.00
HEALTH SERVICES AGENCY	1	362215	23H0225	SANTA CRUZ COMMUNITY HEALTH CENTERS	CALSECI	239,295.00
HEALTH SERVICES AGENCY	1	362300	23H0226	HEALTH IMPROVEMENT PARTNERSHIP OF SANTA C	CALSCIII	65,000.00
HEALTH SERVICES AGENCY	1	363101	23H0227	CALIFORNIA MENTAL HEALTH SERVICES AUTHORIT	CALSECI	100,373.83
HEALTH SERVICES AGENCY	1	363120	23H0228	INTREPID ASCENT LLC	CALSECI	334,000.00
HEALTH SERVICES AGENCY	1	362215	23H0229	SANTA CRUZ HEALTH INFORMATION ORGANIZATIC	CALSECI	165,000.00
HEALTH SERVICES AGENCY	1	361100	23H0230	TREMAINE CONSULTING GROUP	WIDGETI	34,000.00
HEALTH SERVICES AGENCY	1	363149	23H0231	PSYNERGY PROGRAMS INC	WIDGETI	564,000.00
HEALTH SERVICES AGENCY	1	362215	23H0232	HEALTH IMPROVEMENT PARTNERSHIP OF SANTA C	CALSECI	1.00
HEALTH SERVICES AGENCY	2	362200	23H0232	HEALTH IMPROVEMENT PARTNERSHIP OF SANTA C	CALSECI	1.00
						2.00
HEALTH SERVICES AGENCY	1	362100	23H0233	SANTA CRUZ COMMUNITY VENTURES	CALSECII	86,000.00
HEALTH SERVICES AGENCY	1	362215	23H0234	COUNTY OFFICE OF EDUCATION	CALSECI	133,333.33
HEALTH SERVICES AGENCY	1	362110	23H0241	COLL, ELIZA GREGORY	CALSECP	10,000.00
HEALTH SERVICES AGENCY	2	362215	23H0241	COLL, ELIZA GREGORY	CALSECP	15,000.00
						25,000.00
HEALTH SERVICES AGENCY	1	363101	23H0246	FOLEY & LARDNER LLP	WIDGETI	15,000.00
HEALTH SERVICES AGENCY	2	363149	23H0693	VENDORLESS VENDOR (Master)	WIDGETI	140,000.00
HEALTH SERVICES AGENCY	1	363140	23H0414	VENDORLESS VENDOR (Master)	WIDGETI	35,000.00
HEALTH SERVICES AGENCY	1	363210	23H0492	FAMILY SERVICE AGENCY OF THE CENTRAL COAST	CALSECII	191,493.00

Expenditure Agreements to by Renewed for Fiscal Year 2022-2023

Department Title	Item #	GL Key	2022-23 Contract #	Contractor	CalSEC Type	2022-23 Amt
HEALTH SERVICES AGENCY	1	363149	23H0539	FRONT STREET INC	CALSECII	1,702,543.00
HEALTH SERVICES AGENCY	2	363210	23H0539	FRONT STREET INC	CALSECII	3,688,796.00
HEALTH SERVICES AGENCY	3	363210	23H0539	FRONT STREET INC	CALSECII	292,177.00
						5,683,516.00
HEALTH SERVICES AGENCY	1	363149	23H0593	CRESTWOOD BEHAVIORAL HEALTH INC	WIDGETII	1,284,451.00
HEALTH SERVICES AGENCY	1	363210	23H0603	CALIFORNIA STATE DEPT OF REHABILITATION	CALSECI	115,817.00
HEALTH SERVICES AGENCY	1	363140	23H0665	ADVOCACY INC	CALSECII	96,273.00
HEALTH SERVICES AGENCY	1	363149	23H0693	VENDORLESS VENDOR (Master)	WIDGETI	1,517,149.00
HEALTH SERVICES AGENCY	1	364042	23H0892	PVPSA	CALSECII	386,024.00
HEALTH SERVICES AGENCY	2	364022	23H0892	PVPSA	CALSECII	126,819.00
						512,843.00
CUSTODIAL FUNDS	1	133607	23H0960	SANTA CRUZ FINANCE, CITY OF	WIDGETI	900,000.00
HEALTH SERVICES AGENCY	1	363117	23H1412	PARENTS CENTER INC	CALSECII	420,581.00
HEALTH SERVICES AGENCY	1	363210	23H1460	MENTAL HEALTH CLIENT ACTION NETWORK	CALSECII	300,272.00
HEALTH SERVICES AGENCY	1	362010	23H1744	SANTA CRUZ REGIONAL 9-1-1	WIDGETI	12,000.00
HEALTH SERVICES AGENCY	2	362010	23H1744	SANTA CRUZ REGIONAL 9-1-1	WIDGETI	14,500.00
						26,500.00
HEALTH SERVICES AGENCY	1	363149	23H1995	7TH AVENUE CENTER LLC	WIDGETII	1,582,640.00
HEALTH SERVICES AGENCY	1	362010	23H2026	VENDORLESS VENDOR (Master)	WIDGETI	1.00
HEALTH SERVICES AGENCY	1	362501	23H2028	VENDORLESS VENDOR (Master)	WIDGETI	85,000.00
HEALTH SERVICES AGENCY	1	360140	23H2035	VENDORLESS VENDOR (Master)	CALSECI	1,000,000.00
HEALTH SERVICES AGENCY	1	364042	23H2535	RIKKI RAP INC	CALSECII	925,360.00
HEALTH SERVICES AGENCY	1	364042	23H2537	NEW LIFE COMMUNITY SERVICES INC	CALSECII	1,014,217.00
HEALTH SERVICES AGENCY	2	364042	23H2537	NEW LIFE COMMUNITY SERVICES INC	CALSECII	307,774.00
						1,321,991.00
HEALTH SERVICES AGENCY	1	363301	23H2634	VENDORLESS VENDOR	WIDGETI	2,000.00
HEALTH SERVICES AGENCY	1	361950	23H2906	DIENTES COMMUNITY DENTAL CARE	CALSCIII	49,977.00
HEALTH SERVICES AGENCY	2	361241	23H2906	DIENTES COMMUNITY DENTAL CARE	CALSCIII	30,000.00
						79,977.00
HEALTH SERVICES AGENCY	1	363114	23H2941	VENDORLESS VENDOR (Master)	WIDGETI	70,000.00
HEALTH SERVICES AGENCY	1	367100	23H3000	ACCELA INC	CALSCIII	57,391.01
HEALTH SERVICES AGENCY	1	361112	23H3095	OREGON COMMUNITY HEALTH INFORMATION NET'	WIDGETI	391,343.00
HEALTH SERVICES AGENCY	2	361112	23H3095	OREGON COMMUNITY HEALTH INFORMATION NET'	WIDGETI	259,348.00
						650,691.00
HEALTH SERVICES AGENCY	1	363114	23H3106	PVPSA	CALSECII	1,484,950.00
HEALTH SERVICES AGENCY	1	361950	23H3372	HOUSING MATTERS	CALSECI	50,000.00
HEALTH SERVICES AGENCY	1	361950	23H3444	FRONT STREET HOUSING INC	CALSECII	34,000.00
HEALTH SERVICES AGENCY	2	361950	23H3444	FRONT STREET HOUSING INC	CALSECII	1.00

Department Title	Item #	GL Key	2022-23 Contract #	Contractor	CalSEC Type	2022-23 Amt
HEALTH SERVICES AGENCY	3	361950	23H3444	FRONT STREET HOUSING INC	CALSECII	1.00
HEALTH SERVICES AGENCY	4	361950	23H3444	FRONT STREET HOUSING INC	CALSECII	5,000.00
HEALTH SERVICES AGENCY	5	361950	23H3444	FRONT STREET HOUSING INC	CALSECII	50,500.00
HEALTH SERVICES AGENCY	6	361950	23H3444	FRONT STREET HOUSING INC	CALSECII	1.00
HEALTH SERVICES AGENCY	7	361950	23H3444	FRONT STREET HOUSING INC	CALSECII	36,625.00
HEALTH SERVICES AGENCY	8	361950	23H3444	FRONT STREET HOUSING INC	CALSECII	224,233.00
HEALTH SERVICES AGENCY	9	361950	23H3444	FRONT STREET HOUSING INC	CALSECII	1.00
HEALTH SERVICES AGENCY	10	361950	23H3444	FRONT STREET HOUSING INC	CALSECII	4,100.00
						354,462.00
HEALTH SERVICES AGENCY	1	364022	23H3452	APPLIED SURVEY RESEARCH	CALSECII	49,837.00
HEALTH SERVICES AGENCY	1	363149	23H3460	DAVIS GUEST HOME INC	WIDGETII	848,132.00
HEALTH SERVICES AGENCY	1	363149	23H3501	FRONT STREET INC	WIDGETII	596,362.00
HEALTH SERVICES AGENCY	1	361231	23H3505	VENDORLESS VENDOR (Master)	WIDGETI	170,000.00
HEALTH SERVICES AGENCY	1	363141	23H3591	FCS INC	WIDGETII	35,000.00
HEALTH SERVICES AGENCY	1	365001	23H3592	DIGNITY HEALTH	CALSECI	280,000.00
HEALTH SERVICES AGENCY	1	363320	23H3645	PANORAMIC SOFTWARE INC	CALSECI	25,900.00
HEALTH SERVICES AGENCY	1	362503	23H3657	VENDORLESS VENDOR (Master)	WIDGETI	1.00
HEALTH SERVICES AGENCY	1	363149	23H3680	HELIOS HEALTHCARE LLC	WIDGETII	173,848.00
HEALTH SERVICES AGENCY	1	361260	23H3763	RADIOLOGY MEDICAL GROUP OF SANTA CRUZ CC	WIDGETI	26,000.00
HEALTH SERVICES AGENCY	2	361360	23H3763	RADIOLOGY MEDICAL GROUP OF SANTA CRUZ CC	WIDGETI	19,620.00
						45,620.00
HEALTH SERVICES AGENCY	1	363210	23H3812	VENDORLESS VENDOR (Master)	WIDGETI	69,000.00
HEALTH SERVICES AGENCY	1	363111	23H3900	UNITED WAY OF SANTA CRUZ COUNTY	CALSECII	113,453.00
HEALTH SERVICES AGENCY	1	363114	23H3901	SANTA CRUZ COUNTY OFFICE OF EDUCATION	CALSECII	104,242.00
HEALTH SERVICES AGENCY	1	363210	23H3903	FRONT STREET HOUSING INC	CALSECII	834,876.00
HEALTH SERVICES AGENCY	1	363140	23H3918	NATIVIDAD MEDICAL CENTER	WIDGETI	50,000.00
HEALTH SERVICES AGENCY	1	363141	23H3940	VENDORLESS VENDOR (Master)	WIDGETI	750,000.00
HEALTH SERVICES AGENCY	2	361231	23H3940	VENDORLESS VENDOR (Master)	WIDGETI	354,600.00
HEALTH SERVICES AGENCY	3	361331	23H3940	VENDORLESS VENDOR (Master)	WIDGETI	283,000.00
						1,387,600.00
HEALTH SERVICES AGENCY	1	363140	23H3952	TELECARE CORPORATION	CALSECI	8,165,525.00
HEALTH SERVICES AGENCY	1	363140	23H3953	TELECARE CORPORATION	CALSECI	5,109,087.00
HEALTH SERVICES AGENCY	1	365001	23H3955	PALO ALTO MEDICAL FOUNDATION	WIDGETI	1.00
HEALTH SERVICES AGENCY	1	363147	23H3987	AMERICAN MEDICAL TRANSPORT INC	CALSECI	100,000.00
HEALTH SERVICES AGENCY	1	363103	23H3994	NETSMART TECHNOLOGIES INC	CALSECI	718,874.00
HEALTH SERVICES AGENCY	1	363141	23H3998	VENDORLESS VENDOR (Master)	WIDGETI	124,000.00
HEALTH SERVICES AGENCY	2	361100	23H3998	VENDORLESS VENDOR (Master)	WIDGETI	30,000.00
						154,000.00
HEALTH SERVICES AGENCY	1	363117	23H4003	VENDORLESS VENDOR (Master)	WIDGETI	150,000.00
HEALTH SERVICES AGENCY	1	361380	23H4005	DIENTES COMMUNITY DENTAL CARE	WIDGETI	1,600,000.00
HEALTH SERVICES AGENCY	2	361380	23H4005	DIENTES COMMUNITY DENTAL CARE	WIDGETI	70,000.00

Department Title	Item #	GL Key	2022-23 Contract #	Contractor	CalSEC Type	2022-23 Amt
HEALTH SERVICES AGENCY	3	361380	23H4005	DIENTES COMMUNITY DENTAL CARE	WIDGETI	107,243.00
						1,777,243.00
HEALTH SERVICES AGENCY	1	362010	23H01316	HOSPITAL ASSOCIATION OF SOUTHERN CA	CALSECP	38,681.00
HEALTH SERVICES AGENCY	1	362010	23H01645	COUNTY OF SONOMA	CALSECP	2,175.00
HEALTH SERVICES AGENCY	1	364022	22H01684	CLEAR CHANNEL OUTDOOR INC	CALSECP	18,427.00
HEALTH SERVICES AGENCY	1	361112	23H01715	ZAYO GROUP HOLDINGS INC	CALSECP	3,800.00
HEALTH SERVICES AGENCY	2	364022	23H01773	HEALTH IMPROVEMENT PARTNERSHIP OF SANTA C	CALSECP	32,181.00
HEALTH SERVICES AGENCY	1	364022	23H01773	HEALTH IMPROVEMENT PARTNERSHIP OF SANTA C	CALSECP	53,985.00
						86,166.00
HEALTH SERVICES AGENCY	5	361100	23H01775	LANGUAGE SERVICES ASSOCIATES INC	CALSECP	1,000.00
HEALTH SERVICES AGENCY	6	361920	23H01775	LANGUAGE SERVICES ASSOCIATES INC	CALSECP	2,000.00
HEALTH SERVICES AGENCY	3	362115	23H01775	LANGUAGE SERVICES ASSOCIATES INC	CALSECP	500.00
HEALTH SERVICES AGENCY	4	362115	23H01775	LANGUAGE SERVICES ASSOCIATES INC	CALSECP	500.00
HEALTH SERVICES AGENCY	1	363104	23H01775	LANGUAGE SERVICES ASSOCIATES INC	CALSECP	12,000.00
HEALTH SERVICES AGENCY	2	364012	23H01775	LANGUAGE SERVICES ASSOCIATES INC	CALSECP	4,250.00
						20,250.00
HEALTH SERVICES AGENCY	1	362010	23H01786	PETERSON POWER SYSTEMS INC	CALSECP	6,600.00
HEALTH SERVICES AGENCY	1	365200	23H01860	COMMUNITY DATA ROUNDTABLE	CALSECP	40,000.00
HEALTH SERVICES AGENCY	1	363210	23H01891	NAMI SANTA CRUZ COUNTY	CALSECP	90,000.00
HEALTH SERVICES AGENCY	1	364022	23H02002	JANUS OF SANTA CRUZ	CALSECP	60,000.00
HEALTH SERVICES AGENCY	1	360150	23H02009	FAIRBANKS LLC	CALSECP	41,250.00
HEALTH SERVICES AGENCY	1	361100	23H02083	SALES CONSULTANTS OF LAKE OSWE dba: UHC Sc	CALSECP	55,000.00
HEALTH SERVICES AGENCY	1	361100	23H02243	ARISTAMD INC	CALSECP	5,000.00
HEALTH SERVICES AGENCY	3	363111	23H02283	ENCOMPASS COMMUNITY SERVICES	CALSECP	31,500.00
HEALTH SERVICES AGENCY	1	363210	23H02283	ENCOMPASS COMMUNITY SERVICES	CALSECP	36,000.00
HEALTH SERVICES AGENCY	4	364042	23H02283	ENCOMPASS COMMUNITY SERVICES	CALSECP	7,000.00
						74,500.00
HEALTH SERVICES AGENCY	1	362210	23H02375	DOWNTOWN STREETS INC	CALSECP	78,520.00
HEALTH SERVICES AGENCY	2	362210	23H02375	DOWNTOWN STREETS INC	CALSECP	20,000.00
						98,520.00
HEALTH SERVICES AGENCY	1	364042	23H02404	HORIZON SERVICES INC	CALSECP	34,800.00
HEALTH SERVICES AGENCY	1	362115	23H02419	DICKINSON, BECTON	CALSECP	17,000.00
HEALTH SERVICES AGENCY	1	362100	23H02458	HOLT-RUSMORE, EVAROSA THALIA	CALSECP	99,000.00
HEALTH SERVICES AGENCY	1	364042	23H02489	ADVENT GROUP MINISTRIES INC	CALSECP	55,000.00
HEALTH SERVICES AGENCY	1	361341	23H02591	MONAHAN, MD, PATRICK	CALSECP	5,000.00
HEALTH SERVICES AGENCY	1	361241	23H02610	ALSCO INC	CALSECP	12,000.00
HEALTH SERVICES AGENCY	2	361250	23H02610	ALSCO INC	CALSECP	2,000.00
HEALTH SERVICES AGENCY	3	361341	23H02610	ALSCO INC	CALSECP	12,000.00
HEALTH SERVICES AGENCY	4	361350	23H02610	ALSCO INC	CALSECP	2,000.00
HEALTH SERVICES AGENCY	5	361950	23H02610	ALSCO INC	CALSECP	2,000.00
HEALTH SERVICES AGENCY	6	362503	23H02610	ALSCO INC	CALSECP	15,000.00

Department Title	Item #	GL Key	2022-23 Contract #	Contractor	CalSEC Type	2022-23 Amt
						45,000.00
HEALTH SERVICES AGENCY	1	363144	23H02647	CERIDA INVESTMENT CORP	CALSECP	50,000.00
HEALTH SERVICES AGENCY	2	364022	23H02652	THE CHILDREN ARE OUR FUTURE	CALSECP	33,560.00
HEALTH SERVICES AGENCY	3	364022	23H02652	THE CHILDREN ARE OUR FUTURE	CALSECP	34,238.00
HEALTH SERVICES AGENCY	4	364022	23H02652	THE CHILDREN ARE OUR FUTURE	CALSECP	8,701.00
HEALTH SERVICES AGENCY	1	364022	23H02652	THE CHILDREN ARE OUR FUTURE	CALSECP	23,500.00
						99,999.00
HEALTH SERVICES AGENCY	1	364022	23H02668	THE CHILDREN ARE OUR FUTURE	CALSECP	78,828.00
HEALTH SERVICES AGENCY	1	363210	22H02683	MONARCH SERVICES-SERVICIOS MONARCA	CALSECP	86,407.00
HEALTH SERVICES AGENCY	1	362100	23H02705	CONDUENT HEALTHY COMMUNITIES CORPORATIC	CALSECP	30,385.00
HEALTH SERVICES AGENCY	1	360110	23H02706	BERTELSMANN LEARNING LLC	CALSECP	49,500.00
HEALTH SERVICES AGENCY	1	362300	23H02718	ENCOMPASS COMMUNITY SERVICES	CALSECP	11,256.00
HEALTH SERVICES AGENCY	2	362300	23H02718	ENCOMPASS COMMUNITY SERVICES	CALSECP	75,090.68
						86,346.68
HEALTH SERVICES AGENCY	1	360110	23H02719	REGENTS OF THE UNIVERSITY OF CALIFORNIA	CALSECP	5,000.00
HEALTH SERVICES AGENCY	2	367500	23H02719	REGENTS OF THE UNIVERSITY OF CALIFORNIA	CALSECP	2,000.00
						7,000.00
HEALTH SERVICES AGENCY	1	364022	23H02741	COMMUNITY ACTION BOARD OF SANTA CRUZ CO	CALSECP	53,000.00
HEALTH SERVICES AGENCY	2	364022	23H02741	COMMUNITY ACTION BOARD OF SANTA CRUZ CO	CALSECP	5,940.00
						58,940.00
HEALTH SERVICES AGENCY	1	363141	23H02752	THE MEDICUS FIRM INC	CALSECI	90,000.00
HEALTH SERVICES AGENCY	1	361250	23H69468	BIOMERIEUX INC	CALSECP	11,684.00
HEALTH SERVICES AGENCY	1	361341	23H71452	WILLIAMS SCOTSMAN INC	CALSECP	1,500.00
HEALTH SERVICES AGENCY	2	361950	23H71452	WILLIAMS SCOTSMAN INC	CALSECP	2,500.00
HEALTH SERVICES AGENCY	1	361231	23H74335	UPTODATE INC	CALSECP	3,808.00
HEALTH SERVICES AGENCY	2	361233	23H74335	UPTODATE INC	CALSECP	3,808.00
HEALTH SERVICES AGENCY	3	361331	23H74335	UPTODATE INC	CALSECP	5,923.00
HEALTH SERVICES AGENCY	4	361333	23H74335	UPTODATE INC	CALSECP	1,270.00
HEALTH SERVICES AGENCY	6	361920	23H74335	UPTODATE INC	CALSECP	424.00
HEALTH SERVICES AGENCY	5	361933	23H74335	UPTODATE INC	CALSECP	424.00
HEALTH SERVICES AGENCY	7	361951	23H74335	UPTODATE INC	CALSECP	1,270.00
HEALTH SERVICES AGENCY	8	363141	23H74335	UPTODATE INC	CALSECP	7,500.00
						28,427.00
HEALTH SERVICES AGENCY	1	362010	23H03933	IMAGETREND	CALSECI	49,443.14
HEALTH SERVICES AGENCY	1	362200	23H0095	CA DEPT OF PUBLIC HEALTH	CALSECII	45,000.00
HEALTH SERVICES AGENCY	1	362215	23H0235	COMMUNITY ACTION BOARD OF SANTA CRUZ CO	CALSECI	22,605.00
HEALTH SERVICES AGENCY	1	362800	23H0237	CATCH Global Foundation	CALSECI	10,000.00
HEALTH SERVICES AGENCY	1	364012	23H0239	Mayeda Consulting	CALSECI	47,500.00
HEALTH SERVICES AGENCY	1	135461	23H0240	STORESUND CONSTRUCTION INC	CALSECI	252,442.00
HUMAN SERVICES DEPT	1	391200	23W4067	RASHMIKANT & SEEMA PATEL	CALSECII	860,000.00
HUMAN SERVICES DEPT	1	391200	23W4082	WATSONVILLE HOTELS LLC	CALSECII	1,629,600.00

Department Title	Item #	GL Key	2022-23 Contract #	Contractor	CalSEC Type	2022-23 Amt
HUMAN SERVICES DEPT	1	391200	23C4371	HOUSING MATTERS	CALSCIII	3,515,625.00
HUMAN SERVICES DEPT	1	391200	23C4378	SALVATION ARMY	CALSECII	800,000.00
HUMAN SERVICES DEPT	1	391200	23C4450	GARDNER, ANTHONY J	CALSECII	124,800.00
HUMAN SERVICES DEPT	1	391200	23C4452	BITFOCUS INC	CALSECII	230,247.00
HUMAN SERVICES DEPT	2	391200	23C4452	BITFOCUS INC	CALSECII	94,450.00
						324,697.00
HUMAN SERVICES DEPT	1	392100	23W0009	UNIVERSAL PROTECTION SERVICE LP	CALSECP	220,000.00
HUMAN SERVICES DEPT	1	391600	23W0553	VENDORLESS VENDOR	WIDGETI	350,000.00
HUMAN SERVICES DEPT	1	391600	23W1495	CABRILLO COMMUNITY COLLEGE DISTRICT	CALSECII	60,000.00
HUMAN SERVICES DEPT	2	391600	23W1495	CABRILLO COMMUNITY COLLEGE DISTRICT	CALSECII	60,000.00
						120,000.00
HUMAN SERVICES DEPT	1	392100	23W1776	COMMUNITY ACTION BOARD OF SANTA CRUZ CO	CALSECII	432,000.00
HUMAN SERVICES DEPT	2	392100	23W1776	COMMUNITY ACTION BOARD OF SANTA CRUZ CO	CALSECII	700,000.00
HUMAN SERVICES DEPT	3	392100	23W1776	COMMUNITY ACTION BOARD OF SANTA CRUZ CO	CALSECII	5,750.00
HUMAN SERVICES DEPT	4	392100	23W1776	COMMUNITY ACTION BOARD OF SANTA CRUZ CO	CALSECII	193,000.00
						1,330,750.00
HUMAN SERVICES DEPT	1	392100	23W1893	REGENTS OF THE UNIVERSITY OF CA DAVIS	CALSECII	301,750.00
HUMAN SERVICES DEPT	2	392100	23W1893	REGENTS OF THE UNIVERSITY OF CA DAVIS	CALSECII	42,500.00
						344,250.00
HUMAN SERVICES DEPT	1	392100	23W2016	FAMILIES IN TRANSITION OF SANTA CRUZ COUNTY	CALSECII	401,370.00
HUMAN SERVICES DEPT	2	392100	23W2016	FAMILIES IN TRANSITION OF SANTA CRUZ COUNTY	CALSECII	13,000.00
						414,370.00
HUMAN SERVICES DEPT	1	392100	23W2261	GOODWILL CENTRAL COAST	CALSECII	138,359.00
HUMAN SERVICES DEPT	1	392100	23W2262	HOUSING MATTERS	CALSECII	78,670.00
HUMAN SERVICES DEPT	2	392100	23W2262	HOUSING MATTERS	CALSECII	102,353.00
						181,023.00
HUMAN SERVICES DEPT	1	392100	23W3267	EVIDENT CHANGE	CALSECII	49,116.00
HUMAN SERVICES DEPT	1	392100	23W3323	BIT CALIFORNIA LLC	CALSECI	140,000.00
HUMAN SERVICES DEPT	2	392100	23W3323	BIT CALIFORNIA LLC	CALSECI	160,000.00
						300,000.00
HUMAN SERVICES DEPT	1	391600	23W3379	SANTA CRUZ COUNTY OFFICE OF EDUCATION	CALSECII	800,000.00
HUMAN SERVICES DEPT	1	392100	23W3409	WESTRIDGE 225 LLC	CALSECI	416,000.00
HUMAN SERVICES DEPT	1	392100	23W3485	ENCOMPASS COMMUNITY SERVICES	CALSECII	455,972.00
HUMAN SERVICES DEPT	2	392100	23W3485	ENCOMPASS COMMUNITY SERVICES	CALSECII	110,000.00
HUMAN SERVICES DEPT	3	392100	23W3485	ENCOMPASS COMMUNITY SERVICES	CALSECII	45,057.00
HUMAN SERVICES DEPT	4	392100	23W3485	ENCOMPASS COMMUNITY SERVICES	CALSECII	81,308.00
HUMAN SERVICES DEPT	5	392100	23W3485	ENCOMPASS COMMUNITY SERVICES	CALSECII	190,714.00
HUMAN SERVICES DEPT	6	392100	23W3485	ENCOMPASS COMMUNITY SERVICES	CALSECII	17,856.00
HUMAN SERVICES DEPT	7	392100	23W3485	ENCOMPASS COMMUNITY SERVICES	CALSECII	15,193.00
						916,100.00
HUMAN SERVICES DEPT	1	392100	23W3600	THE WATSONVILLE LAW CENTER	CALSECII	69,090.00

Department Title	Item #	GL Key	2022-23 Contract #	Contractor	CalSEC Type	2022-23 Amt
HUMAN SERVICES DEPT	1	392100	23W3611	PARENTS CENTER INC	CALSECII	824,141.00
HUMAN SERVICES DEPT	2	392100	23W3611	PARENTS CENTER INC	CALSECII	60,000.00
HUMAN SERVICES DEPT	3	392100	23W3611	PARENTS CENTER INC	CALSECII	46,156.00
HUMAN SERVICES DEPT	4	392100	23W3611	PARENTS CENTER INC	CALSECII	5,000.00
						935,297.00
HUMAN SERVICES DEPT	1	391600	23W3825	CABRILLO COMMUNITY COLLEGE DISTRICT	CALSECII	44,000.00
HUMAN SERVICES DEPT	1	392100	23W3902	SECOND HARVEST FOOD BANK SANTA CRUZ	CALSECII	293,770.00
HUMAN SERVICES DEPT	1	392100	23W3904	COMMUNITY ACTION BOARD OF SANTA CRUZ CO	CALSECII	649,966.00
HUMAN SERVICES DEPT	1	392100	23W3909	PARENTS CENTER INC	CALSECII	342,362.00
HUMAN SERVICES DEPT	1	392100	23W3913	GOODWILL CENTRAL COAST	CALSECII	649,715.00
HUMAN SERVICES DEPT	1	392100	23W3927	HANSEN, WILLIAM J	CALSECI	996,130.00
HUMAN SERVICES DEPT	1	392100	23W3934	CABRILLO COMMUNITY COLLEGE DISTRICT	CALSECII	81,186.00
HUMAN SERVICES DEPT	2	392100	23W3934	CABRILLO COMMUNITY COLLEGE DISTRICT	CALSECII	109,562.00
						190,748.00
HUMAN SERVICES DEPT	1	392100	23W3954	EVIDENT CHANGE	CALSECI	63,000.00
HUMAN SERVICES DEPT	1	392100	23W3972	FAMILIES IN TRANSITION OF SANTA CRUZ COUNTY	CALSECII	1,891,159.00
HUMAN SERVICES DEPT	1	392100	23W3973	HOUSING MATTERS	CALSECII	477,807.00
HUMAN SERVICES DEPT	2	392100	23W3973	HOUSING MATTERS	CALSECII	157,410.00
HUMAN SERVICES DEPT	3	392100	23W3973	HOUSING MATTERS	CALSECII	99,990.00
						735,207.00
HUMAN SERVICES DEPT	1	392100	23W3975	CONTRACTPAL INC	CALSECII	155,000.00
HUMAN SERVICES DEPT	1	392100	23W3983	ENCOMPASS COMMUNITY SERVICES	CALSECI	505,157.00
HUMAN SERVICES DEPT	2	392200	23W3983	ENCOMPASS COMMUNITY SERVICES	CALSECI	520,916.00
						1,026,073.00
HUMAN SERVICES DEPT	1	392100	23W3988	CALIFORNIA STATE UNIVERSITY FRESNO FOUNDAT	CALSECII	136,587.00
HUMAN SERVICES DEPT	1	392100	23W3989	HOUSING MATTERS	CALSECII	88,787.00
HUMAN SERVICES DEPT	1	392100	23W3990	CITYSPAN TECHNOLOGIES INC	CALSECII	87,500.00
HUMAN SERVICES DEPT	1	392100	23W3992	JPP INVESTMENTS WESTRIDGE LLC	CALSECI	128,400.00
HUMAN SERVICES DEPT	1	392100	23W3998	WAYFINDER FAMILY SERVICES	CALSECII	80,000.00
HUMAN SERVICES DEPT	2	392100	23W3998	WAYFINDER FAMILY SERVICES	CALSECII	126,700.00
						206,700.00
HUMAN SERVICES DEPT	1	392100	23W4046	HOUSING MATTERS	CALSECII	622,106.00
HUMAN SERVICES DEPT	1	392100	23W4047	DOCTORS ON DUTY MEDICAL GROUP INC	CALSECII	200,000.00
HUMAN SERVICES DEPT	1	392100	23W4049	COUNTY OF SANTA CRUZ	CALSECII	200,000.00
HUMAN SERVICES DEPT	1	392100	23W4050	YOUNG, NICOLE M	CALSECII	132,000.00
HUMAN SERVICES DEPT	2	392100	23W4050	YOUNG, NICOLE M	CALSECII	181,875.00
HUMAN SERVICES DEPT	3	392400	23W4050	YOUNG, NICOLE M	CALSECII	50,000.00
						363,875.00
HUMAN SERVICES DEPT	1	392100	23W4053	COMMUNITY ACTION BOARD OF SANTA CRUZ CO	CALSECII	50,000.00
HUMAN SERVICES DEPT	1	392100	23W4054	DOWNTOWN STREETS INC	CALSECII	178,784.00
HUMAN SERVICES DEPT	2	392100	23W4054	DOWNTOWN STREETS INC	CALSECII	79,319.00

Department Title	Item #	GL Key	2022-23 Contract #	Contractor	CalSEC Type	2022-23 Amt
HUMAN SERVICES DEPT	3	392100	23W4054	DOWNTOWN STREETS INC	CALSECII	22,849.00
HUMAN SERVICES DEPT	4	392100	23W4054	DOWNTOWN STREETS INC	CALSECII	22,849.00
						303,801.00
HUMAN SERVICES DEPT	1	392100	23W4057	WAYFINDER FAMILY SERVICES	CALSECII	167,638.00
HUMAN SERVICES DEPT	1	392100	23W4058	SANTA CRUZ COUNTY OFFICE OF EDUCATION	CALSECII	92,352.00
HUMAN SERVICES DEPT	2	392100	23W4058	SANTA CRUZ COUNTY OFFICE OF EDUCATION	CALSECII	47,192.00
						139,544.00
HUMAN SERVICES DEPT	1	392100	23W4061	CENTRAL COAST CENTER FOR INDEPENDENT LIVIN	CALSECII	58,823.00
HUMAN SERVICES DEPT	1	392100	23W4063	DOWNTOWN STREETS INC	CALSECII	25,784.00
HUMAN SERVICES DEPT	2	392100	23W4063	DOWNTOWN STREETS INC	CALSECII	25,784.00
						51,568.00
HUMAN SERVICES DEPT	1	391200	23W4078	TAPIA, YESENIA	CALSECII	525,000.00
HUMAN SERVICES DEPT	1	391200	23W4087	COMMUNITY ACTION BOARD OF SANTA CRUZ CO	CALSCIII	146,400.00
HUMAN SERVICES DEPT	1	391200	23W4088	HOUSING MATTERS	CALSCIII	912,000.00
HUMAN SERVICES DEPT	1	391200	23W4089	ABODE SERVICES	CALSCIII	912,000.00
HUMAN SERVICES DEPT	1	391200	23W4090	ABODE SERVICES	CALSECII	350,000.00
HUMAN SERVICES DEPT	1	392100	23W4094	ENCOMPASS COMMUNITY SERVICES	CALSCIII	479,101.00
HUMAN SERVICES DEPT	1	391200	23W4095	MISSION LINEN SUPPLY	CALSECII	62,500.00
HUMAN SERVICES DEPT	2	391200	23W4095	MISSION LINEN SUPPLY	CALSECII	10,000.00
						72,500.00
HUMAN SERVICES DEPT	1	391200	23W4096	UNIVERSAL PROTECTION SERVICE LP	CALSECII	225,000.00
HUMAN SERVICES DEPT	1	391200	23W4097	BEWLEYS CLEANING INC	CALSECII	45,000.00
HUMAN SERVICES DEPT	1	391200	23W4100	GOOD GUARD SECURITY INC	CALSECII	63,000.00
HUMAN SERVICES DEPT	2	391200	23W4100	GOOD GUARD SECURITY INC	CALSECII	237,000.00
						300,000.00
HUMAN SERVICES DEPT	1	391200	23W4101	CLASSIC CLEANERS	CALSECII	60,000.00
HUMAN SERVICES DEPT	2	391200	23W4101	CLASSIC CLEANERS	CALSECII	30,000.00
						90,000.00
HUMAN SERVICES DEPT	1	392100	23W4103	A BETTER WAY INC	CALSECII	375,000.00
HUMAN SERVICES DEPT	1	392100	23W4107	LAHOWE, LISA	CALSECI	108,000.00
HUMAN SERVICES DEPT	1	392100	23W4108	COMMUNITY ACTION BOARD OF SANTA CRUZ CO	CALSECII	126,675.00
HUMAN SERVICES DEPT	2	392100	23W4108	COMMUNITY ACTION BOARD OF SANTA CRUZ CO	CALSECII	126,675.00
HUMAN SERVICES DEPT	3	392100	23W4108	COMMUNITY ACTION BOARD OF SANTA CRUZ CO	CALSECII	21,000.00
						274,350.00
HUMAN SERVICES DEPT	1	392100	23W4109	STICKLES-WYNEN, AMY MCDONALD CIPOLLA	CALSECII	225,000.00
HUMAN SERVICES DEPT	1	392100	23W4110	SENECA FAMILY OF AGENCIES	CALSCIII	66,000.00
HUMAN SERVICES DEPT	2	392100	23W4110	SENECA FAMILY OF AGENCIES	CALSCIII	66,000.00
						132,000.00
HUMAN SERVICES DEPT	1	391200	23W4113	MARIA CORTEZ	CALSECII	300,000.00
HUMAN SERVICES DEPT	2	391200	23W4116	COMMUNITY ACTION BOARD OF SANTA CRUZ CO	CALSCIII	700,000.00
HUMAN SERVICES DEPT	1	391200	23C3770	FAMILIES IN TRANSITION OF SANTA CRUZ COUNTY	CALSECII	78,000.00

Department Title	Item #	GL Key	2022-23 Contract #	Contractor	CalSEC Type	2022-23 Amt
HUMAN SERVICES DEPT	1	391200	23W4117	MILLER MAXFIELD INC	CALSECP	87,800.00
HUMAN SERVICES DEPT	1	391200	23W4118	UNIVERSITY OF KANSAS CENTER FOR RESEARCH IN	CALSECP	16,773.28
HUMAN SERVICES DEPT	1	391200	23W4119	APPLIED SURVEY RESEARCH	CALSECP	75,000.00
HUMAN SERVICES DEPT	1	391200	23W4120	CA INSTITUTE FOR BEHAVIORAL HEALTH SOLUTION	CALSECP	80,000.00
HUMAN SERVICES DEPT	1	391200	23W4121	HOUSING AUTHORITY OF COUNTY OF SC	CALSCIII	53,540.00
HUMAN SERVICES DEPT	2	391200	23W4121	HOUSING AUTHORITY OF COUNTY OF SC	CALSCIII	300,000.00
						353,540.00
HUMAN SERVICES DEPT	1	391200	23W4122	COMMUNITY ACTION BOARD OF SANTA CRUZ CO	CALSECP	90,000.00
HUMAN SERVICES DEPT	1	391200	23W4123	HOUSING MATTERS	CALSECP	80,000.00
HUMAN SERVICES DEPT	1	391600	23W4124	FULL CAPACITY MARKETING INC	CALSECP	50,000.00
HUMAN SERVICES DEPT	1	392100	23W4125	AVAYA INC	CALSECP	16,198.00
HUMAN SERVICES DEPT	2	392100	23W4125	AVAYA INC	CALSECP	20,000.00
						36,198.00
HUMAN SERVICES DEPT	1	392100	23W4126	PEGASYSTEMS INC	CALSECII	75,911.00
HUMAN SERVICES DEPT	1	392100	23W4127	RFI ENTERPRISE INC	CALSECP	12,000.00
HUMAN SERVICES DEPT	1	392100	23W4128	SUMTOTAL SYSTEMS LLC	CALSECII	34,830.00
HUMAN SERVICES DEPT	1	392100	23W4129	STAPLES CONTRACT AND COMMERCIAL INC.	CALSECP	127,000.00
HUMAN SERVICES DEPT	2	392100	23W4129	STAPLES CONTRACT AND COMMERCIAL INC.	CALSECP	4,800.00
HUMAN SERVICES DEPT	3	393000	23W4129	STAPLES CONTRACT AND COMMERCIAL INC.	CALSECP	3,000.00
						134,800.00
HUMAN SERVICES DEPT	1	392100	23W4130	STAPLES CONTRACT AND COMMERCIAL INC.	CALSECP	30,000.00
HUMAN SERVICES DEPT	1	392100	23W4131	COMMUNITY ACTION BOARD OF SANTA CRUZ CO	CALSECP	79,202.00
HUMAN SERVICES DEPT	1	391200	23W4132	COMMUNITY ACTION BOARD OF SANTA CRUZ CO	CALSECP	70,000.00
HUMAN SERVICES DEPT	1	392100	23W4133	KALJIAN-COMBS, DIANE M	CALSECP	50,000.00
HUMAN SERVICES DEPT	1	392100	23W4134	NOYA, MADELINE W	CALSECP	99,750.00
HUMAN SERVICES DEPT	1	392100	23W4135	SOLICK, ROBERT	CALSECP	30,000.00
HUMAN SERVICES DEPT	1	392100	23W4136	FISCAL EXPERTS INC.	CALSECP	58,000.00
HUMAN SERVICES DEPT	1	392100	23W4137	RACHEL METZ	CALSECP	14,250.00
HUMAN SERVICES DEPT	1	392100	23W4138	RFI ENTERPRISE INC	CALSECP	19,000.00
HUMAN SERVICES DEPT	1	392100	23W4139	SY HOLDINGS LLC	CALSECP	1,400.00
HUMAN SERVICES DEPT	1	392100	23W4140	BINTI INC	CALSECP	16,500.00
HUMAN SERVICES DEPT	1	392100	23W4141	SANTA CRUZ COUNTY OFFICE OF EDUCATION	CALSECP	45,882.00
HUMAN SERVICES DEPT	1	392100	23W4142	HUFFMAN, SUSAN M	CALSECP	71,530.00
HUMAN SERVICES DEPT	1	392100	23W4143	VIROSTKO, NANCY	CALSECP	32,881.00
HUMAN SERVICES DEPT	2	392100	23W4143	VIROSTKO, NANCY	CALSECP	25,270.00
						58,151.00
HUMAN SERVICES DEPT	1	392100	23W4144	MONARCH SERVICES-SERVICIOS MONARCA	CALSECP	65,000.00
HUMAN SERVICES DEPT	1	392100	23W4145	MONTEREY COUNTY SOCIAL SERVICES	CALSECP	40,872.00
HUMAN SERVICES DEPT	1	392100	23W4146	ORRANTE, LINDA	CALSECP	65,000.00
HUMAN SERVICES DEPT	1	392100	23W4147	SOLOMON & ASSOCIATES INC	CALSECP	3,480.00
HUMAN SERVICES DEPT	1	392100	23W4148	EXCELLESOFT PARTNERS LLC	CALSECP	11,020.00

Expenditure Agreements to by Renewed for Fiscal Year 2022-2023

Department Title	Item #	GL Key	2022-23 Contract #	Contractor	CalSEC Type	2022-23 Amt
HUMAN SERVICES DEPT	1	392100	23W4149	EXCELLESOFT PARTNERS LLC	CALSECP	15,292.00
HUMAN SERVICES DEPT	1	392100	23W4150	MONARCH SERVICES-SERVICIOS MONARCA	CALSECP	55,000.00
HUMAN SERVICES DEPT	1	393000	23W4151	SHAW, PATRICK M	CALSECP	30,000.00
HUMAN SERVICES DEPT	1	393000	23W4152	HANNIBAL GANNIBUS JONES BRUCE	CALSECP	30,000.00
HUMAN SERVICES DEPT	1	392100	23W4153	LAUGHLIN, CLAIRE	CALSECP	35,000.00
HUMAN SERVICES DEPT	1	392100	23W4154	HANNA INTERPRETING SERVICES LLC	CALSECP	5,000.00
HUMAN SERVICES DEPT	1	392100	23W4155	LANGUAGE PEOPLE INC	CALSECP	8,000.00
HUMAN SERVICES DEPT	1	391200	23C4360	FOCUS STRATEGIES	CALSCIII	150,000.00
INFORMATION SERVICES	1	424200	23C4240	ECS IMAGING INC	CALSECI	71,500.00
INFORMATION SERVICES	1	424200	23C4327	ROGERS REFRIGERATION INC	WIDGETI	48,000.00
INFORMATION SERVICES	1	424200	23C4419	EPLUS GROUP INC	CALSECI	125,000.00
INFORMATION SERVICES	1	422000	23C4438	AVAYA INC	CALSECI	202,549.00
INFORMATION SERVICES	1	422000	23C4446	COMCAST HOLDINGS CORPORATION	CALSECI	38,418.00
INFORMATION SERVICES	1	424200	23C4462	CENTRALSQUARE TECHNOLOGIES LLC	CALSECI	96,410.00
INFORMATION SERVICES	1	424200	23C4470	ODYSSEY POWER CORP	CALSECI	36,328.00
INFORMATION SERVICES	1	422000	23C4511	PROFESSIONAL TECHNICAL SYSTEMS	WIDGETI	180,000.00
INFORMATION SERVICES	1	424200	23C4516	CDW GOVERNMENT INC	CALSECI	160,171.70
INFORMATION SERVICES	2	424200	23C4516	CDW GOVERNMENT INC	CALSECI	37,190.25
INFORMATION SERVICES	3	424200	23C4516	CDW GOVERNMENT INC	CALSECI	26,293.14
INFORMATION SERVICES	4	424200	23C4516	CDW GOVERNMENT INC	CALSECI	2,688.00
INFORMATION SERVICES	5	424200	23C4516	CDW GOVERNMENT INC	CALSECI	11,704.00
INFORMATION SERVICES	6	424200	23C4516	CDW GOVERNMENT INC	CALSECI	1,080.00
INFORMATION SERVICES	7	424200	23C4516	CDW GOVERNMENT INC	CALSECI	15.84
						239,142.93
INFORMATION SERVICES	1	424200	23C4544	THE INTERNET STORE INC	CALSECI	500,000.00
INFORMATION SERVICES	1	424200	23C4545	MICROSOFT CORPORATION	CALSECI	120,000.00
INFORMATION SERVICES	1	424200	23C70663	MOTOROLA INC	CALSECP	84,056.00
MISC AGENCIES AND TRUSTS	1	700550	23C4385	COMMUNITY TELEVISION OF SANTA CRUZ COUNT	CALSECI	600,000.00
TECHNICAL RADIO SERVICE	1	431000	23C4295	CALIFORNIA FIRST NATIONAL BANK	CALSECI	57,556.68
TECHNICAL RADIO SERVICE	2	431000	23C4295	CALIFORNIA FIRST NATIONAL BANK	CALSECI	9,050.10
						66,606.78
TECHNICAL RADIO SERVICE	1	431000	23C4513	MASOOD, ZAHID	CALSECI	152,496.00
CUSTODIAL FUNDS	1	134904	23C0092	ARTS COUNCIL OF SANTA CRUZ COUNTY	CALSECII	170,046.00
CUSTODIAL FUNDS	1	134904	23C0642	MUSEUM OF ART & HISTORY	CALSECII	154,594.00
CUSTODIAL FUNDS	1	134904	23C01466	SANTA CRUZ VETERANS MEMORIAL BUILDING	CALSECP	76,650.00
PARKS, OPEN SPACE & CULTURA	1	493150	23C00391	COOLMAN, ERIN	CALSECP	5,000.00
PARKS, OPEN SPACE & CULTURA	1	493150	23C01530	FERNANDES, SARA JANE	CALSECP	5,000.00
PARKS, OPEN SPACE & CULTURA	1	493150	23C01799	PAXTON, KARISSA K	CALSECP	2,000.00
PARKS, OPEN SPACE & CULTURA	1	493150	23C02025	DELALLA, LAURIE	CALSECP	5,000.00
PARKS, OPEN SPACE & CULTURA	1	493150	23C48587	JAY, DORIS	CALSECP	2,000.00
PARKS, OPEN SPACE & CULTURA	1	493150	23C50606	SMITH-BALLON, CAMILLE	CALSECP	2,000.00

Expenditure Agreements to by Renewed for Fiscal Year 2022-2023

Department Title	Item #	GL Key	2022-23 Contract #	Contractor	CalSEC Type	2022-23 Amt
PARKS, OPEN SPACE & CULTURA	1	493150	23C76922	MOODY, NELI	CALSECP	2,000.00
PARKS, OPEN SPACE & CULTURA	1	495600	23C02534	NATIONAL ACADEMY OF ATHLETICS	CALSECP	20,000.00
PARKS, OPEN SPACE & CULTURA	1	495600	23C02602	PLANET FUTSAL INC	CALSECP	5,000.00
PARKS, OPEN SPACE & CULTURA	1	495600	23C72114	KITTLE, ROBERT A	CALSECP	10,000.00
PARKS, OPEN SPACE & CULTURA	1	495900	23C02523	BACHMANOVA, ANASTASIYA	CALSECP	2,000.00
PERSONNEL	1	510000	23C0728	VOLUNTEER CENTER OF SANTA CRUZ COUNTY	CALSECII	37,884.00
PERSONNEL	1	515300	23C3183	SEDGWICK CLAIMS MANAGEMENT SERVICES INC	CALSECI	573,052.00
PERSONNEL	1	515200	23C3235	SLOAN SAKAI YEUNG & WONG LLP	CALSECII	192,000.00
PERSONNEL	1	515505	23C3740	HYAS GROUP LLC	CALSECI	39,000.00
PERSONNEL	1	515100	23C4466	GOVERNMENTJOBS.COM INC	CALSECI	51,975.00
PERSONNEL		510000	23C02594	SENIOR CITIZENS LEGAL SERVICES	CALSECP	30,000.00
PLANNING	2	541300	23C4420	CAMINO TECHNOLOGIES INC	CALSECI	25,000.00
PLANNING	1	541710	23C4461	4LEAF INC	CALSECI	2,315,578.00
PLANNING	1	136160	23C0362	PALOMA DEL MAR ASSOCIATES	WIDGETII	6,000.00
PLANNING	1	135490	23C4509	RUTAN & TUCKER LLP	CALSECII	125,000.00
PLANT ACQUISITION	1	191102	17C4229	CGL COMPANIES LLC	CALSECI	no new funds
PROBATION	1	577000	23C2221	COUNTY OF SANTA CLARA	WIDGETII	20,000.00
PROBATION	1	574000	23C3742	AUTOMON LLC	CALSECII	132,659.61
PROBATION	2	574000	23C3742	AUTOMON LLC	CALSECII	36,773.37
PROBATION	3	574000	23C3742	AUTOMON LLC	CALSECII	14,677.24
PROBATION	4	574000	23C3742	AUTOMON LLC	CALSECII	13,978.32
						198,088.54
PROBATION	1	574000	23C4064	JBI, LTD.	WIDGETII	60,000.00
PROBATION	1	577000	23C4120	COUNTY OF YUBA	WIDGETII	160,000.00
PROBATION	1	574000	23C4309	REDWOOD TOXICOLOGY LABORATORY INC	WIDGETI	25,000.00
PLANT ACQUISITION	1	191101	17C4233	WHITSON ENGINEERS	CALSECI	20,076.54
PLANT ACQUISITION	1	191101	19C4335	BOGARD CONSTRUCTION INC	CALSECI	125,919.00
PLANT ACQUISITION	2	191102	19C4335	BOGARD CONSTRUCTION INC	CALSECI	159,421.00
						285,340.00
PROBATION	1	574000	23C4341	ENCINA INVESTMENT GROUP-WATER ST LLC	WIDGETI	218,544.20
PROBATION	2	574000	23C4341	ENCINA INVESTMENT GROUP-WATER ST LLC	WIDGETI	99,384.52
						317,928.72
PROBATION	1	574000	23C4345	ENCOMPASS COMMUNITY SERVICES	CALSECII	195,000.00
PROBATION	1	574000	23C4379	LEADERS IN COMMUNITY ALTERNATIVES INC	CALSCIII	347,000.00
PROBATION	1	574000	23C4380	ENCOMPASS COMMUNITY SERVICES	CALSCIII	380,000.00
PROBATION	1	574000	23C4381	SANTA CRUZ COUNTY OFFICE OF EDUCATION	CALSCIII	380,000.00
PROBATION	1	574000	23C4382	RIKKI RAP INC	CALSCIII	220,500.00
PROBATION	1	574000	23C4383	VOLUNTEER CENTER OF SANTA CRUZ COUNTY	CALSECII	100,000.00
PROBATION	1	574000	23C4384	VOLUNTEER CENTER OF SANTA CRUZ COUNTY	CALSCIII	260,000.00
PROBATION	1	574000	23C4405	AXON ENTERPRISE INC	CALSECI	5,247.00
PROBATION	2	574000	23C4405	AXON ENTERPRISE INC	CALSECI	5,247.00

Department Title	Item #	GL Key	2022-23 Contract #	Contractor	CalSEC Type	2022-23 Amt
PROBATION	3	574000	23C4405	AXON ENTERPRISE INC	CALSECI	472.23
PROBATION	4	574000	23C4405	AXON ENTERPRISE INC	CALSECI	472.23
						11,438.46
PROBATION	1	574100	23C4413	APPLIED SURVEY RESEARCH	CALSECI	159,288.00
PROBATION	1	574100	23C4415	NEW LIFE COMMUNITY SERVICES INC	CALSECI	90,470.00
PROBATION	1	574100	23C4416	ENCOMPASS COMMUNITY SERVICES	CALSECI	268,333.00
PROBATION	1	574100	23C4421	RIKKI RAP INC	CALSECI	39,175.00
PROBATION	1	574100	23C4425	PVPSA	CALSECI	149,866.00
PROBATION	1	574100	23C4426	APPLIED SURVEY RESEARCH	CALSECII	24,000.00
PROBATION	1	574100	23C4431	CONFLICT RESOLUTION CENTER OF SANTA CRUZ (	CALSECI	83,997.00
PROBATION	1	574100	23C4436	ENCOMPASS COMMUNITY SERVICES	CALSECI	76,383.00
PROBATION	1	574100	23C4448	JANUS OF SANTA CRUZ	CALSECII	502,613.00
PROBATION	1	574100	23C4449	SUPERIOR COURT OF CA - COUNTY OF SANTA CR	CALSECI	90,088.51
PROBATION	1	574100	23C4459	GOODWILL CENTRAL COAST	CALSECI	79,421.79
PROBATION	1	574000	23C4492	VOLUNTEER CENTER OF SANTA CRUZ COUNTY	CALSECII	140,000.00
PROBATION	2	574000	23C4492	VOLUNTEER CENTER OF SANTA CRUZ COUNTY	CALSECII	60,000.00
						200,000.00
PROBATION	1	577000	23C4519	COUNTY OF SONOMA	WIDGETI	250,000.00
PROBATION	1	574000	23C4520	BI INCORPORATED	WIDGETI	350,000.00
PROBATION	2	574000	23C4520	BI INCORPORATED	WIDGETI	25,000.00
						375,000.00
PROBATION	1	572000	23C02107	QUALITY WATER ENTERPRISES	CALSECP	1,000.00
PROBATION	1	572000	23C01515	ATLAS BUSINESS SOLUTIONS	CALSECP	1,550.00
PROBATION	1	572000	23C01552	JAIL EDUCATION SOLUTIONS INC	CALSECP	5,500.00
PROBATION	1	572000	23C01707	COMCAST HOLDINGS CORPORATION	CALSECP	4,500.00
PROBATION	1	574000	23C00432	ENCOMPASS COMMUNITY SERVICES	CALSECP	60,000.00
PROBATION	1	574000	23C01385	UNITED WAY OF SANTA CRUZ COUNTY	CALSECP	110,000.00
PROBATION	1	574000	23C01386	ENCOMPASS COMMUNITY SERVICES	CALSECP	82,895.00
PROBATION	1	574000	23C01838	MENTORS DRIVING CHANGE FOR BOYS MEN AND I	CALSECP	75,000.00
PROBATION	1	574000	23C01839	MONARCH SERVICES-SERVICIOS MONARCA	CALSECP	60,000.00
PROBATION	1	574000	23C01908	SANTA CRUZ BARRIOS UNIDOS	CALSECP	90,000.00
PROBATION	1	574000	23C02187	STREETS2SCHOOLS INC	CALSECP	80,000.00
PROBATION	1	574000	23C02671	COMMUNITY BRIDGES	CALSECP	26,020.00
PROBATION	1	574000	23C02671	COMMUNITY BRIDGES	CALSECP	64,000.00
						90,020.00
PROBATION	1	574000	23C00411	LANGUAGE PEOPLE INC	CALSECP	1,000.00
PROBATION	1	574000	23C77708	LEXISNEXIS RISK SOLUTIONS	CALSECP	1,200.00
PROBATION	1	574000	23C02387	UPTRUST INC	CALSECP	19,200.00
PROBATION	1	574000	23C75398	AMERICAN NATIONAL RED CROSS	CALSECP	5,000.00
PUBLIC DEFENDER	1	592100	23C0360A	VENDORLESS VENDOR	CALSECI	300,000.00
PUBLIC DEFENDER	1	592100	23C0360B	VENDORLESS VENDOR	CALSECI	200,000.00

Expenditure Agreements to by Renewed for Fiscal Year 2022-2023

Department Title	Item #	GL Key	2022-23 Contract #	Contractor	CalSEC Type	2022-23 Amt
PUBLIC DEFENDER	1	592100	23C36991	ROMO PROPERTIES LLC	CALSECI	58,248.00
PUBLIC DEFENDER	1	592100	23C37001	ROMO PROPERTIES LLC	CALSECI	25,872.24
PUBLIC DEFENDER	1	592100	23C07111	BEI SCOTT COMPANY	CALSECI	254,370.00
PUBLIC DEFENDER	1	591000	23C0097A	VENDORLESS VENDOR	CALSECI	240,000.00
PUBLIC DEFENDER	1	591000	23C0097B	VENDORLESS VENDOR	CALSECI	370,000.00
PUBLIC WORKS	1	621100	18D0252	MESITI-MILLER ENGINEERING INC	CALSECI	no new funds
PUBLIC WORKS	1	621100	18D0253	MESITI-MILLER ENGINEERING INC	CALSECI	no new funds
PUBLIC WORKS	1	621100	18D3799	FEHR & PEERS	CALSECI	no new funds
PUBLIC WORKS	1	621100	19D0327	QUINCY ENGINEERING INC	CALSECI	600,000.00
PUBLIC WORKS	1	621100	19D0328	HARRIS AND ASSOCIATES	CALSECI	600,000.00
PUBLIC WORKS	1	621100	19D0329	WSP USA INC.	CALSECI	600,000.00
PUBLIC WORKS	1	621100	19D0330	MNS ENGINEERS INC	CALSECI	600,000.00
PUBLIC WORKS	1	622380	19D0343	CARDNO INC	CALSECI	no new funds
PUBLIC WORKS	1	601000	21D0535	RRM DESIGN GROUP INC	CALSECI	no new funds
PUBLIC WORKS	1	625110	23D0206	KEITH DAY COMPANY INC	CALSECII	2,000,000.00
PUBLIC WORKS	1	621217	23D0217	WSP USA INC.	CALSECI	500,000.00
PUBLIC WORKS	1	621217	23D0218	QUINCY ENGINEERING INC	CALSECI	500,000.00
PUBLIC WORKS	1	621217	23D0219	DOKKEN ENGINEERING	CALSECI	500,000.00
PUBLIC WORKS	1	621217	23D0220	DEWBERRY ENGINEERS INC	CALSECI	500,000.00
PUBLIC WORKS	1	621217	23D0221	TY LIN INTERNATIONAL/CCS	CALSECI	500,000.00
PUBLIC WORKS	1	622380	23D02407	FEHR & PEERS	CALSECII	3,800.00
PUBLIC WORKS	1	625110	23D02537	CAMPOS BROS RECOVERY INC	CALSECII	55,000.00
PUBLIC WORKS	2	625110	23D02537	CAMPOS BROS RECOVERY INC	CALSECII	45,000.00
						100,000.00
MISC AGENCIES AND TRUSTS	1	705930	22D02633	HARRIS AND ASSOCIATES	CALSECI	no new funds
PUBLIC WORKS	1	601000	23D0301	GEOSYNTEC CONSULTANTS INC	CALSECII	17,534.00
PUBLIC WORKS	2	625110	23D0301	GEOSYNTEC CONSULTANTS INC	CALSECII	116,643.00
PUBLIC WORKS	3	625110	23D0301	GEOSYNTEC CONSULTANTS INC	CALSECII	72,516.00
						206,693.00
PUBLIC WORKS	1	621100	23D0321	RUGGERI JENSEN AZAR AND ASSOCIATES	CALSECI	200,000.00
PUBLIC WORKS	1	621100	23D0322	KIMLEY-HORN AND ASSOCIATES INC	CALSECI	200,000.00
PUBLIC WORKS	1	625110	23D0400	CLEAN EARTH ENVIRONMENTAL SOLUTIONS INC	CALSECI	215,000.00
PUBLIC WORKS	1	625110	23D0500	STEARNS CONRAD AND SCHMIDT CONSULTING EN	CALSECI	108,255.00
PUBLIC WORKS	1	621100	22D0601	DAVILLA, WILLIAM	CALSECI	no new funds
PUBLIC WORKS	1	625110	23D0607	STEARNS CONRAD AND SCHMIDT CONSULTING EN	CALSECI	1,189,282.90
PUBLIC WORKS	1	625110	22D0609	TERRIS BARNES WALTERS BOIGON HEATH LESTER I	CALSECI	no new funds
PUBLIC WORKS	1	625110	22D0610	GEOSYNTEC CONSULTANTS INC	CALSECI	no new funds
PUBLIC WORKS	1	625125	22D0611	KENNEDY/JENKS CONSULTANTS INC	CALSECI	no new funds
PUBLIC WORKS	1	621100	22D0612	RINCON CONSULTANTS INC	CALSECI	no new funds
PUBLIC WORKS	2	621100	22D0612	RINCON CONSULTANTS INC	CALSECI	no new funds
PUBLIC WORKS	3	621100	22D0612	RINCON CONSULTANTS INC	CALSECI	no new funds

Expenditure Agreements to by Renewed for Fiscal Year 2022-2023

Department Title	Item #	GL Key	2022-23 Contract #	Contractor	CalSEC Type	2022-23 Amt
PUBLIC WORKS	1	625110	22D0614	TETRA TECH BAS	CALSECI	no new funds
PLANT ACQUISITION	1	191170	22D0617	JENSEN ARCHITECTS INC	CALSECI	no new funds
PLANT ACQUISITION	1	191406	22D0621	BOGARD CONSTRUCTION INC	CALSECI	no new funds
PUBLIC WORKS	1	622380	23D0633	NORTHWEST HYDRAULIC CONSULTANTS INC	CALSECI	100,000.00
PUBLIC WORKS	1	622380	22D0635	R&F ENGINEERING INC	CALSECI	no new funds
PUBLIC WORKS	1	622380	22D0636	KIM FLOYD COMMUNICATIONS	CALSECI	no new funds
PUBLIC WORKS	1	622380	22D0638	MONUMENT ROW INC	CALSECI	no new funds
PUBLIC WORKS	1	625110	23D2308	PETERSON TRACTOR COMPANY INC	CALSECII	200,000.00
PUBLIC WORKS	2	625110	23D2308	PETERSON TRACTOR COMPANY INC	CALSECII	10,000.00
						210,000.00
PUBLIC WORKS	1	625110	23D2738	GREY BEARS	WIDGETI	381,377.00
PUBLIC WORKS	1	622115	23D3388	CAL-WEST LIGHTING & SIGNAL MAINTENANCE INC	CALSEC I	150,000.00
PUBLIC WORKS	2	622120	23D3388	CAL-WEST LIGHTING & SIGNAL MAINTENANCE INC	CALSEC I	50,000.00
PUBLIC WORKS	1	625110	23D3458	MONTEREY REGIONAL WASTE MANAGEMENT DISTI	WIDGET I	900,000.00
PUBLIC WORKS	1	622115	23D3461	HATCH MOTT MACDONALD LLC	CALSECII	125,000.00
PUBLIC WORKS	1	625110	23D3722	HF&H CONSULTANTS LLC	CALSECI	125,000.00
PUBLIC WORKS	1	622380	19D0320	PETERSON BRUSTAD INC	CALSECI	7,642.85
PUBLIC WORKS	1	625105	21D0560	CSG CONSULTANTS INC	CALSECI	5,000.00
PUBLIC WORKS	1	621217	21D0562	BUTANO GEOTECHNICAL ENGINEERING	CALSECI	4,415.62
PROBATION	1	574000	23D02297	WILLIAM FISHER ARCHITECTURE INC	CALSECP	20,760.75
PUBLIC WORKS	1	601000	22D0646	C/R STRATEGY PARTNERS	CALSECI	no new funds
PUBLIC WORKS	1	622245	23D02222	ENVIRONMENTAL INNOVATIONS INC	CALSECI	597.33
PUBLIC WORKS	1	622350	23D02222	ENVIRONMENTAL INNOVATIONS INC	CALSECI	2,129.52
PUBLIC WORKS	1	625110	23D02222	ENVIRONMENTAL INNOVATIONS INC	CALSECI	11,796.54
PUBLIC WORKS	1	625175	23D02222	ENVIRONMENTAL INNOVATIONS INC	CALSECI	23,868.17
PUBLIC WORKS	1	135462	23D02222	ENVIRONMENTAL INNOVATIONS INC	CALSECI	1,191.13
						39,582.69
PUBLIC WORKS	1	601000	23D01682	VALSOFT CORPORATION	CALSECI	65,000.00
PUBLIC WORKS	1	622380	23D01569	CAPITAL EDGE ADVOCACY INC	CALSECI	65,000.00
PUBLIC WORKS	1	622380	23D07300	WOOD RODGERS INC	CALSECII	64,000.00
PUBLIC WORKS	1	625110	23D02508	PROBOLSKY RESEARCH LLC	CALSECI	8,900.00
PUBLIC WORKS	1	625110	23D0136	GRAFFITI PROTECTIVE COATINGS INC	CALSECI	75,000.00
PUBLIC WORKS	1	621217	23D02298	HAGERTY CONSULTING INC	CALSECI	70,715.00
PUBLIC WORKS	1	601000	23D00032	PACIFIC CREST ENGINEERING INC	CALSECI	85,000.00
PUBLIC WORKS	1	622245	23D02601	ENVIRONMENTAL SCIENCE ASSOCIATES	CALSECI	68,544.25
PUBLIC WORKS	1	622380	23D02625	COMMUNITY TREE SERVICE INC	CALSECI	53,768.06
PUBLIC WORKS	1	622380	23D02178	KCI ENVIRONMENTAL INC	CALSECII	83,730.30
PUBLIC WORKS	1	622380	23D0323	THE GUALCO GROUP INC	CALSECI	75,000.00
SHERIFF-CORONER	1	661800	23C4352	APTOS VILLAGE LLC	CALSECI	49,170.37
DISTRICT ATTORNEY	2	271220	23C4352	APTOS VILLAGE LLC	CALSECI	49,170.37
PROBATION	3	574000	23C4352	APTOS VILLAGE LLC	CALSECI	31,960.74

Department Title	Item #	GL Key	2022-23 Contract #	Contractor	CalSEC Type	2022-23 Amt
PROBATION	4	574000	23C4352	APTOS VILLAGE LLC	CALSECI	17,209.63
						147,511.11
SHERIFF-CORONER	1	661420	18C4366	The Computer Solutions Company of Virgina, LI	CALSECI	45,600.00
SHERIFF-CORONER	1	661100	23C4316	THALES DIS USA INC	CALSCIII	177,567.88
SHERIFF-CORONER	2	661150	23C4245	MOTOROLA INC	CALSECI	8,211.97
SHERIFF-CORONER	1	661150	23C4245	MOTOROLA INC	CALSECI	106,037.61
						114,249.58
SHERIFF-CORONER	1	661300	23C4527	AXON ENTERPRISE INC	CALSECI	146,854.80
SHERIFF-CORONER	1	662110	23C4527	AXON ENTERPRISE INC	CALSECI	66,006.00
						212,860.80
SHERIFF-CORONER	1	661410	23C3946	VENDORLESS VENDOR	WIDGETI	51,700.00
SHERIFF-CORONER	1	661410	23C4493	NATIONAL MEDICAL SERVICES	WIDGETI	99,000.00
SHERIFF-CORONER	1	661420	23C4555	CELLEBRITE USA CORPERATION	CALSECII	10,311.40
SHERIFF-CORONER	1	661430	23C4424	SANTA CLARA VALLEY MEDICAL CENTER, COUNTY	CALSECI	446,607.70
SHERIFF-CORONER	1	661430	23C4299	SANTA CLARA VALLEY MEDICAL CENTER, COUNTY	WIDGETII	181,500.00
SHERIFF-CORONER	1	661800	23C4257	BOULDER CREEK FIRE DEPT	CALSECI	23,513.08
SHERIFF-CORONER	1	661800	23C4408	SANTA CRUZ COUNTY OFFICE OF EDUCATION	CALSECI	331,760.00
SHERIFF-CORONER	1	661800	23C4019	MASTERMAN FAMILY PARTNERSHIP	CALSECI	30,802.92
SHERIFF-CORONER	1	662300	23C4396	BI INCORPORATED	CALSECII	1.00
SHERIFF-CORONER	1	662405	23C4542	STATE OF CALIFORNIA	CALSECII	250,000.00
SHERIFF-CORONER	1	662440	23C4472	ARAMARK SERVICES INC	WIDGETI	1,614,327.00
SHERIFF-CORONER	1	662405	23C4441	CALIFORNIA FORENSIC MEDICAL GROUP INC	CALSECII	7,902,671.51
SHERIFF-CORONER	1	661430	23C4577	Sherman & Boone Realtors Inc	CALSECI	55,645.00
SHERIFF-CORONER	1	662300	23C00528	CA Deptartment of Corrections and Rehabilitat	CALSECP	28,130.67
SHERIFF-CORONER	1	661100	23C01312	PARKER, TERRY B	CALSECP	55,550.00
SHERIFF-CORONER	1	662500	23C01341	UNIVERSAL SITE SERVICES INC	CALSECP	7,200.00
SHERIFF-CORONER	1	662300	23C01342	CENTRAL COAST LANDSCAPE AND MAINTENANCE	CALSECP	7,150.00
SHERIFF-CORONER	2	662500	23C01342	CENTRAL COAST LANDSCAPE AND MAINTENANCE	CALSECP	12,430.00
						19,580.00
SHERIFF-CORONER	1	661100	23C01439	REUBEN, DAVID P	CALSECP	75,000.00
SHERIFF-CORONER	1	662500	23C01600	FRANK M BOOTH INC	CALSECP	44,000.00
SHERIFF-CORONER	1	662120	23C01686	NEW LIFE COMMUNITY SERVICES INC	CALSECP	81,024.00
SHERIFF-CORONER	1	661800	23C02074	APPLIED SURVEY RESEARCH	CALSECP	14,689.80
SHERIFF-CORONER	1	662300	23C02097	BI INCORPORATED	CALSECP	6,000.00
SHERIFF-CORONER	1	662120	23C02206	VOLUNTEER CENTER OF SANTA CRUZ COUNTY	CALSECP	87,200.00
SHERIFF-CORONER	1	662500	23C02515	WEBER HAYES & ASSOCIATES INC	CALSECP	5,200.00
SHERIFF-CORONER	1	662300	23C02603	CONDOR SECURITY OF AMERICA INC	CALSECP	10,000.00
SHERIFF-CORONER	1	661100	23C02619	CENTRAL COAST LANDSCAPE AND MAINTENANCE	CALSECP	72,000.00
SHERIFF-CORONER	1	662110	23C02690	PEREGRINE LAB CORP	CALSECP	30,000.00
SHERIFF-CORONER	1	662110	23C02694	SUMMERBIO LLC	CALSECP	99,500.00
SHERIFF-CORONER	1	662120	23C02695	JANUS OF SANTA CRUZ	CALSECP	9,600.00

Expenditure Agreements to by Renewed for Fiscal Year 2022-2023

Department Title	Item #	GL Key	2022-23 Contract #	Contractor	CalSEC Type	2022-23 Amt
SHERIFF-CORONER	2	662120	23C02695	JANUS OF SANTA CRUZ	CALSECP	2,800.00
						12,400.00
SHERIFF-CORONER	1	662120	23C02731	APPLIED SURVEY RESEARCH	CALSECP	50,000.00
SHERIFF-CORONER	1	662120	23C07227	MARIJE EVELINE MILLER	CALSECP	43,000.00
SHERIFF-CORONER	2	662120	23C07227	MARIJE EVELINE MILLER	CALSECP	2,000.00
						45,000.00
SHERIFF-CORONER	1	662300	23C54673	UNIVERSAL PROTECTION SERVICE LP	CALSECP	25,000.00
SHERIFF-CORONER	1	661100	23C75030	LANSING, KAREN MURPHY	CALSECP	80,000.00
SHERIFF-CORONER	1	661150	23C75373	BMI IMAGING SYSTEMS	CALSECP	3,000.00
SHERIFF-CORONER	1	661100	23C77257	AIRTEC SERVICE	CALSECP	40,000.00

Revenue Agreements to be Renewed for Fiscal Year 2022-2023

Department Title	Item #	GL Key	2022-23 Contract #	Contractor	CalSEC Type	2022-23 Amt
AGRICULTURAL COMM	1	103210	23R0095	CALIFORNIA DEPT OF FOOD & AGRICULTURE	SECIVAMD	7,128.00
AGRICULTURAL COMM	1	103300	23R0220	AGRICULTURAL COMMISSIONER	SECIVAMD	7,000.00
AGRICULTURAL COMM	1	103210	23R0223	AGRICULTURAL COMMISSIONER	SECIVAMD	1,716.09
AGRICULTURAL COMM	1	103210	23R0241	CALIFORNIA DEPT OF FOOD & AGRICULTURE	SECIVAMD	8,000.00
AGRICULTURAL COMM	1	103210	23R0245	CALIFORNIA DEPT OF FOOD & AGRICULTURE	SECIVAMD	32,800.00
AGRICULTURAL COMM	1	103210	23R0295	CALIFORNIA DEPT OF FOOD & AGRICULTURE	SECIVAMD	38,217.00
AGRICULTURAL COMM	1	103210	23R0459	CALIFORNIA DEPT OF FOOD & AGRICULTURE	SECIVAMD	11,719.00
AGRICULTURAL COMM	1	103210	23R0568	CALIFORNIA DEPT OF FOOD & AGRICULTURE	SECIVAMD	86,150.89
AGRICULTURAL COMM	1	103210	23R0570	CALIFORNIA DEPT OF FOOD & AGRICULTURE	SECIVAMD	164,545.00
AGRICULTURAL COMM	1	103210	23R0704	CALIFORNIA DEPT OF FOOD & AGRICULTURE	SECIVAMD	6,415.00
AGRICULTURAL COMM	1	103300	23R0707	CALIFORNIA DEPT OF FOOD & AGRICULTURE	SECIVAMD	3,900.00
AGRICULTURAL COMM	1	103300	23R0709	CALIFORNIA DEPT OF FOOD & AGRICULTURE	SECIVAMD	720.00
AGRICULTURAL COMM	1	103210	23R0728	CALIFORNIA DEPT OF FOOD & AGRICULTURE	SECIVAMD	62,640.00
AGRICULTURAL COMM	1	103210	23R0781	CALIFORNIA DEPT OF FOOD & AGRICULTURE	SECIVAMD	43,837.50
AGRICULTURAL COMM	1	103210	23R0976	CALIFORNIA DEPT OF FOOD & AGRICULTURE	SECIVAMD	4,742.00
AGRICULTURAL COMM	1	103210	23R0304	CALIFORNIA DEPT OF FOOD & AGRICULTURE	SECIVAMD	64,000.00
COUNTY CLERK	1	214000	23R0341	SECRETARY OF STATE	SCIVNOAM	72,000.00
COUNTY FIRE	1	304300	23C4566	DEPT OF FORESTRY & FIRE	SECIVAMD	10,000.00
DISTRICT ATTORNEY	1	272100	23R0127	CITY OF SCOTTS VALLEY	SECIVAMD	7,039.00
DISTRICT ATTORNEY	1	272100	23R0128	CAPITOLA, CITY OF	SECIVAMD	5,887.00
DISTRICT ATTORNEY	1	272100	23R0129	CITY OF SANTA CRUZ	SECIVAMD	37,481.00
DISTRICT ATTORNEY	1	272100	23R0130	CITY OF WATSONVILLE	SECIVAMD	30,666.00
GENERAL SERVICES	1	333100	23R0316	SUPERIOR COURT OF CA - COUNTY OF SANTA CI	SCIVNOAM	5,000.00
GENERAL SERVICES	2	333700	23R0316	SUPERIOR COURT OF CA - COUNTY OF SANTA CI	SCIVNOAM	14,400.00
INFORMATION SERVICES	3	424200	23R0316	SUPERIOR COURT OF CA - COUNTY OF SANTA CI	SCIVNOAM	15,000.00
						34,400.00
GENERAL SERVICES	1	333100	23R0582	VENDORLESS VENDOR	SCIVNOAM	13,071.00
GENERAL SERVICES	1	333100	23R0583	VENDORLESS VENDOR	SCIVNOAM	10,296.00
GENERAL SERVICES	1	333100	23R0790	VENDORLESS VENDOR	SCIVNOAM	16,092.00
GENERAL SERVICES	1	333100	23R0826	JANUS OF SANTA CRUZ	SCIVNOAM	27,726.00
GENERAL SERVICES	1	333100	23R0834	LAFCO	SCIVNOAM	9,371.00
HEALTH SERVICES AGENCY	1	361950	23R0081	VENDORLESS VENDOR	SECIVAMD	5,000.00
HEALTH SERVICES AGENCY	2	361950	23R0081	VENDORLESS VENDOR	SECIVAMD	50,500.00
HEALTH SERVICES AGENCY	3	361950	23R0081	VENDORLESS VENDOR	SECIVAMD	4,100.00
						59,600.00
HEALTH SERVICES AGENCY	1	363101	23R0115	PAJARO VALLEY UNIFIED SCHOOL DISTRICT	SCIVNOAM	726,016.00
HEALTH SERVICES AGENCY	1	363101	23R0124	SANTA CRUZ COUNTY OFFICE OF EDUCATION	SECIVAMD	65,000.00
HEALTH SERVICES AGENCY	1	363101	23R0139	CITY OF WATSONVILLE	SECIVAMD	50,000.00
HEALTH SERVICES AGENCY	1	363101	23R0140	SANTA CRUZ, CITY OF	SECIVAMD	178,200.00
HEALTH SERVICES AGENCY	1	362300	23R0157	CA DEPT OF PUBLIC HEALTH	SECIVAMD	58,900.00
HEALTH SERVICES AGENCY	1	364042	23R0183	STATE OF CALIFORNIA-DEPARTMENT OF HEALTH (	SECIVAMD	1,209,223.00

Department Title	Item #	GL Key	2022-23 Contract #	Contractor	CalSEC Type	2022-23 Amt
HEALTH SERVICES AGENCY	2	364022	23R0183	STATE OF CALIFORNIA-DEPARTMENT OF HEALTH (	SECIVAMD	437,506.00
HEALTH SERVICES AGENCY	3	364012	23R0183	STATE OF CALIFORNIA-DEPARTMENT OF HEALTH (	SECIVAMD	266,292.57
						1,913,021.57
HEALTH SERVICES AGENCY	1	362800	23R0185	CA Department of Public Health	SECIVAMD	200,217.00
HEALTH SERVICES AGENCY	1	364022	23R0203	CA Office of Traffic Safety	SECIVAMD	225,000.00
HEALTH SERVICES AGENCY	1	363101	23R0216	CA DEPT OF COMMUNITY SERVICES & DEVELOPM	SCIVNOAM	1.00
HEALTH SERVICES AGENCY	1	364012	23R0224	ENCOMPASS COMMUNITY SERVICES	SECIVAMD	14,200.00
HEALTH SERVICES AGENCY	2	364012	23R0224	ENCOMPASS COMMUNITY SERVICES	SECIVAMD	12,200.00
						26,400.00
HEALTH SERVICES AGENCY	1	364012	23R0226	JANUS OF SANTA CRUZ	SECIVAMD	13,500.00
HEALTH SERVICES AGENCY	2	364012	23R0226	JANUS OF SANTA CRUZ	SECIVAMD	8,100.00
						21,600.00
HEALTH SERVICES AGENCY	1	364022	23R0228	TULARE CO OFFICE OF EDUCATION	SECIVAMD	11,000.00
HEALTH SERVICES AGENCY	1	361210	23R0229	CENTRAL CALIFORNIA ALLIANCE FOR HEALTH	SCIVNOAM	87,851.00
HEALTH SERVICES AGENCY	2	361310	23R0229	CENTRAL CALIFORNIA ALLIANCE FOR HEALTH	SCIVNOAM	100,694.00
HEALTH SERVICES AGENCY	3	361951	23R0229	CENTRAL CALIFORNIA ALLIANCE FOR HEALTH	SCIVNOAM	84,315.00
						272,860.00
HEALTH SERVICES AGENCY	1	360120	23R0237	VENDORLESS VENDOR	SCIVNOAM	18,100.00
HEALTH SERVICES AGENCY	2	360150	23R0237	VENDORLESS VENDOR	SCIVNOAM	260,000.00
						278,100.00
HEALTH SERVICES AGENCY	1	360120	23R0238	VENDORLESS VENDOR	SCIVNOAM	71,500.00
HEALTH SERVICES AGENCY	2	360150	23R0238	VENDORLESS VENDOR	SCIVNOAM	2,000,000.00
						2,071,500.00
HEALTH SERVICES AGENCY	1	360120	23R0239	VENDORLESS VENDOR	SCIVNOAM	10,400.00
HEALTH SERVICES AGENCY	2	360150	23R0239	VENDORLESS VENDOR	SCIVNOAM	40,000.00
						50,400.00
HEALTH SERVICES AGENCY	1	363101	23R0240	CALIFORNIA HEALTH FACILITIES FINANCING AUTH	SCIVNOAM	206,023.00
HEALTH SERVICES AGENCY	1	363101	23R0247	VENDORLESS VENDOR	SECIVAMD	492,151.00
HEALTH SERVICES AGENCY	1	362200	23R0254	CA DEPT OF PUBLIC HEALTH	SCIVNOAM	90,000.00
HEALTH SERVICES AGENCY	1	362300	23R0258	CALIFORNIA DEPARTMENT OF PUBLIC HEALTH	SCIVNOAM	180,309.00
HEALTH SERVICES AGENCY	1	362810	23R0263	COMMUNITY ACTION BOARD OF SANTA CRUZ C(	SCIVNOAM	40,000.00
HEALTH SERVICES AGENCY	1	362110	23R0269	CA DEPT OF PUBLIC HEALTH	SCIVNOAM	50,000.00
HEALTH SERVICES AGENCY	1	362210	23R0270	HARM REDUCTION COALITION	SCIVNOAM	162,000.00
HEALTH SERVICES AGENCY	1	364022	23R0271	CA Board of State and Community Correction:	SCIVNOAM	398,563.00
HEALTH SERVICES AGENCY	1	362215	23R0272	CA Department of Public Health	SCIVNOAM	500,000.00
HEALTH SERVICES AGENCY	1	361950	23R0280	HOUSING AUTHORITY OF COUNTY OF SC	SCIVNOAM	22,708.00
HEALTH SERVICES AGENCY	1	361210	23R0281	VENDORLESS VENDOR	SECIVAMD	92,882.00
HEALTH SERVICES AGENCY	2	361310	23R0281	VENDORLESS VENDOR	SECIVAMD	69,214.88
HEALTH SERVICES AGENCY	3	361950	23R0281	VENDORLESS VENDOR	SECIVAMD	402,478.12
						564,575.00
HEALTH SERVICES AGENCY	1	361210	23R0288	CENTRAL CALIFORNIA ALLIANCE FOR HEALTH	SECIVAMD	38,000.00

Revenue Agreements to be Renewed for Fiscal Year 2022-2023

Department Title	Item #	GL Key	2022-23 Contract #	Contractor	CalSEC Type	2022-23 Amt
HEALTH SERVICES AGENCY	2	361310	23R0288	CENTRAL CALIFORNIA ALLIANCE FOR HEALTH	SECIVAMD	38,000.00
HEALTH SERVICES AGENCY	3	361951	23R0288	CENTRAL CALIFORNIA ALLIANCE FOR HEALTH	SECIVAMD	24,000.00
						100,000.00
CUSTODIAL FUNDS	1	135461	23R0290	SANTA MARGARITA GROUNDWATER AGENCY	SECIVAMD	265,000.00
CUSTODIAL FUNDS	1	135461	23R0291	SANTA CRUZ MID-COUNTY GROUNDWATER AGE	SECIVAMD	533,000.00
HEALTH SERVICES AGENCY	1	361950	23R0292	VENDORLESS VENDOR	SCIVNOAM	7,697.37
HEALTH SERVICES AGENCY	1	361950	23R0309	HARM REDUCTION COALITION	SECIVAMD	9,493.48
HEALTH SERVICES AGENCY	1	363101	23R0311	VENDORLESS VENDOR	SCIVNOAM	193,991.00
HEALTH SERVICES AGENCY	1	363101	23R0312	VENDORLESS VENDOR	SCIVNOAM	977,997.00
HEALTH SERVICES AGENCY	1	362215	23R0314	DEPARTMENT OF PUBLIC HEALTH	SCIVNOAM	6,500,000.00
HEALTH SERVICES AGENCY	1	362750	23R0317	CA Department of Public Health	SCIVNOAM	327,855.00
HEALTH SERVICES AGENCY	1	361100	23R0318	Health Resources and Services Administration	SECIVAMD	2,560,031.00
HEALTH SERVICES AGENCY	2	361950	23R0318	Health Resources and Services Administration	SECIVAMD	853,344.00
HEALTH SERVICES AGENCY	3	361100	23R0318	Health Resources and Services Administration	SECIVAMD	60,000.00
						3,473,375.00
HEALTH SERVICES AGENCY	1	363101	23R0320	US DEPT OF HEALTH & HUMAN SERVICES	SCIVNOAM	1,858,104.00
HEALTH SERVICES AGENCY	1	363101	23R0321	US DEPT OF HEALTH & HUMAN SERVICES	SCIVNOAM	349,839.00
HEALTH SERVICES AGENCY	1	363101	23R0323	CA Department of Public Health	SCIVNOAM	50,000.00
HEALTH SERVICES AGENCY	1	362215	23R0326	SALUD PARA LA GENTE	SCIVNOAM	5,000.00
HEALTH SERVICES AGENCY	1	365200	23R0330	CENTRAL CALIFORNIA ALLIANCE FOR HEALTH	SCIVNOAM	2,040,000.00
HEALTH SERVICES AGENCY	1	362215	23R0331	CA DEPT OF PUBLIC HEALTH	SCIVNOAM	293,506.00
HEALTH SERVICES AGENCY	1	362215	23R0332	CALIFORNIA DEPARTMENT OF PUBLIC HEALTH	SCIVNOAM	508,243.00
HEALTH SERVICES AGENCY	1	364022	23R0335	STATE OF CALIFORNIA-DEPARTMENT OF HEALTH (	SCIVNOAM	193,111.00
HEALTH SERVICES AGENCY	2	364042	23R0335	STATE OF CALIFORNIA-DEPARTMENT OF HEALTH (	SCIVNOAM	168,090.00
HEALTH SERVICES AGENCY	3	364012	23R0335	STATE OF CALIFORNIA-DEPARTMENT OF HEALTH (	SCIVNOAM	50,280.00
HEALTH SERVICES AGENCY	4	364022	23R0335	STATE OF CALIFORNIA-DEPARTMENT OF HEALTH (	SCIVNOAM	429,344.33
HEALTH SERVICES AGENCY	5	364042	23R0335	STATE OF CALIFORNIA-DEPARTMENT OF HEALTH (	SCIVNOAM	168,090.21
HEALTH SERVICES AGENCY	6	364012	23R0335	STATE OF CALIFORNIA-DEPARTMENT OF HEALTH (	SCIVNOAM	118,999.67
						1,127,915.21
HEALTH SERVICES AGENCY	1	361950	23R0339	Health Resources and Services Administration	SCIVNOAM	672,865.00
HEALTH SERVICES AGENCY	1	361210	23R0340	Health Resources and Services Administration	SCIVNOAM	492,331.33
HEALTH SERVICES AGENCY	2	361310	23R0340	Health Resources and Services Administration	SCIVNOAM	492,331.33
HEALTH SERVICES AGENCY	3	361950	23R0340	Health Resources and Services Administration	SCIVNOAM	492,331.33
						1,476,993.99
HEALTH SERVICES AGENCY	1	363101	23R0347	VENDORLESS VENDOR	SCIVNOAM	766,917.00
HEALTH SERVICES AGENCY	1	363101	23R0374	STATE OF CALIFORNIA-DEPARTMENT OF HEALTH (	SECIVAMD	1.00
HEALTH SERVICES AGENCY	1	362800	23R0479	CA DEPT OF PUBLIC HEALTH	SECIVAMD	300,000.00
HEALTH SERVICES AGENCY	1	362200	23R0519	CA DEPT OF PUBLIC HEALTH	SECIVAMD	623,068.00
HEALTH SERVICES AGENCY	1	363101	23R0554	SANTA CRUZ, CITY OF	SECIVAMD	97,918.00
HEALTH SERVICES AGENCY	1	364042	23R0574	STATE OF CALIFORNIA-DEPARTMENT OF HEALTH (	SCIVNOAM	8,466,828.00
HEALTH SERVICES AGENCY	2	364042	23R0574	STATE OF CALIFORNIA-DEPARTMENT OF HEALTH (	SCIVNOAM	1,783,807.00

Department Title	Item #	GL Key	2022-23 Contract #	Contractor	CalSEC Type	2022-23 Amt
HEALTH SERVICES AGENCY	3	364032	23R0574	STATE OF CALIFORNIA-DEPARTMENT OF HEALTH (	SCIVNOAM	253,518.00
HEALTH SERVICES AGENCY	4	364012	23R0574	STATE OF CALIFORNIA-DEPARTMENT OF HEALTH (	SCIVNOAM	438,098.00
HEALTH SERVICES AGENCY	5	364012	23R0574	STATE OF CALIFORNIA-DEPARTMENT OF HEALTH (	SCIVNOAM	85,699.00
						11,027,950.00
HEALTH SERVICES AGENCY	1	362851	23R0587	CA DEPT OF PUBLIC HEALTH	SCIVNOAM	230,141.00
HEALTH SERVICES AGENCY	1	362200	23R0590	CA DEPT OF PUBLIC HEALTH	SCIVNOAM	31,190.00
HEALTH SERVICES AGENCY	1	361210	23R0598	CENTRAL CALIFORNIA ALLIANCE FOR HEALTH	SECIVAMD	1.00
HEALTH SERVICES AGENCY	1	363101	23R0680	STATE OF CALIFORNIA-DEPARTMENT OF HEALTH (	SECIVAMD	#######
HEALTH SERVICES AGENCY	1	362800	23R0681	SANTA CRUZ COUNTY REGIONAL TRANSP COMM	SECIVAMD	78,000.00
HEALTH SERVICES AGENCY	2	362800	23R0681	SANTA CRUZ COUNTY REGIONAL TRANSP COMM	SECIVAMD	78,000.00
						156,000.00
HEALTH SERVICES AGENCY	1	365200	23R0708	CA DEPT OF PUBLIC HEALTH	SCIVNOAM	1.00
HEALTH SERVICES AGENCY	1	362200	23R0723	CA DEPT OF PUBLIC HEALTH	SCIVNOAM	20,539.00
HEALTH SERVICES AGENCY	1	367200	23R0740	STATE WATER RESOURCES CONTROL BOARD	SECIVAMD	104,225.00
HEALTH SERVICES AGENCY	1	360140	23R0753	STATE OF CALIFORNIA-DEPARTMENT OF HEALTH (	SCIVNOAM	500,000.00
HEALTH SERVICES AGENCY	1	362110	23R0806	CA DEPT OF PUBLIC HEALTH	SECIVAMD	550,000.00
HEALTH SERVICES AGENCY	1	360140	23R0812	STATE OF CALIFORNIA-DEPARTMENT OF HEALTH (	SECIVAMD	1,000,000.00
HEALTH SERVICES AGENCY	1	361950	23R0844	VENDORLESS VENDOR	SECIVAMD	29,626.00
HEALTH SERVICES AGENCY	2	361950	23R0844	VENDORLESS VENDOR	SECIVAMD	36,625.00
HEALTH SERVICES AGENCY	3	361950	23R0844	VENDORLESS VENDOR	SECIVAMD	700,000.00
						766,251.00
HEALTH SERVICES AGENCY	1	364022	23R0903	TULARE CO OFFICE OF EDUCATION	SECIVAMD	12,000.00
HEALTH SERVICES AGENCY	1	362800	23R0925	CA DEPT OF PUBLIC HEALTH	SECIVAMD	335,640.00
HEALTH SERVICES AGENCY	1	362010	23R0941	DIGNITY HEALTH	SCIVNOAM	15,000.00
HEALTH SERVICES AGENCY	1	362800	23R0946	SANTA CRUZ, CITY OF	SECIVAMD	15,500.00
HEALTH SERVICES AGENCY	1	363101	23R0948	SANTA CRUZ, CITY OF	SECIVAMD	150,390.00
HEALTH SERVICES AGENCY	1	362200	23R0951	CA DEPT OF PUBLIC HEALTH	SECIVAMD	30,450.00
HEALTH SERVICES AGENCY	1	362800	23R0954	CA Office of Traffic Safety	SCIVNOAM	289,500.00
HEALTH SERVICES AGENCY	1	362300	23R0956	CA DEPT OF PUBLIC HEALTH	SCIVNOAM	224,624.00
HEALTH SERVICES AGENCY	1	362200	23R0957	CA DEPT OF PUBLIC HEALTH	SECIVAMD	67,469.00
HEALTH SERVICES AGENCY	1	360180	23R0961	VOLUNTEER CENTERS OF SANTA CRUZ COUNTY	SCIVNOAM	39,668.00
HEALTH SERVICES AGENCY	1	363140	23R0962	TELECARE CORPORATION	SECIVAMD	240,000.00
HEALTH SERVICES AGENCY	1	360180	23R0969	ENCOMPASS COMMUNITY SERVICES	SCIVNOAM	66,816.00
HEALTH SERVICES AGENCY	1	360180	23R0970	ENCOMPASS COMMUNITY SERVICES	SCIVNOAM	45,408.00
HEALTH SERVICES AGENCY	1	360180	23R0975	FRONT STREET INC	SCIVNOAM	52,740.00
HEALTH SERVICES AGENCY	1	361100	23R0977	Health Resources and Services Administration	SECIVAMD	2,168,068.00
HEALTH SERVICES AGENCY	2	361950	23R0977	Health Resources and Services Administration	SECIVAMD	684,653.00
HEALTH SERVICES AGENCY	3	361950	23R0977	Health Resources and Services Administration	SECIVAMD	7,998.48
HEALTH SERVICES AGENCY	4	361100	23R0977	Health Resources and Services Administration	SECIVAMD	25,325.52
						2,886,045.00
HEALTH SERVICES AGENCY	1	363141	23R0980	VENDORLESS VENDOR	SCIVNOAM	1.00

Revenue Agreements to be Renewed for Fiscal Year 2022-2023

Department Title	Item #	GL Key	2022-23 Contract #	Contractor	CalSEC Type	2022-23 Amt
HEALTH SERVICES AGENCY	1	362750	23R0984	CA DEPT OF PUBLIC HEALTH	SECIVAMD	345,000.00
HEALTH SERVICES AGENCY	1	361241	23R0987	VENDORLESS VENDOR	SECIVAMD	409,150.00
HEALTH SERVICES AGENCY	1	362810	23R0988	CA DEPT OF PUBLIC HEALTH	SECIVAMD	150,000.00
HEALTH SERVICES AGENCY	1	365200	23R0344	CENTRAL CALIFORNIA ALLIANCE FOR HEALTH	SCIVNOAM	890,000.00
HEALTH SERVICES AGENCY	1	362200	23R0348	CA DEPT OF PUBLIC HEALTH	SCIVNOAM	202,955.00
HUMAN SERVICES DEPT	1	392100	23R0851	COUNTY OF SANTA CRUZ	SECIVAMD	451,659.00
INFORMATION SERVICES	1	424200	23R0218	SCOTTS VALLEY POLICE DEPARTMENT	SCIVNOAM	6,328.44
TECHNICAL RADIO SERVICE 20	1	431000	23R0215	SANTA CRUZ FIRE DEPARTMENT	SCIVNOAM	38,000.00
TECHNICAL RADIO SERVICE 20	1	431000	23R0236	AMERICAN MEDICAL RESPONSE WEST	SCIVNOAM	30,000.00
TECHNICAL RADIO SERVICE 20	1	431000	23R0658	SANTA CRUZ REGIONAL 9-1-1	SCIVNOAM	20,033.00
TECHNICAL RADIO SERVICE 20	1	431000	23R0659	CITY OF SANTA CRUZ	SCIVNOAM	11,099.00
TECHNICAL RADIO SERVICE 20	1	431000	23R0998	CAPITOLA POLICE DEPARTMENT, CITY OF	SCIVNOAM	2,820.00
TECHNICAL RADIO SERVICE 20	1	431000	23R0999	SCOTTS VALLEY WATER DISTRICT	SCIVNOAM	3,187.00
TECHNICAL RADIO SERVICE 20	1	431000	23R1019	AT&T	SCIVNOAM	25,602.00
TECHNICAL RADIO SERVICE 20	1	431000	23R1020	VERIZON	SCIVNOAM	16,033.00
PARKS, OPEN SPACE & CULTUR	1	492100	23R0337	BLACKWOLF, KAYOTAE	SCIVNOAM	3,300.00
PARKS, OPEN SPACE & CULTUR	1	492100	23R0994	COMMUNITY BRIDGES	SCIVNOAM	1.00
PARKS, OPEN SPACE & CULTUR	1	492100	23R0995	SANTA CRUZ COUNTY OFFICE OF EDUCATION	SCIVNOAM	17,926.00
PARKS, OPEN SPACE & CULTUR	1	492100	23R0996	SANTA CRUZ COUNTY HORSEMAN'S ASSOCIATIO	SCIVNOAM	1.00
PROBATION	1	574100	23R0132	SANTA CRUZ COUNTY OFFICE OF EDUCATION	SCIVNOAM	39,000.00
PROBATION	1	574000	23R0338	SUPERIOR COURT OF CA - COUNTY OF SANTA CI	SECIVAMD	950,691.00
SHERIFF-CORONER	1	661200	23R0313	CENTRALSQUARE TECHNOLOGIES LLC	SCIVNOAM	128,500.00
SHERIFF-CORONER	1	661200	23R0313	CENTRALSQUARE TECHNOLOGIES LLC	SCIVNOAM	21,500.00
						150,000.00
SHERIFF-CORONER	1	661200	23R0667	CABRILLO COLLEGE	SCIVNOAM	820,964.10
SHERIFF-CORONER	1	661200	23R0333	U.S. Department of Justice	SCIVNOAM	89,435.50
SHERIFF-CORONER	1	661200	23R0319	U.S. Department of Justice	SCIVNOAM	25,238.40
SHERIFF-CORONER	1	661200	23R0760	14TH DISTRICT AGRICULTURAL ASSOCIATION	SECIVAMD	18,755.00
SHERIFF-CORONER	1	661200	23R0712	14TH DISTRICT AGRICULTURAL ASSOCIATION	SECIVAMD	24,475.30
SHERIFF-CORONER	1	661200	23R0242	MONTE VISTA CHRISTIAN SCHOOL	SECIVAMD	166,074.70
SHERIFF-CORONER	1	661200	23R0123	SAN LORENZO VALLEY UNIFIED SCHOOL DIST+K11F	SECIVAMD	38,456.00
SHERIFF-CORONER	1	661200	23R0887	SANTA CRUZ CITY SCHOOLS	SECIVAMD	83,640.70
SHERIFF-CORONER	1	661430	23R0737	CAPITOLA POLICE DEPARTMENT, CITY OF	SECIVAMD	12,486.00
SHERIFF-CORONER	1	661430	23R0734	DIGNITY HEALTH	SECIVAMD	25,000.00
SHERIFF-CORONER	1	661430	23R0738	SANTA CRUZ POLICE DEPT, CITY OF	SECIVAMD	69,482.00
SHERIFF-CORONER	1	661430	23R0739	SCOTTS VALLEY POLICE DEPARTMENT	SECIVAMD	14,545.00
SHERIFF-CORONER	1	661430	23R0733	REGENTS OF THE UNIVERSITY OF CALIFORNIA	SECIVAMD	10,000.00
SHERIFF-CORONER	1	661430	23R0736	WATSONVILLE POLICE DEPARTMENT	SECIVAMD	63,556.00