



**COUNTY OF SANTA CRUZ
OFFICE OF THE TREASURER-TAX COLLECTOR**

115

RICHARD W. BEDAL - TREASURER-TAX COLLECTOR
DEBORAH LAUCHNER - ASSISTANT TREASURER-TAX COLLECTOR

TREASURY DIVISION TELEPHONE (408) 454-2450 TDD (408) 454-2123
OFFICE: 701 OCEAN STREET, ROOM 150, SANTA CRUZ CA 95060
MAIL: POST OFFICE BOX 1817, SANTA CRUZ CA 95061

May 17, 1999

AGENDA DATE: June 8, 1999

Board of Supervisors
County of Santa Cruz
701 Ocean St.
Santa Cruz, CA 95060

RE: Treasurer's Monthly Cash Report

Dear Members of the Board:

Government Code Section 27063 requires the County Treasurer to file with the Board of Supervisors a detailed report of all money received and disbursed by him. The cash report is to be tiled monthly in addition to the quarterly reports required by the County's Investment Policy.

Government Code Section 53607 requires the County Treasurer to make a monthly report of investment transactions to the Board of Supervisors.

Attached are copies of the Treasurer's Accountability report, the Santa Cruz County Auditor's Reconciliation, and the Transactions Report for the periods ending March 31 and April 30, 1999. The receipts into the Treasury, the amounts of disbursements and the investment transactions for these periods are shown for each general ledger account series.


It is therefore recommended that your Board accept the Treasurer's Cash Report for the months of March and April 1999 and place them on file with the Clerk of the Board of Supervisors.

Sincerely,

Richard W. Bedal, Treasurer/Tax Collector

By: 
Deborah Lauchner
Assistant Treasurer/Tax Collector

RECOMMENDED:




Susan A. Mauriello
County Administrative Officer

COUNTY OF SANTA CRUZ
Inter-Office Correspondence

DATE: April 19, 1999
TO: Mr. Richard Bedal, Treasurer-Tax Collector
FROM: Auditor-Controller
SUBJECT: TREASURER'S CASH REPORT

Attached is the Treasurer's Cash Report for the period ended
March 31, 1999.

GARY A KNUTSON, AUDITOR-CONTR



By Pamela Silbaugh
Accounting Manager

GK:PS:rl
MNTHCASHCASHRPT1

Information Compiled by the Auditor-Controller

SANTA CRUZ COUNTY TREASURER MONTHLY CASH REPORT
 TO THE BOARD OF SUPERVISORS
 STATEMENT OF CASH BALANCE, RECEIPTS AND DISBURSEMENTS
 FOR THE MONTH ENDING
 MARCH 31, 1999

Beginning Cash Balance as of the Close of business February 26, 1999	\$	397,682,908.40
Deposits:		65,572,666.34

Total Cash Available		463,255,574.74
Deductions:		
Warrants Paid	\$ (54,967,920.88)	
Journal Adjustments (NET)	(8,231,016.64)	(63,198,937.52)

Ending Cash Balance March 31, 1999		400,056,637.22
		=====

Information Compiled by the Auditor-Controller

cashrpt3

SANTA CRUZ COUNTY AUDITOR'S RECONCILIATION
OF TREASURERS CASH TO GENERAL LEDGER
MARCH 31, 1999

GENERAL LEDGER BALANCE		
Per attached Fund 99 Cash Report dated March 31, 1999		367,987,906.56
ADD:		
Outstanding Warrants (Acct 300) excluded from above total		15,699,247.22
Investments in Individual Funds (Acct 110) excluded from above total.		16,371,413.31
BALANCE BEFORE ADJUSTMENTS		<u>400,058,567.09</u>

ACCT DESCRIPTION	Famis Fund 99 Balance	Treasurer's Balance	Reconciling Amounts (see below)	
300 Warrant Clearing	15,699,247.22	15,700,729.37	(1,482.15)	
100 Cash Receipts Clearing	(939.00)	0.00	(939.00)	
800 Payroll Clearing	0.00	0.00	0.00	
999 Journal Clearing	491.28	0.00	491.28	
	<u>15,698,799.50</u>	<u>15,700,729.37</u>	<u>(1,929.87)</u>	<u>(1,929.87)</u>

TREASURER'S BALANCE MARCH 31, 1999 \$ 400,056,637.22

Reconciling Amounts- Cash Transactions in Process 0.00

ACCT DESCRIPTION		
300 Treasurer's Paid s not booked	0.00	
300 Reinstated Warrants	752.20	
300 Forged Wts Rejected By Bank	(2,234.35)	
	<u> </u>	(1,482.15)
100 NSF Items not booked	(939.00)	
100 Deposit correction outstanding	0.00	
100 Wire Transfers	0.00	
	<u> </u>	(939.00)
999 Adjusting journal not booked	491.28	
	<u> </u>	491.28
	<u> </u>	<u>(1,929.87)</u>

FUND 99 TREASURERS ACCOUNTABILITY AS OF 03/31/99

GENERAL LEDGER	ACCOUNT TITLE	DAY BEGINNING BALANCE	CURRENT DAY ACTIVITY		CURRENT BALANCE
			DEBITS	CREDITS	
100	BANK BALANCE	364,920,771.46	4,075,983.26	1,008,848.16	367,987,906.56
101	PAYROLL WARRANTS		20	20	
102	VENDOR WARRANTS		980,950.21	980,950.21	
106	WELFARE WARRANTS		19,892.74	19,892.74	
201	PAYROLL WARRANTS OUTSTANDING	304,887.75	50.18	107,214.44	197,723.49
202	VENDOR WARRANTS OUTSTANDING	5,459,330.20	980,458.88	3,067,451.94	3,372,337.14
205	WELFARE WARRANTS OUTSTANDING	32,171.38			32,171.38
206	WELFARE WARRANTS OUTSTANDING	1,782,908.12	19,892.74	23,185.34	1,779,615.52
207	SCHOOL PAYROLL WARR OUTSTANDING	117.28			117.28
208	SCHOOL WARRANTS OUTSTANDING	2,786,292.00	2,330.30	14,843.48	2,773,778.82
209	SCHOOL VENDOR WARRANTS OUTSTANDING	5,827,907.90		129,831.78	5,698,076.12
210	SCHOOL CABRILLO WARRANTS OUTSTANDING	1,711,680.98		1,536,490.87	175,190.11
213	ONLINE WARRANTS OUTSTANDING	1,670,237.36			1,670,237.36
300	TOTAL OUTSTANDING WARRANTS	19,575,532.97	4,879,017.85	1,002,732.10	15,695,247.22
710	EQUITY IN GENERAL FUND	39,942,614.24	528,368.88	2,280,477.93	41,694,723.29
721	EQUITY SPECIAL REVENUE - COUNTY WIDE	3,839,452.17	36,778.93	2,800.00	3,805,473.24
722	EQUITY SPECIAL REVENUE BOS SPECIAL DISTR	3,949,389.56	11,092.84	215.20	3,938,511.92
723	EQUITY SPECIAL REVENUE HSA	576,730.53			576,730.53
725	EQUITY SPECIAL REVENUE ROAD FUND	6,652,926.13			6,652,926.13
726	EQUITY SPECIAL REVENUE LESS TH CD WIDE	1,074,899.50	467.58	25.00	1,074,456.92
727	EQUITY SPECIAL REVENUE MISCELLANEOUS	135,025.03	77,910.86	25.00	212,910.89
728	SPECIAL REV RDA CAP IMPROV	5,324,994.22	5,395.00	500.80	5,320,099.22
729	SPECIAL REV RDA CAP IMPROV LMH	5,269,495.99		81.20	5,269,577.19
730	EQUITY DEBT SERVICE - SPECIAL REVENUE	1.68			1.68
732	EQUITY DEBT SERVICE - SPECIAL REVENUE	3,385,707.49			3,385,707.49
733	EQUITY DEBT SERVICE - ENTERPRISE G/O	693,074.02			693,074.02
734	EQUITY DEBT SERVICE - ENTERPRISE DS15	197,507.64			197,507.64
735	EQUITY DEBT SERVICE - RDA	82,712.18	2,596.79		80,115.39
736	EQUITY INDEPENDENT SCHOOLS G/O	2,073,760.58			2,073,760.58
737	EQUITY INDEPENDENT SCHOOLS D/S 15	45,335.88			45,335.88
738	EQUITY COUNTY GOVERNED DISTRICTS	34,936.82			34,936.82
740	EQUITY CAPITAL PROJECT FUNDS	3,896,076.11			3,896,076.11
741	EQUITY CAPITAL PROJECT CERTS	2,420,258.31			2,420,258.31
750	EQUITY ENTERPRISE COUNTY	51,072,505.77	590.04		51,071,915.73
760	EQUITY INTERNAL SERVICE FUND	3,649,465.16	131,906.34	428.00	3,517,986.82
771	EQUITY TRUST - EXPENDABLE	84,231.04	124.16		84,106.88
772	EQUITY AGENCY COUNTY MISC	31,287,595.96	928,348.73	1,240,056.62	31,599,303.85
775	EQUITY AGENCY HSA HEALTH	13,526,601.19		45.77	13,526,646.96
774	EQUITY PAYROLL COUNTY	1,352,830.78	145,248.13		1,207,582.65
775	EQUITY PROPERTY TAXES	39,458,497.27	1,554,938.46	2,349,282.41	40,252,841.22
776	EQUITY AGENCY - LOCAL BOARDS INDEPENDENT	37,570,426.26	26,495.54		37,543,930.72
777	EQUITY AGENCY - SCHOOLS	106,473,255.86	5,850.45	623,575.60	107,102,681.91
778	EQUITY AGENCY - CITIES	140,967.43		25,620.00	166,587.43
779	EQUITY AGENCY - STATE	986,359.63	13,297.14	736.22	973,798.71

FUND 99 TREASURERS ACCOUNTABILITY AS OF 03/31/99

GENERAL LEDGER	ACCOUNT TITLE	DAY BEGINNING BALANCE	CURRENT DAY ACTIVITY		CURRENT BALANCE
			DEBITS	CREDITS	
800	CASH OFFSET	5,800.29	3,409.54	3,409.54	5,800.29
999	GENERAL CLEARING ACCOUNT	1,012.62	2,451,345.23	2,452,320.35	37.50
	GRAND TOTAL	0.00	16,864,221.02	16,864,221.02	0.00

SANTA CRUZ COUNTY TREASURER MONTHLY CASH REPORT
TO THE BOARD OF SUPERVISORS
STATEMENT OF CASH BALANCE, RECEIPTS AND DISBURSEMENTS
FOR THE MONTH ENDING
MARCH 31, 1999

120

Beginning Cash Balance as of the Close of business February 26, 1999	\$	397,682,908.40
Deposits:		65,572,666.34
Total Cash Available		<u>463,255,574.74</u>
Deductions:		
Warrants Paid	\$ (54,967,920.88)	
Journal Adjustments (NET)	<u>(8,231,016.64)</u>	<u>(63,198,937.52)</u>
Ending Cash Balance March 31, 1999		<u>400,056,637.22</u>

Information Compiled by the Auditor-Controller

cashrpt3

13

SANTA CRUZ COUNTY AUDITOR'S RECONCILIATION
OF TREASURER'S CASH TO GENERAL LEDGER
MARCH 31, 1999

GENERAL LEDGER BALANCE		
Per attached Fund 99 Cash Report dated March 31, 1999		367,987,906.56
ADD:		
Outstanding Warrants (Acct 300) excluded from above total		15,699,247.22
investments in individual Funds (Acct 110) excluded from above total		16,371,413.31
BALANCE BEFORE ADJUSTMENTS		400,058,567.09

ACCT DESCRIPTION	Famis Fund 99 Balance	Treasurers Balance	Reconciling Amounts (see below)	

300 Warrant Clearing	15,699,247.22	15,700,729.37	(1,482.15)	
100 Cash Receipts Clearing	(939.00)	0.00	(939.00)	
800 Payroll Clearing	0.00	0.00	0.00	
999 Journal Clearing	491.28	0.00	491.28	
	15,698,799.50	15,700,729.37	(1,929.87)	(1,929.87)

TREASURER'S BALANCE MARCH 31, 1999 \$ 400,056,637.22

Reconciling Amounts- Cash Transactions in Process 0.00

ACCT DESCRIPTION			

300 Treasurers Paid not booked	0.00		
300 Reinstated Warrants	752.20		
300 Forged Wts Rejected By Bank	(2,234.35)		
		(1,482.15)	
100 NSF Items not booked	(939.00)		
100 Deposit correction outstanding	0.00		
100 Wire Transfers	0.00		
		(939.00)	
999 Adjusting journal not booked	491.28		
		491.28	
		(1,929.87)	

FUND 99 TREASURERS ACCOUNTABILITY AS OF 03/31/99

GENERAL LEDGER	ACCOUNT TITLE	DAY BEGINNING BALANCE	CURRENT DAY ACTIVITY		CURRENT BALANCE
			DEBITS	CREDITS	
100	BANK BALANCE	364,920,771.46	4,075,983.26	1,808,848.16-	367,987,906.56
101	PAYROLL WARRANTS		.20	.20-	
102	VENDOR WARRANTS		980,950.21	980,950.21-	
106	WELFARE WARRANTS		19,892.74	19,892.74-	
201	PAYROLL WARRANTS OUTSTANDING	304,887.75	50.18	107,214.44-	197,723.49
202	VENDOR WARRANTS OUTSTANDING	5,459,330.20	980,458.88	3,067,451.94-	3,372,337.14
205	WELFARE WARRANTS OUTSTANDING	32,171.38			32,171.38
206	WELFARE WARRANTS OUTSTANDING	1,782,908.12	19,892.74	23,185.34-	1,779,615.52
207	SCHOOL PAYROLL WARR OUTSTANDING	117.28			117.28
208	SCHOOL PAYROLL WARR OUTSTANDING	2,786,292.00	2,330.30	14,843.48-	2,773,778.82
209	SCHOOL VENDOR WARRANTS OUTSTANDING	5,827,907.90		129,831.78-	5,698,076.12
210	SCHOOL CABRILLO WARRANTS OUTSTANDING	1,711,680.98		1,536,490.87-	175,190.11
213	ONLINE WARRANTS OUTSTANDING	1,670,237.36			1,670,237.36
300	TOTAL OUTSTANDING WARRANTS	19,575,532.97-	4,879,017.85	1,002,732.10-	15,699,247.22-
710	EQUITY IN GENERAL FUND	39,942,614.24-	528,368.88	2,280,477.93-	41,694,723.29-
721	EQUITY SPECIAL REVENUE - COUNTY WIDE	3,839,452.17-	36,778.93	2,800.00-	3,805,473.24-
722	EQUITY SPECIAL REVENUE BOS SPECIAL DISTR	3,949,389.56-	11,092.84	215.20-	3,938,511.92-
723	EQUITY SPECIAL REVENUE HSA	576,730.53-			576,730.53-
725	EQUITY SPECIAL REVENUE ROAD FUND	6,652,926.13-			6,652,926.13-
726	EQUITY SPECIAL REVENUE LESS TH CO WIDE	1,074,899.50-	467.58	25.00-	1,074,456.92-
727	EQUITY SPECIAL REVENUE MISCELLANEDUS	135,025.03	77,910.86	25.00-	212,910.89
728	SPECIAL REV RDA CAP IMPROV	5,324,994.22-	5,395.00	500.00-	5,320,099.22-
729	SPECIAL REV RDA CAP IMPROV LMTH	5,269,495.99-		81.20-	5,269,577.19-
730	EQUITY DEBT SERVICE	1.68-			1.68-
732	EQUITY DEBT SERVICE - SPECIAL REVENUE	3,385,707.49-			3,385,707.49-
733	EQUITY DEBT SERVICE - ENTERPRISE G/O	693,074.02-			693,074.02-
734	EQUITY DEBT SERVICE - ENTERPRISE DS15	197,507.64-			197,507.64-
735	EQUITY DEBT SERVICE - RDA	82,712.18-	2,596.79		80,115.39-
736	EQUITY INDEPENDENT SCHOOLS G/O	2,073,760.58-			2,073,760.58-
737	EQUITY INDEPENDENT SCHOOLS D/S 15	45,335.88-			45,335.88-
738	EQUITY COUNTY GOVERNED DISTRICTS	34,936.82-			34,936.82-
740	EQUITY CAPITAL PROJECT FUNDS	3,896,076.11-			3,896,076.11-
741	EQUITY CAPITAL PROJECT CERTS	2,420,258.31-			2,420,258.31-
750	EQUITY ENTERPRISE COUNTY	51,072,505.77-	590.04		51,071,915.73-
760	EQUITY INTERNAL SERVICE FUND	3,649,465.16-	131,906.34	428.00-	3,517,986.82-
771	EQUITY TRUST - EXPENDABLE	84,231.04-	124.16		84,106.88-
772	EQUITY AGENCY COUNTY MISC	31,287,595.96-	928,348.73	1,240,056.62-	31,599,303.85-
773	EQUITY AGENCY HSA HEALTH	13,526,601.19-		45.77-	13,526,646.96-
774	EQUITY PAYROLL COUNTY	1,352,830.78-	145,248.13		1,207,582.65-
775	EQUITY PROPERTY TAXES	39,458,497.27-	1,554,938.46	2,349,282.41-	40,252,841.22-
776	EQUITY AGENCY - LOCAL BOARDS INDEPENDENT	37,570,426.26-	26,495.54		37,543,930.72-
777	EQUITY AGENCY - SCHOOLS	106,473,255.86-	5,850.45-	623,575.60-	107,102,681.91-
778	EQUITY AGENCY - CITIES	140,967.43-		25,620.00-	166,587.43-
779	EQUITY AGENCY - STATE	986,359.63-	13,297.14	736.22-	973,798.71-

FUND 99 TREASURERS ACCOUNTABILITY AS OF 03/31/99

GENERAL LEDGER	ACCOUNT TITLE	DAY BEGINNING BALANCE	CURRENT DAY ACTIVITY		CURRENT BALANCE
			DEBITS	CREDITS	
800	CASH OFFSET	5,800.29	3,409.54-	3,409.54	5,800.29
999	GENERAL CLEARING ACCOUNT	1,012.62	2,451,345.23	2,452,320.35-	37.50
	GRAND TOTAL	0.00	16,864,221.02	16,864,221.02-	0.00



**County of Santa Cruz
Activity Report
Sorted By Dealer
March 1, 1999 - March 31, 1999**

CUSIP	Investment #	Issuer	Percent of Portfolio	Par Value Beginning Balance	Current Rate	Transaction Date	Purchases or Deposits	Par Value Sales/Maturities or Withdrawals	Ending Balance
Dealer: Not applicable - Cash/Managed									
Managed Pool Accounts -2									
				<u>47,930,242.45</u>					<u>47,930,242.45</u>
			Subtotal and Balance						
			Dealer Subtotal 12.446%	<u>47,930,242.45</u>			0.00	0.00	<u>47,930,242.45</u>
Dealer: Government Perspectives									
Negotiable CDs									
				<u>15,000,000.00</u>					<u>15,000,000.00</u>
			Subtotal and Balance						
			Dealer Subtotal 3.893%	<u>15,000,000.00</u>			0.00	0.00	<u>15,000,000.00</u>
Dealer: Not applicable - Cash/Managed									
Local Agency Investment Fund (LAIF)									
	13698	LAIF (State of California)			5.119		0.00	400,000.00	
				<u>46,771,413.31</u>			0.00	400,000.00	<u>46,371,413.31</u>
			Subtotal and Balance						
			Dealer Subtotal 12.036%	<u>46,771,413.31</u>			0.00	400,000.00	<u>46,371,413.31</u>
Dealer: Lehman Brothers									
Commercial Paper - Discount									
73278WQG9	20539	Pooled Acct.Rec.Capital			4.880	03/16/1999	0.00	23,686,000.00	
2044WDR12	20542	Compass Securitization			4.920	03/02/1999	7,924,000.00	0.00	
				<u>23,686,000.00</u>			<u>7,924,000.00</u>	<u>23,686,000.00</u>	<u>7,924,000.00</u>
			Subtotal and Balance						
Negotiable CDs									
25152XMK3	20181	Deutsche Bank			5.700	03/05/1999	0.00	5,000,000.00	
				<u>5,000,000.00</u>			0.00	5,000,000.00	0.00
			Subtotal and Balance						
			Dealer Subtotal 2.057%	<u>28,686,000.00</u>			<u>7,924,000.00</u>	<u>28,686,000.00</u>	<u>7,924,000.00</u>

123



County of Santa Cruz
Activity Report
March 1, 1999 - March 31, 1999

CUSIP	Investment #	Issuer	Percent of Portfolio	Par Value Beginning Balance	Current Rate	Transaction Date	Purchases or Deposits	Par Value Sales/Maturities or Withdrawals	Ending Balance		
Dealer: Merrill Lynch											
Federal Agency Issues - Coupon											
Subtotal and Balance				5,000,000.00					5,000,000.00		
Commercial Paper - Discount											
61217MQK1	20540	Montauk Fund MF4			4.880	03/19/1999	0.00	20,000,000.00			
27003LRK1	20545	Eagle Funding			4.880	03/19/1999	25,000,000.00	0.00			
88324MRK3	20546	Thames Asset Fund			4.880	03/19/1999	25,000,000.00	0.00			
11144GRU4	20547	Broadway Capital			4.920	03/31/1999	15,000,000.00	0.00			
Subtotal and Balance				20,000,000.00	65,000,000.00				20,000,000.00	65,000,000.00	
Medium Term Notes											
Subtotal and Balance				21,000,000.00					21,000,000.00		
Miscellaneous Securities - Coupon											
Subtotal and Balance				20,000,000.00					20,000,000.00		
Dealer Subtotal				28.810%	66,000,000.00	65,000,000.00				20,000,000.00	111,000,000.00

Dealer: Merrill Lynch/Bank of New York

Repurchase Agreements

50561	U.S.GOV.AGY.REPO	4.520	03/01/1999	0.00	26,800,000.00
50562	U.S.GOV.AGY.REPO	4.550	03/01/1999	26,300,000.00	0.00
50562	U.S.GOV.AGY.REPO		03/02/1999	0.00	26,300,000.00
50563	U.S.GOV.AGY.REPO	4.550	03/02/1999	16,800,000.00	0.00
50563	U.S.GOV.AGY.REPO		03/03/1999	0.00	16,800,000.00
50564	U.S.GOV.AGY.REPO	4.550	03/03/1999	16,400,000.00	0.00
50564	U.S.GOV.AGY.REPO		03/04/1999	0.00	16,400,000.00
50565	U.S.GOV.AGY.REPO	4.550	03/04/1999	16,400,000.00	0.00
50565	U.S.GOV.AGY.REPO		03/05/1999	0.00	16,400,000.00
50566	U.S.GOV.AGY.REPO	4.550	03/05/1999	14,800,000.00	0.00
50566	U.S.GOV.AGY.REPO		03/08/1999	0.00	14,800,000.00
50567	U.S.GOV.AGY.REPO	4.530	03/08/1999	14,500,000.00	0.00
50567	U.S.GOV.AGY.REPO		03/09/1999	0.00	14,500,000.00
50566	U.S.GOV.AGY.REPO	4.530	03/09/1999	15,300,000.00	0.00
50568	U.S.GOV.AGY.REPO		03/10/1999	0.00	15,300,000.00

County of Santa Cruz
Activity Report
March 1, 1999 - March 31, 1999

CUSIP	Investment #	Issuer	Percent of Portfolio	Par Value		Transaction Date	Par Value		Ending Balance		
				Beginning Balance	Current Rate		Purchases or Deposits	Sales/Maturities or Withdrawals			
Dealer: Merrill Lynch/Bank of New York											
Repurchase Agreements											
	50569	U.S.GOV.AGY.REPO			4.530	03/10/1999	13,300,000.00	0.00			
	50569	U.S.GOV.AGY.REPO				03/11/1999	0.00	13,300,000.00			
	50570	U.S.GOV.AGY.REPO			4.530	03/11/1999	13,300,000.00	0.00			
	50570	U.S.GOV.AGY.REPO				03/12/1999	0.00	13,300,000.00			
	50571	U.S.GOV.AGY.REPO			4.530	03/12/1999	37,200,000.00	0.00			
	50571	U.S.GOV.AGY.REPO				03/15/1999	0.00	37,200,000.00			
	50572	U.S.GOV.AGY.REPO			4.500	03/15/1999	12,000,000.00	0.00			
	50572	U.S.GOV.AGY.REPO				03/16/1999	0.00	12,000,000.00			
	50573	U.S.GOV.AGY.REPO			4.500	03/16/1999	35,000,000.00	0.00			
	50573	U.S.GOV.AGY.REPO				03/17/1999	0.00	35,000,000.00			
	50574	U.S.GOV.AGY.REPO			4.500	03/17/1999	35,500,000.00	0.00			
	50574	U.S.GOV.AGY.REPO				03/18/1999	0.00	35,500,000.00			
	50575	U.S.GOV.AGY.REPO			4.500	03/18/1999	35,300,000.00	0.00			
	50575	U.S.GOV.AGY.REPO				03/19/1999	0.00	35,300,000.00			
	50576	U.S.GOV.AGY.REPO			4.500	03/19/1999	17,500,000.00	0.00			
	50576	U.S.GOV.AGY.REPO				03/22/1999	0.00	17,500,000.00			
	50577	U.S.GOV.AGY.REPO			4.460	03/22/1999	17,800,000.00	0.00			
	50577	U.S.GOV.AGY.REPO				03/23/1999	0.00	17,800,000.00			
	50578	U.S.GOV.AGY.REPO			4.480	03/23/1999	16,600,000.00	0.00			
	50576	U.S.GOV.AGY.REPO				03/24/1999	0.00	16,600,000.00			
	50579	U.S.GOV.AGY.REPO			4.400	03/24/1999	14,700,000.00	0.00			
	50579	U.S.GOV.AGY.REPO				03/25/1999	0.00	14,700,000.00			
	50560	U.S.GOV.AGY.REPO			4.460	03/25/1999	15,000,000.00	0.00			
	50580	U.S.GOV.AGY.REPO				03/26/1999	0.00	15,000,000.00			
	50561	U.S.GOV.AGY.REPO			4.480	03/26/1999	16,300,000.00	0.00			
	50561	U.S.GOV.AGY.REPO				03/29/1999	0.00	16,300,000.00			
	50562	U.S.GOV.AGY.REPO			4.600	03/29/1999	21,900,000.00	0.00			
	50562	U.S.GOV.AGY.REPO				03/30/1999	0.00	21,900,000.00			
	50563	U.S.GOV.AGY.REPO			4.600	03/30/1999	21,900,000.00	0.00			
	50563	U.S.GOV.AGY.REPO				03/31/1999	0.00	21,900,000.00			
	50564	U.S.GOV.AGY.REPO			4.600	03/31/1999	7,000,000.00	0.00			
	Subtotal and Balance						26,800,000.00		450,800,000.00	470,600,000.00	7,000,000.00
	Dealer Subtotal 1.817%						26,800,000.00		450,800,000.00	470,600,000.00	7,000,000.00



County of Santa Cruz
 Activity Report
 March 1, 1999 - March 31, 1999


CUSIP	Investment #	Issuer	Percent of Portfolio	Par Value Beginning Balance	Current Rate	Transaction Date	Purchases or Deposits	Par Value Sales/Maturities or Withdrawals	Ending Balance
Dealer: SANTA CRUZ COUNTY									
Municipal Bonds									
				<u>20,000.00</u>					<u>20,000.00</u>
				<u>20,000.00</u>			<u>0.00</u>	<u>0.00</u>	<u>20,000.00</u>
			0.005%	<u>20,000.00</u>					<u>20,000.00</u>
Dealer: Smith Barney									
Federal Agency Issues - Coupon									
				<u>20,000,000.00</u>					<u>20,000,000.00</u>
Commercial Paper - Discount									
0569969H6	20537	Equipment Funding			4.870	03/05/1999	0.00	15,000,000.00	
0717P3QK4	20641	Bavaria Universal			4.870	03/19/1999	0.00	10,000,000.00	
04621 UR53	20543	Atlantic Asset Corp.			4.910	03/05/1999	<u>20,000,000.00</u>	<u>0.00</u>	
				<u>25,000,000.00</u>			<u>20,000,000.00</u>	<u>25,000,000.00</u>	<u>20,000,000.00</u>
Medium Term Notes									
				<u>34,540,000.00</u>					<u>34,540,000.00</u>
Negotiable CDs									
58550VPV9	20501	Mellon Bank			5.480	03/12/1999	0.00	25,000,000.00	
6385HGM85	20544	National West #23			5.175	03/15/1999	<u>25,000,000.00</u>	<u>0.00</u>	
				<u>60,500,000.00</u>			<u>25,000,000.00</u>	<u>25,000,000.00</u>	<u>60,500,000.00</u>
Miscellaneous Securities - Coupon									
				<u>15,000,000.00</u>					<u>15,000,000.00</u>
				<u>155,040,000.00</u>			<u>45,000,000.00</u>	<u>50,000,000.00</u>	<u>150,040,000.00</u>
			39.943%	<u>155,040,000.00</u>					<u>150,040,000.00</u>
			Total 100.000%	386,247,655.76			568,724,000.00	569,686,000.00	385,285,655.76

COUNTY OF SANTA CRUZ
Inter-Office Correspondence

DATE: May 11, 1999
TO: Mr. Richard **Bedal**, Treasurer-Tax Collector
FROM: Auditor-Controller
SUBJECT: TREASURER'S CASH REPORT

Attached is the Treasurers Cash Report for the period ended
April 30, 1999

GARY A KNUTSON, AUDITOR-CONTR



By Pamela Silbaugh
Accounting Manager

GK:PS:le
MNTHCASH/CASHRPT1

Information Compiled by the Auditor-Controller

SANTA CRUZ COUNTY TREASURER MONTHLY CASH REPORT
 TO THE BOARD OF SUPERVISORS
 STATEMENT OF CASH BALANCE, RECEIPTS AND DISBURSEMENTS
 FOR THE MONTH ENDING
 APRIL 30, 1999

Beginning Cash Balance as of the Close of business March 31, 1999	\$	400,056,637.22
Deposits:		110,134,119.62

Total Cash Available		510,190,756.84
Deductions:		
Warrants Paid	\$ (47,666,965.59)	
Journal Adjustments (NET)	(8,582,312.81)	(56,249,278.40)

Ending Cash Balance April 30, 1999		----- 453,941,478.44

Information Compiled by the Auditor-Controller

cashrpt3

SANTA CRUZ COUNTY AUDITOR'S RECONCILIATION
OF TREASURER'S CASH TO GENERAL LEDGER
APRIL 30, 1999

GENERAL LEDGER BALANCE
Per attached Fund 99 Cash Report dated April 30, 1999 396,602,940.93

ADD:
 Outstanding Warrants (Acct 300) excluded from above total 20,662,490.87
 Investments in Individual Funds (Acct 110) excluded from above total 16,585,374.10
 Trans Pledged excluded from above total 20,097,339.11
453,948,145.01

ACCT DESCRIPTION	Famis Fund 99 Balance	Treasurers Balance	Reconciling Amounts (see below)	
300 Warrant Clearing	20,662,490.87	20,664,069.23	(1,578.36)	
100 Cash Receipts Clearing	(5,579.49)	0.00	(5,579.49)	
800 Payroll Clearing	0.00	0.00	0.00	
999 Journal Clearing	491.28	0.00	491.28	
	<u>20,657,402.66</u>	<u>20,664,069.23</u>	<u>(6,666.57)</u>	<u>(6,666.57)</u>
TREASURER'S BALANCE APRIL 30, 1999				<u>\$ 453,941,478.44</u>

Reconciling Amounts- Cash Transactions in Process 0.00

ACCT DESCRIPTION			
300 Treasurer's Paid's not booked	(345.05)		
300 Reinstated Warrants	1,001.04		
300 Forged Wts Rejected By Bank	(2,234.35)		
	<u> </u>	(1,578.36)	
100 NSF Items not booked	(5,579.59)		
100 Deposit correction outstanding	0.10		
100 Wire Transfers	0.00		
	<u> </u>	(5,579.49)	
999 Adjusting journal not booked	491.28		
	<u> </u>	491.28	
		<u> </u>	
		<u>(6,666.57)</u>	

FAMIS UPDATE NO : 226

*** RECORD EXTRACT COUNTS ***
TOTAL RECORDS EXTRACTED FOR REPORT 029 : 0
TOTAL RECORDS EXTRACTED FOR REPORT 028 : 1,244
TOTAL RECORDS EXTRACTED FOR REPORT 024 : 0

130

*** REPORTS REQUESTED ***
024 - OUTSTANDING CHECK LOG
028 - STATEMENT OF TREASURER'S ACCOUNTABILITY
029 - DAILY CASH RECEIPTS
SUBMITTED BY : SIGRID BARGAS

FUND TYPE : 99 TREASURER'S GROUP OF ACCOUNTS

G/L	ACCOUNT TITLE	MY BEGINNING BALANCE	CURRENT M Y		CURRENT BALANCE
			DEBITS	CREDITS	
100	BANK BALANCE	396,602,940.93	0.00	0.80	396,602,940.93
101	PAYROLL WARRANTS	0.00	0.00	0.00	0.00
102	VENDOR WARRANTS	0.00	0.00	0.00	0.00
103	TRUST WARRANTS	0.00	0.00	0.00	0.00
105	WELFARE WARRANTS	0.00	0.00	0.00	0.00
106	WELFARE WARRANTS	0.00	0.00	0.00	0.00
107	SCHOOL PAYROLL WARRANTS	0.00	0.00	0.00	0.00
108	SCHOOL PAYROLL WARRANTS	0.00	0.00	0.00	0.00
109	SCHOOL VENDOR WARRANTS	0.00	0.00	0.00	0.00
110	SCHOOL CABRILLO WARRANTS	0.00	0.00	0.00	0.00
113	ONLINE WARRANTS	0.00	0.00	0.00	0.00
200	UNRECONCILED WARR OUTSTAN	4.55	0.00	0.00	4.55
201	PAYROLL WARRANTS OUTSTAND	X9,609.22	0.00	0.00	129,609.22
202	VENDOR WARRANTS OUTSTANDI	8,171,191.08	0.00	0.00	8,171,191.08
203	TRUST WARRANTS OUTSTANDIN	-446.50	0.00	0.00	-446.50
205	WELFARE WARRANTS OUTSTAND	26,468.63	0.00	0.00	26,468.63
206	WELFARE WARRANTS OUTSTAND	1,820,614.28	0.00	0.00	1,820,614.28
207	SCHOOL PAYROLL WARR OUTST	117.28	0.00	0.00	117.28
208	SCHOOL PAYROLL WARR OUTST	3,178,326.68	0.00	0.00	3,178,326.68
209	SCHOOL VENDOR WARRANTS OU	6,505,007.43	0.00	0.00	6,505,007.43
210	SCHOOL CABRILLO WARRANTS	574,885.48	0.00	0.00	574,885.48
213	ONLINE WARRANTS OUTSTANDI	256,712.74	0.00	0.00	256,712.74
299999	TOTAL OUTSTANDING WARRANT	-20,662,490.87	0.00	0.00	-20,662,490.87
710105	EQUITY TAX ANTICIPATION L	-27,211,000.00	0.00	0.00	-27,211,000.00
710106	EQUITY TAX ANTICIPATION R	0.00	0.00	0.00	0.00
710108	EQUITY TEETER PLAN NOTES	-11,396,426.82	0.00	0.00	-11,396,426.82
710110	EQUITY GENERAL FUND	-7,207,866.05	0.00	0.00	-7,207,866.05
710300	EQUITY HEALTH SERVICE ACE	15,998,341.06	0.00	0.00	15,998,341.06
710900	EQUITY DPW REAL PROPERTY	-127,302.53	0.00	0.00	-127,302.53
710901	EQUITY SURVEYOR RESPONSIB	30,580.00	0.00	0.00	30,580.00
710902	EQUITY COUNTY PARKING PRO	54,813.92	0.00	0.00	54,813.92
710903	EQUITY DPW CONSTRUCTION I	15,437.87	0.00	0.00	15,437.87
710904	EQUITY DPW ENGINEERING DE	7,812.58	0.00	0.00	7,812.58
721025	EQUITY HOUSING	-278,754.49	0.00	0.00	-278,754.49
721026	EQUITY HOUSING RDA CDBG	-23,437.59	0.00	0.00	-23,437.59
721027	EQUITY HOUSING-SUBDIV IN-	-912,808.33	0.00	0.00	-912,808.33
721028	EQUITY HOUSING-PALOMA DEL	-816,737.60	0.00	0.00	-816,737.60
721100	NOT FOUND	-50,000.00	0.00	0.00	-50,000.00
721110	EQUITY OFF-HIGHWAY TAX	-81,133.52	0.00	0.00	-81,133.52
721120	EQUITY PARK DEDICATION-LA	0.91	0.00	0.00	0.91
721125	EQUITY PARK DEDICATION-AP	-491,106.85	0.00	0.00	-491,106.85
721130	EQUITY PARK DEDICATION-LI	-206,720.08	0.00	0.00	-206,720.08
721135	EQUITY PARK DEDICATION-PA	-123,031.70	0.00	0.00	-123,031.70
721140	EQUITY PARK DEDICATION-SA	-13,677.67	0.00	0.00	-13,677.67
721145	EQUITY PARK DEDICATION-CA	-30,822.79	0.00	0.00	-30,822.79

County of Santa Cruz
Activity Report
April 1, 1999 - April 30, 1999

CUSIP	Investment #	Issuer	Percent of Portfolio	Par Value		Transaction Date	Par Value		Ending Balance
				Beginning Balance	Current Rate		Purchases or Deposits	Sales/Maturities or Withdrawals	
Commercial Paper - Discount									
0717P3RP2	20551	Bavaria	Universal		4.900	04/05/1999	12,374,000.00	0.00	
0717P3RP2	20551	Bavaria	Universal			04/23/1999	0.00	12,374,000.00	
0717P3SS5	20567	Bavaria	Universal		4.830	04/28/1999	15,000,000.00	0.00	
Subtotal and Balance					0.00		27,374,000.00	12,374,000.00	15,000,000.00
Issuer Subtotal				3.378%	0.00		27,374,000.00	12,374,000.00	15,000,000.00

Issuer: Bank One Wisconsin

Negotiable CDs									
Subtotal and Balance									5,500,000.00
Issuer Subtotal				1.239%			0.00	0.09	5,500,000.00

Issuer: Broadway Capital

Commercial Paper - Discount									
11144GRU4	20547	Broadway	Capital		4.920	04/28/1 999	0.00	15,000,000.00	
1144GRT7	20552	Broadway	Capital		4.920	04/01/1999	9,539,000.00	0.00	
1144GRT7	20552	Broadway	Capital			04/27/1 999	0.00	9,539,000.00	
Subtotal and Balance							9,539,000.00	24,539,000.00	0.00
Issuer Subtotal				0.000%			9,539,000.00	24,539,000.00	0.00

issuer: CIT Group Hldgs.Inc.

Medium Term Notes									
Subtotal and Balance									5,000,000.00
Issuer Subtotal				1.126%			0.00	0.00	5,000,000.00

Issuer: Compass Securitization

Commercial Paper - Discount									
2044WDR12	20542	Compass	Securitization		4.920	04/01/1999	0.00	7,924,000.00	
Subtotal and Balance							0.00	7,924,000.00	0.00
Issuer Subtotal				0.000%	7,924,000.W		0.00	7,924,000.00	0.00

County of Santa Cruz
 Activity Report
 April 1, 1999 -April 30, 1999

CUSIP	Investment #	Issuer	Percent of Portfolio	Par Value		Current Rate	Transaction Date	Par Value		Ending Balance
				Beginning Balance				Purchases or Deposits	Sales/Maturities or Withdrawals	
Issuer: Commerzbank N.Y.										
Negotiable CDs										
20259V7H4	20568	Commerzbank N.Y.				5.120	04/26/1999	10,000,000.00	0.00	
20259V7H4	20589	Commerzbank N.Y.				5.120	04/27/1999	9,000,000.00	0.00	
		Subtotal and Balance						19,000,000.00	0.00	19,000,000.00
		Issuer Subtotal	4.279%					19,000,000.00	0.00	19,000,000.00
Issuer: Credit Agricole										
Negotiable CDs										
		Subtotal and Balance								5,000,000.00
		Issuer Subtotal	1.126%					0.00	0.00	5,000,000.00
Issuer: Eagle Funding										
Commercial Paper - Discount										
27003LRK1	20545	Eagle Funding				4.880	04/19/1999	0.00	25,000,000.00	
27003LSH7	20556	Eagle Funding				4.840	04/19/1999	15,000,000.00	0.00	
		Subtotal and Balance						15,000,000.00	25,000,000.00	15,000,000.00
		Issuer Subtotal	3.376%					15,000,000.00	25,000,000.00	15,000,000.00
Issuer: Federal Home Loan Bank										
Federal Agency Issues - Coupon										
3133M7VX1	20561	Federal Home Loan Bank				5.270	04/15/1999	5,000,000.00	0.00	
		Subtotal and Balance						5,000,000.00	0.00	5,000,000.00
		Issuer Subtotal	1.126%					5,000,000.00	0.00	5,000,000.00
Issuer: First Chicago Bank										
Miscellaneous Securities -Coupon										
		Subtotal and Balance								10,000,000.00
		Issuer Subtotal	2.252%					0.00	0.00	10,000,000.00

133

39

County of Santa Cruz
Activity Report
April 1, 1999 - April 30, 1999

CUSIP	Investment #	Issuer	Percent of Portfolio	Par Value		Current Rate	Transaction Date	Par Value		Ending Balance
				Beginning Balance				Purchases or Deposits	Sales/Maturities or Withdrawals	
Issuer: Fed.Home Loan Mtg. Corp										
Federal Agency Issues - Coupon										
3134A3BB	20549	Fed.Home Loan Mtg. Corp				5.375	04/08/1999	10,000,000.00	0.00	
		Subtotal and Balance		25,000,000.00				10,000,000.00	0.00	35,000,000.00
		Issuer Subtotal 7.082%		25,000,000.00				10,000,000.00	0.00	35,000,000.00
Issuer: Federal National Mort. Assoc.										
Federal Agency Issues - Coupon										
31364GGW3	20562	Federal National Mort. Assoc.				5.288	04/15/1999	9,000,000.00	0.00	
		Subtotal and Balance		0.00				9,000,000.00	0.00	9,000,000.00
		Issuer Subtotal 2.027%		0.00				9,000,000.00	0.00	9,000,000.00
Issuer: Ford Motor Cr.										
Medium Term Notes										
		Subtotal and Balance		4,000,000.00						4,000,000.00
		Issuer Subtotal 0901%		4,000,000.00				0.00	0.00	4,000,000.00
Issuer: Not applicable - Cash/Managed										
Managed Pool Accounts -2										
	20563	GIC AIG MATCHED FUNDING				5.820		18,274,000.00	0.00	
	20565	GIC AIG MATCHED FUNDING				5.820		0.00	18,274,000.W	
		Subtotal and Balance		47,930,242.45				18,274,000.00	18,274,000.00	47,930,242.45
		Issuer Subtotal 10.794%		47,930,242.45				18,274,000.00	18,274,000.00	47,930,242.45
Issuer: General Motors Accept.Corp.										
Medium Term Notes										
		Subtotal and Balance		5,000,000.00						5,000,000.00
		Issuer Subtotal 1.126%		5,000,000.00				0.00	0.00	5,000,000.00

County of Santa Cruz
Activity Report
April 1, 1999 -April 30, 1999

CUSIP	Investment #	Issuer	Percent of Portfolio	Par Value		Transaction Date	Par Value		Ending Balance
				Beginning Balance	Current Rate		Purchases or Deposits	Sal&Maturities or Withdrawals	
Issuer: U.S.GOV.AGY.REPO									
Repurchase Agreements									
	50584	U.S.GOV.AGY.REPO		4.600		04/01/1999	0.00	7,000,000.00	
	50585	U.S.GOV.AGY.REPO		4.600		04/01/1999	10,000,000.00	0.00	
	50585	U.S.GOV.AGY.REPO				04/05/1999	0.00	10,000,000.00	
	50586	U.S.GOV.AGY.REPO		4.520		04/05/1999	8,700,000.00	0.00	
	50586	U.S.GOV.AGY.REPO				04/06/1999	0.00	8,700,000.00	
	50587	U.S.GOV.AGY.REPO		4.520		04/06/1999	13,900,000.00	0.00	
	50567	U.S.GOV.AGY.REPO				04/07/1999	0.00	13,900,000.00	
	50588	U.S.GOV.AGY.REPO		4.520		04/07/1999	15,100,000.00	0.00	
	50588	U.S.GOV.AGY.REPO				04/08/1999	0.00	15,100,000.00	
	50589	U.S.GOV.AGY.REPO		4.520		04/08/1999	9,300,000.00	0.00	
	50589	U.S.GOV.AGY.REPO				04/09/1999	0.00	9,300,000.00	
	50590	U.S.GOV.AGY.REPO		4.520		04/09/1999	19,700,000.00	0.00	
	50590	U.S.GOV.AGY.REPO				04/12/1999	0.00	19,700,000.00	
	50591	U.S.GOV.AGY.REPO		4.420		04/12/1999	24,900,000.00	0.00	
	50591	U.S.GOV.AGY.REPO				04/13/1999	0.00	24,900,000.00	
	50592	U.S.GOV.AGY.REPO		4.420		04/13/1999	31,500,000.00	0.00	
	50592	U.S.GOV.AGY.REPO				04/14/1999	0.00	31,500,000.00	
	50593	U.S.GOV.AGY.REPO		4.420		04/14/1999	27,800,000.00	0.00	
	50593	U.S.GOV.AGY.REPO				04/15/1999	0.00	27,800,000.00	
	50594	U.S.GOV.AGY.REPO		4.420		04/15/1999	25,700,000.00	0.00	
	50594	U.S.GOV.AGY.REPO				04/16/1999	0.00	25,700,000.00	
	50595	U.S.GOV.AGY.REPO		4.420		04/16/1999	18,100,000.00	0.00	
	50595	U.S.GOV.AGY.REPO				04/19/1999	0.00	18,100,000.00	
	50596	U.S.GOV.AGY.REPO		4.380		04/19/1999	10,000,000.00	0.00	
	50596	U.S.GOV.AGY.REPO				04/20/1999	0.00	10,000,000.00	
	50597	U.S.GOV.AGY.REPO		4.380		04/20/1999	12,500,000.00	0.00	
	50597	U.S.GOV.AGY.REPO				04/21/1999	0.00	12,500,000.00	
	50598	U.S.GOV.AGY.REPO		4.380		04/21/1999	11,200,000.00	0.00	
	50598	U.S.GOV.AGY.REPO				04/22/1999	0.00	11,200,000.00	
	50599	U.S.GOV.AGY.REPO		4.380		04/30/1999	1,823,339.11	0.00	
	50601	U.S.GOV.AGY.REPO		4.380		04/22/1999	11,700,000.00	0.00	
	50601	U.S.GOV.AGY.REPO				04/23/1999	0.00	11,700,000.00	
	50602	U.S.GOV.AGY.REPO		4.380		04/23/1999	23,800,000.00	0.00	
	50602	U.S.GOV.AGY.REPO				04/26/1999	0.00	23,800,000.00	
	50603	U.S.GOV.AGY.REPO		4.380		04/26/1999	1,800,000.00	0.00	

135

13

County of Santa Cruz
 Activity Report
 April 1, 1999 - April 30, 1999

CUSIP	Investment #	Issuer	Percent of Portfolio	Par Value		Transaction Date	Par Value		Ending Balance
				Beginning Balance	Current Rate		Purchases or Deposits	Sales/Maturities or Withdrawals	
Issuer: U.S.GOV.AGY.REPO									
Repurchase Agreements									
	50603	U.S.GOV.AGY.REPO				04/27/1999	0.00	1,800,000.00	
	50604	U.S.GOV.AGY.REPO			4.380	04/27/1999	3,200,000.00	0.00	
	50604	U.S.GOV.AGY.REPO				04/28/1999	0.00	3,200,000.00	
	50605	U.S.GOV.AGY.REPO			4.380	04/28/1999	12,200,000.00	0.00	
	50605	U.S.GOV.AGY.REPO				04/29/1999	0.00	12,200,000.00	
	50606	U.S.GOV.AGY.REPO			4.380	04/29/1999	25,000,000.00	0.00	
	50606	U.S.GOV.AGY.REPO				04/30/1999	0.00	25,000,000.00	
	50607	U.S.GOV.AGY.REPO			4.380	04/30/1999	12,600,000.00	0.00	
	Subtotal and Balance				7,000,000.00		330,523,339.11	323,100,000.00	14,423,339.11
	Issuer Subtotal		3.246%		7,000,000.00		330,523,339.11	323,100,000.00	14,423,339.11

Issuer: IBM									
Medium Term Notes									
	Subtotal and Balance				1,000,000.00				1,000,000.00
	Issuer Subtotal		0.225%		1,000,000.00		0.00	0.00	1,000,000.00

Issuer: International Lease Fin.									
Medium Term Notes									
4597450116	20559	International Lease Fin.			6.650	04/16/1999	5,000,000.00	0.00	
	Subtotal and Balance				0.00		5,000,000.00	0.00	5,000,000.00
	Issuer Subtotal		1.126%		0.00		5,000,000.00	0.00	5,000,000.00

Issuer: Not applicable - Cash/Managed									
Local Agency Investment Fund (LAIF)									
	13534	LAIF (State of California)			5.119		142,393.27	0.00	
	13698	LAIF (State of California)			5.119		32,208.85	0.00	
	13753	LAIF (State of California)			5.119		39,358.67	0.00	
	6501	LAIF (State of California)			5.119		600,000.00	600,000.00	
	Subtotal and Balance				46,371,413.31		813,960.79	600,000.00	46,585,374.10

130

County of Santa Cruz
Activity Report
April 1, 1999 -April 30, 1999

CUSIP	investment #	Issuer	Percent of Portfolio	Par Value		Transaction Date	Par Value		Ending Balance
				Beginning Balance	Current Rate		Purchases or Deposits	Sales/Maturities or Withdrawals	
		Issuer Subtotal	10.491%	46,371,413.31			813,960.79	600,000.00	46,585,374.10
Issuer: Liberty St. Funding									
Commercial Paper - Discount									
53127USS0	20566	Liberty St. Funding			4.850	04/26/1999	10,000,000.00	0.00	
		Subtotal and Balance		0.00			10,000,000.00	0.00	10,000,000.00
		Issuer Subtotal	2.25%	0.00			10,000,000.00	0.00	10,000,000.00
Issuer: Long Lane MT4									
Commercial Paper - Discount									
54278US55	20553	Long Lane MT4			4.900	04/05/1999	10,000,000.00	0.00	
		Subtotal and Balance		0.00			10,000,000.00	0.00	10,000,000.00
		issuer Subtotal	2.25%	0.00			10,000,000.00	0.00	10,000,000.00
Issuer: Merrill Lynch									
Medium Term Notes									
59018STG9	20022	Merrill Lynch			6.650	04/15/1999	0.00	5,000,000.00	
		Subtotal and Balance		15,000,000.00			0.00	5,000,000.00	10,000,000.00
Miscellaneous Securities - Coupon									
		Subtotal and Balance		20,000,000.00					20,000,000.00
		Issuer Subtotal	6.756%	35,000,000.00			0.00	5,000,000.00	30,000,000.00
Issuer: Mansfield Dr. Municipal Bond									
Municipal Bonds									
		Subtotal and Balance		20,000.00					20,000.00
		Issuer Subtotal	0.005%	20,000.00			0.00	0.00	20,000.00
Issuer: Moat Funding									
Commercial Paper - Discount									
60687MSK2	20557	Moat Funding			4.850	04/19/1999	25,000,000.00	0.00	

137

Portfolio SCRZ

c c

37

County of Santa Cruz
Activity Report
April 1, 1999 - April 30, 1999

CUSIP	Investment #	Issuer	Percent of Portfolio	Par Value		Current Rate	Transaction Date	Par Value		
				Beginning Balance				Purchases or Deposits	Sales/Maturities or Withdrawals	Ending Balance
					<u>0.00</u>			<u>25,000,000.00</u>	<u>0.00</u>	<u>25,000,000.00</u>
					0.00			25,000,000.00	0.00	25,000,000.00

Issuer: National West #23

Negotiable CDs										
					<u>25,000,000.00</u>					<u>25,000,000.00</u>
					25,000,000.00			0.00	0.00	25,000,000.00

Issuer: Nationsbank

Medium Term Notes										
					<u>6,000,000.00</u>					<u>6,000,000.00</u>
					6,000,000.00			0.00	0.00	6,000,000.00

Issuer: Salomon Inc.

Medium Term Notes										
79549BBU0	20570	Salomon Inc.				7 . m	04/26/1999	11,500,000.00	0.00	
79548ECN0	20571	Salomon Inc.				5.176	04/30/1999	10,000,000.00	0.00	
					<u>10,040,000.00</u>			<u>21,500,000.00</u>	<u>0.00</u>	<u>31,540,000.00</u>
					10,040,000.00			21,500,000.00	0.00	31,540,000.00

Issuer: Svenska Funding

Negotiable CDs										
86958MEL2	20510	Svenska Funding				5.750	04/26/1999	0.00	10,000,000.00	
86958MMA7	20558	Svenska Funding				5.100	04/19/1999	10,000,000.00	0.00	
					<u>10,000,000.00</u>			<u>10,000,000.00</u>	<u>10,000,000.00</u>	<u>10,000,000.00</u>
					10,000,000.00			10,000,000.00	10,000,000.00	10,000,000.00

Issuer: Sydney Capital

Commercial Paper - Discount										
87123MSA9	20555	Sydney Capital				4.840	04/19/1999	9,544,000.00	0.00	

