



# County of Santa Cruz

0163

AUDITOR - CONTROLLER'S OFFICE

GARY A. KNUTSON, AUDITOR -CONTROLLER

December 6, 1999

Agenda Date: December 14, 1999

Board of Supervisors  
701 Ocean Street  
Santa Cruz, California 95060

Dear Members of the Board:

Subject: Quarterly General Fund Financial Update

We have completed the Financial Update for the quarter ended September 30, 1999. This report contains some information that actually extends beyond the date of the first quarter. Below is a summary of the results of operations.

## EXPENDITURES

The expenditure trend, when adjusted for the Plant transfer, is very consistent with the prior fiscal period. Presently, the County is making progress on obtaining the salary savings goals on a county-wide basis without consideration to any PERS savings.

## REVENUES

The departmental revenue trends are very consistent with the prior year. The non-departmental revenues are being realized on an overall basis. The non-departmental revenues will fluctuate from quarter to quarter. Presently, these revenues are exceeding the quarterly estimated amounts. The sales taxes-Prop 172, transient occupancy tax, motor vehicle tax, and utility tax account for the greatest share of the increase of quarterly budget to actual comparisons.

## CASH FLOW

Our cash flow is comparative with last fiscal year as adjusted for prepayments of self insurances and capital projects. We are examining all the changes that have occurred and assessing the year

G:\GARY\QRT.1

701 OCEAN STREET, SUITE 100, SANTA CRUZ, CA 95060 P.O. BOX 1804, SANTA CRUZ, CA 95061

(831) 454-2500 FAX: (831) 454-2660 EMAIL: aud001@co.santa-cruz.ca.us

22

end requirements and will provide another update in the next quarterly report.


0164

## STATISTICS


Workload statistics indicate a continued decrease in the welfare case load, a decrease in clinic activity, a decrease in the unemployment rate, decrease in court related filings, and an decrease in the main jail inmate population.

It is recommended that your Board accept and file this report,

Sincerely,

  
Gary A. Knutson  
Auditor-Controller

Recommended by:

  
Susan A. Mauriello  
Chief Administrative Officer

cc: Each Department Head

AUDITOR-  
CONTROLLER'S  
GENERAL FUND  
FINANCIAL UPDATE  
QUARTER ENDED  
SEPTEMBER 30, 1999

# BUDGETARY CHANGES TO DATE

DESCRIPTION	FINAL BUDGET	MIDYEAR CHANGES	FINAL BUDGET
SALARIES AND EMPLOYEE BENEFITS	\$118,742,365	\$45,851	<b>\$114,788,222</b>
SERVICES AND SUPPLIES	79,017,952	45,428	79,063,380
OTHER CHARGES	59,280,310		59,280,310
FIXED ASSETS	2,115,763	72,764	2,188,527
OTHER FINANCING USES	18,093,035		18,093,035
INTRAFUND TRANSFERS	(18,794,134)	(52,301)	(18,846,435)
APPROPRIATIONS FOR CONTINGENCIES	4,257,007	(5,000)	4,252,007
<b>TOTAL EXPENDITURES</b>	<b>\$262,712,298</b>	<b>\$106,748</b>	<b>\$262,819,046</b>

Contingencies includes: \$3,557,007 Restricted/Unrestricted, \$700,000 Technology Fund, \$108,283 Fire Prop 172.

DESCRIPTION	FINAL BUDGET	MIDYEAR CHANGES	AMENDED FINAL BUDGET
REVENUE			
TAXES	\$42,882,457	\$	\$42,882,457
LICENSES, PERMITS AND FRANCHISES	7,217,108		7,217,108
FINES, FORFEITURES AND ASSESSMENTS	4,701,036	32,000	4,733,036
USE OF MONEY	5,223,094		5,223,094
INTERGOVERNMENTAL REVENUES	131,142,916	30,984	131,173,900
CHARGES FOR SERVICES	33,878,253	2,764	33,881,017
MISCELLANEOUS REVENUES	4,372,205	41,000	4,413,205
OTHER FINANCING SOURCES	24,473,826		24,473,826
OTHER GOVERNMENTAL UNIT	278,367		278,367
<b>TOTAL REVENUES</b>	<b>\$254,169,262</b>	<b>\$106,748</b>	<b>\$254,276,010</b>
<b>Fund Balance</b> .....	<b>\$ 8,543,036</b> .....		<b>\$ 8,543,036</b>
<b>Total</b> .....	<b>\$262,712,298</b> .....		<b>\$262,819,046</b>

# BUDGET TO EXPENDITURE COMPARISON

	CURRENT APPROPRIATIONS	EXPENDED TO DATE	% EXP	&% P/Y
DESCRIPTION OF INDEX	262,819,046	53,711,294	20.44%	17.79%
AGRICULTURAL COMMISSIONER & WTS & MEAS	1,402,602.00	302,838.23	21.59%	20.16%
AGRICULTURAL EXTENSION SERVICES	107,620.00	13,934.98	12.95%	12.60%
ASSESSOR	2,520,903.00	498,279.20	19.77%	16.72%
AUDITOR-CONTROLLER	2,179,081.00	218,991.40	10.05%	15.68%
CERTS/DEBT SERVICE	7,388,378	3,395,419	45.96%	13.15%
APPROPRIATIONS RESERVE-GENERAL	3,532,740	(52,266)	-1.48%	0.00%
POLICE PROTECTION-OTHER	4,570,000	1,142,500	25.00%	25.00%
AIR POLLUTION	31,671	31,671	100.00%	100.00%
ANIMAL POUND	755,891	201,358	26.64%	25.28%
AMBAG	35,141	33,314	94.80%	99.12%
CAO-LAFCO	245,670	0	0.00%	0.00%
COMMUNITY SERVICES	425,176	187,362	44.07%	37.11%
BOARD OF SUPERVISORS	1,369,005	279,121	20.39%	19.85%
COMMISSION	97,647	20,420	20.91%	16.40%
COUNTY ADMINISTRATIVE OFFICE	1,767,540	170,534	9.65%	19.07%
CLERK OF THE BOARD	365,459	64,619	17.68%	19.98%
PLANT ACQUISITION (1)	5,078,000	4,378,000	86.22%	0.00%
COUNTY CLERK-RECORDER	929,187	186,796	20.10%	19.88%
ELECTIONS	1,114,515	176,274	15.82%	23.29%
COUNTY COUNSEL	1,090,668	(4,587)	-0.42%	20.63%
DISTRICT ATTORNEY	13,261,612	2,757,201	20.79%	20.49%
DISASTER RESPONSE (GSD)	293,379	69,824	23.80%	28.96%
COMMUNICATIONS-911(GF)	1,458,680	603,919	41.40%	25.72%
COMMUNICATIONS-TECH RADIO SER	438,370	152,425	34.77%	20.29%
GENERAL SERVICES	1,933,815	934,669	48.33%	45.21%
GEN SVCS-CENTRAL PURCHASING	351,713	(18,485)	-5.26%	6.01%
GEN SVCS-CENTRAL STORES	50,663	1,452	2.87%	23.10%
GRAND JURY	51,690	2,985	5.78%	9.44%
HSA ADMINISTRATION	74,616,172	12,938,533	17.34%	17.65%

(1) Plant Funds were transferred to the Capital Project Fund

	Current			
	Appropriations	Expended	%	PY %
SOCIAL SERVICES ADMINISTRATION	44,307,412	7,240,242	16.34%	16.16%
CATEGORICAL AIDS	19,745,637	2,980,935	15.10%	24.65%
VETERAN'S SERVICES OFFICER	287,515	58,597	20.38%	13.53%
PUBLIC GUARDIAN	1,129,874	111,641	9.88%	9.34%
COMMUNITY SERVICES	3,371,064	706,216	20.95%	19.01%
COURTS	2,093,890	46,787	2.23%	3.66%
PARKS	4,896,355	1,155,102	23.59%	16.04%
PERSONNEL	2,032,916	672,238	33.07%	11.70%
PLANNING	8,866,502	2,089,800	23.57%	17.08%
JUVENILE HALL	2,765,503	433,421	15.67%	12.34%
PROBATION	7,414,656	1,067,586	14.40%	16.67%
PROBATION-CARE OF COURT WARDS	198,240	(32,372)	-16.33%	27.28%
PUBLIC DEFENDER	5,467,406	1,645,043	30.09%	31.36%
DPW REAL PROPERTY	50,000	7,399	14.80%	16.74%
DPW SURVEYOR	360,100	68,312	18.97%	16.43%
DPW LIVE OAK PARKING	153,305	34,788	22.69%	21.79%
DPW CONSTRUCTION INSPECTION	60,000	10,141	16.90%	49.98%
DPW ENGIN DEVELOPMENT PLAN REVIEW	95,500	32,540	34.07%	23.95%
SHERIFF	15,146,359	3,478,557	22.97%	19.24%
DETENTION	13,619,337	2,744,842	20.15%	12.92%
COURT SECURITY	1,456,985	330,239	22.67%	0.00%
TREASURER-TAX COLLECTOR	1,520,747	129,164	8.49%	14.42%
	<u>262,819,046</u>	<u>53,711,294</u>	<u>20.44%</u>	<u>17.79%</u>

## Salary Saving for Quarter

DEPT TITLE	VARIANCE FAVORABLE (UNFAVORABLE)
AGRICULTURAL COMMISSIONER & WTS &	797
AGRICULTURAL EXTENSION SERVICES	(1,374)
ASSESSOR	8,280
AUDITOR-CONTROLLER	(5,997)
BOARD OF SUPERVISORS	(2,925)
COMMISSION	(519)
COUNTY ADMINISTRATIVE OFFICE	6,733
CLERK OF THE BOARD	5,137
COUNTY CLERK-RECORDER	569
COUNTY COUNSEL	(2,863)
DISTRICT ATTORNEY-CRIMINAL	(21,389)
DISTRICT ATTORNEY-OTHER	36,104
EMERGENCY SERVICES	7,924
DISASTER RESPONSE(GSD)	6,268
GENERAL SERVICES-ADMINISTRATION	9,797
GENERAL SERVICES-FACILITIES	(8,904)
GEN SVCS-CENTRAL PURCHASING	(1,577)
GEN SVCS-CENTRAL STORES	(828)
HSA ADMINISTRATION	26,130
SOCIAL SERVICES ADMINISTRATION	30,029
VETERAN'S SERVICES OFFICER	(2,006)
PUBLIC GUARDIAN	3,252
PARKS	24,089
PERSONNEL	27,032
PLANNING	23,427
JUVENILE HALL	(4,170)
PROBATION	42,521
SHERIFF	11,769
DETENTION	33,192
COURT SECURITY	(11,751)
TREASURER-TAX COLLECTOR	17,881
Total	<u>256,628</u>

# USE OF EXTRA HELP

	Total		VARIANCE
	BUDGET	ACTUAL	FAVORABLE (UNFAVORABLE)
AGRICULTURAL COMMISSIONER	4,620	2,184	2,436
AG EXTENSION SERVICES	0	4,258	(4,258)
ASSESSOR	26,946	6,920	20,026
AUDITOR/CONTROLLER	0	0	0
BOARD OF SUPERVISORS	33,364	8,701	24,663
COMMISSIONS	0	519	(519)
COUNTY ADMINISTRATIVE OFFICE	0	3,025	(3,025)
CLERK OF THE BOARD	1,400	0	1,400
RECORDER	8,638	14,304	(5,666)
ELECTIONS	109,578	16,328	93,250
COUNTY COUNSEL	5,201	4,093	1,108
DISTRICT ATTORNEY-CRIMINAL	91,846	14,548	77,298
DISTRICT ATTORNEY-OTHER	16,912	6,701	10,211
EMERGENCY SERVICES	0	500	(500)
GENERAL SERVICES-ADMINISTRATION	0	1,789	(1,789)
GENERAL SERVICES-FACILITIES MANAGEMENT	0	4,938	(4,988)
GENERAL SERVICES-CENTRAL PURCHASING	0	0	0
HEALTH SERVICES AGENCY	363,928	145,440	218,488
HUMAN RESOURCES AGENCY	56,165	24,893	31,272
PARKS	615,186	235,266	379,920
PERSONNEL	26,734	17,689	9,045
PLANNING	58,115	21,581	36,534
JUVENILE HALL	160,000	37,793	122,207
PROBATION	20,584	2,646	17,938
SHERIFF-REGULAR	30,787	7,576	23,211
DETENTION-REGULAR	83,600	36,639	46,961
DETENTION-MANDATORY	289,113	44,091	245,022
DETENTION-COURT SECURITY	0	0	0
TREASURER-TAX COLLECTOR	1,345	1,370	(25)
	<u>2,004,062</u>	<u>663,843</u>	<u>1,340,219</u>



# USE OF OVERTIME

	Total		VARIANCE FAVORABLE [ UNFAVORABLE)
	BUDGET	ACTUAL	
AGRICULTURALCOMMISSIONER	3,500	1,223	2,277
AG EXTENSION SERVICES	0	0	0
ASSESSOR	0	0	0
AUDITORCONTROLLER	4,300	4,618	(318)
BOARD OF SUPERVISORS	0	0	0
COMMISSIONS	0	0	0
COUNTY ADMINISTRATIVE OFFICE	1,000	691	309
CLERK OF THE BOARD	357	0	357
RECORDER	8,768	1,076	7,692
ELECTIONS	16,892	0	16,892
COUNTYCOUNSEL	2,496	(44)	2,540
DISTRICTATTORNEY- OTHER	112,545	29,925	82,620
DISTRICTATTORNEY- CRIMINAL	50,000	10,089	39,911
EMERGENCYSERVICES	1,680	1,500	180
GENERALESERVICES- ADMINISTRATION	1,000	701	299
GENERALESERVICES- FACILITIES MANAGEMENT	10,974	3,650	7,324
GENERALESERVICES- CENTRALPURCHASING	2,000	75	1,925
GRANDJURY	0	(23)	23
HEALTH SERVICES AGENCY	272,511	96,900	175,611
HUMANRESOURCESAGENCY	201,198	66,123	135,075
PARKS	45,419	12,054	33,365
PERSONNEL	0	103	(103)
PLANNING	24,898	5,636	19,262
JUVENILE HALL	24,164	4,686	19,478
PROBATION	24,296	2,799	21,497
SHERIFF- REGULAR	499,086	164,685	334,401
DETENTION- REGULAR	314,335	102,311	212,524
DETENTION- COURTSECURITY	151,565	34,115	117,450
TREASURER-TAX COLLECTOR	5,035	333	4,702
	<b>1,778,519</b>	<b>543,226</b>	<b>1,235,293</b>

# VACANT POSITIONS

## Salary Savings

	Desired Number of Vacant Positions	Vacant Position Net of Unfunded	Difference Over/ (Under)
TOTAL COUNTY WIDE	68.66	313.28	244.62
Agricultural Commission	0.42	1.50	1.08
Mosquito Abatement	0.00	0.00	0.00
Agricultural Ext Service	0.00	1.00	1.00
Assessor	0.78	2.83	2.05
Auditor-Controller	0.59	1.08	0.49
Board Of Supervisors	0.00	0.00	0.00
Commissions	0.00	0.00	0.00
Administrative Officer	0.31	2.00	1.69
Clerk Of The Board	0.00	0.33	0.33
Economic Dev -Advertising	0.00	0.00	0.00
Recorder	0.28	2.67	2.39
Elections	0.14	0.00	(0.14)
County Counsel	0.42	1.00	0.58
District Attorney-Admin	2.42	10.17	7.75
District Attorney-Operations	1.90	8.75	6.85
Emergency Services	0.00	1.50	1.50
Communications	0.00	0.33	0.33
County Fire Service	0.00	0.00	0.00
General Services-Admin	0.35	1.67	1.32
Facilities Management	1.26	2.50	1.24
Purchasing	0.11	0.00	(0.11)
Health Services-Administrative	1.99	5.28	3.29
Health Services-Medical Clinic	4.79	11.33	6.54
Health Services-Public Health	6.87	13.28	6.41
Health Services-Mental Health	8.56	33.53	24.97
Health Services-Substance Abuse	0.70	4.17	3.47
Health Services-Medicruz	0.95	2.00	1.05
Human Resources Social Services	16.85	86.17	69.32
HRA MSSP	0.27	0.00	(0.27)
Veterans Service Office	0.14	0.00	(0.14)
Public Guardian	0.53	2.83	2.30
Open Space & Cultural Services	0.00	5.58	5.58
Personnel-Employee Relations	0.11	0.00	(0.11)
Personnel-Training	0.12	2.83	2.71
Personnel-Personnel Services	0.23	1.33	1.10
Personnel-Admin/Permit	0.07	0.00	(0.07)
Planning Department	3.33	8.88	5.55
Juvenile Hall	0.62	1.17	0.55
Probation Department	2.88	15.83	12.95
Care of Court Wards	0.00	0.00	0.00
Pre-Trial Services	0.00	0.00	0.00
Sheriff-Coroner	5.18	16.08	10.90
Detention Facilities	0.00	13.83	13.83
Court Security	0.00	0.17	0.17
Treasurer & Tax Collector	0.41	4.00	3.59
TOTAL GENERAL FUND	63.58	265.62	202.04

# Vacant position quick view

Average Full Time Equivalent Vacated Positions-HRA	89
Average Full Time Equivalent Vacated Positions-HSA	70
Average Full Time Equivalent Vacated Positions-District Attorney	19
Average Full Time Equivalent Vacated Positions-Others	88
Average Full Time Equivalent Vacated Positions-General Fund	<u>266</u>

2/3 of vacancies are in 3 departments

# NEW HIRES & TERMINATIONS

	Hires	Terminations	Change
All	88	64	24
Agricultural Commissioner	1	0	1
Mosquito Abatement	0	0	0
Agricultural Extension Service	0	0	0
Assessor	0	0	0
Auditor-Controller	1	0	1
Board Of Supervisors	2	1	1
Commissions	1	0	1
County Administrative Officer	0	1	-1
Clerk Of The Board	0	0	0
Economic Development-Advertising	0	0	0
Recorder	1	0	1
Elections	0	0	0
County Counsel	0	0	0
District Attorney-Administration	4	5	-1
District Attorney-Operations	2	3	-1
Emergency Services	1	0	1
Communications	1	1	0
County Fire Service	0	0	0
General Services-Administration	2	0	2
Facilities management	1	1	0
Purchasing	0	0	0
Health Services-Administration	0	1	-1
Health Services-Medical Clinics	15	4	11
Health Services-Public Health	7	6	1
Health Services-Mental Health	6	4	2
Health Services-Substance Abuse	2	0	2
Health Services-Medicruz	1	0	1
Human Resources Social Services	11	9	2
Human Resources Social Services-M:	0	0	0
Veterans Service Office	0	0	0
Public Guardian	0	0	0
Open Space & Cultural Services	1	2	-1
Personnel - Employee Relations	0	0	0
Personnel - Training	0	1	-1
Personnel - Personnel Services	0	0	0
Personnel - Admin/Permit Service	0	0	0
Planning Department	3	3	0
Juvenile Hall	2	3	-1
Probation Department	2	1	1
Sheriff-Coroner	7	3	4
Detention	4	2	2
Court Security	0	2	-2
Treasurer & Tax Collector - Admin	3	1	2
Total General Fund	81	54	27

# Subsequent Events

## AB 166 1 Subvention:

Percapita Alloction.....	\$305,000
ERAF Loss Allocation..	\$325,600
Total .....	\$630,600

PERS Savings due to the rate reduction are anticipated to exceed current requirement prior to any other MOU changes. An update will be provided in subsequent financial updates.

# REVENUE COMPARISON

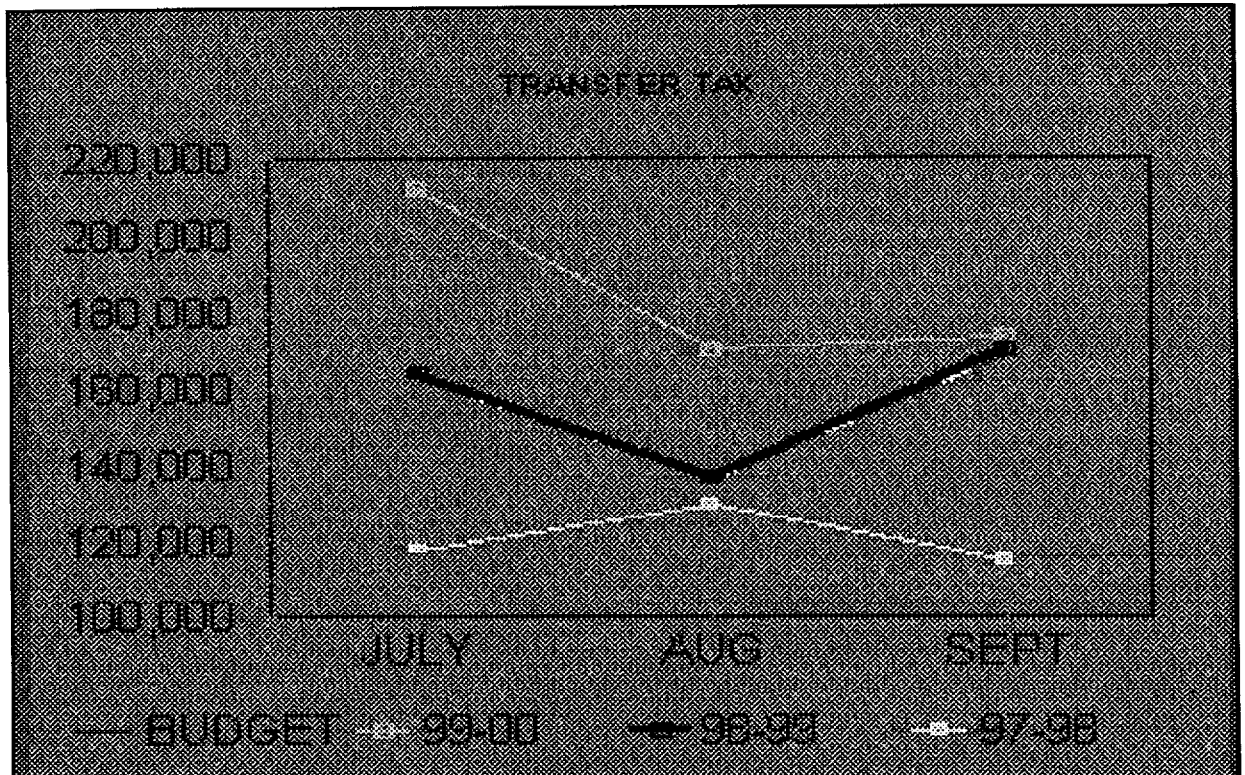
	CURRENT YEAR			
	ESTIMATED REVENUES	REALIZED TO DATE	% REV	% P/Y
DESCRIPTION	254,276,010	21,337,225	8.39%	8.03%
AGRICULTURAL COMMISSIONER & WTS & ASSESSOR	977,678	128,570	13.15%	13.62%
AUDITOR-CONTROLLER	1,319,323	6,637	0.50%	1.00%
REVENUE AUDITOR-GENERAL FUND	925,739	204,332	22.07%	16.04%
CERTS / DEBT SERVICE	65,105,808	7,881,931	12.11%	5.51%
POLICE PROTECTION-OTHER	3,071,466	199,528	6.50%	5.60%
ANIMAL POUND	4,570,000	1,142,500	25.00%	25.00%
COUNTY GENERAL HOSPITAL	164,000	11,458	6.99%	7.85%
COMMUNITY SERVICES	0	40	0.00%	0.00%
COMMISSION	40,000	0	0.00%	0.00%
COUNTY ADMINISTRATIVE OFFICE	3,000	0	0.00%	0.00%
CLERK OF THE BOARD	512,284	234,892	45.85%	14.98%
PLANT ACQUISITION	40,000	2,923	7.31%	9.01%
COUNTY CLERK-RECORDER	0	278	0.00%	10.77%
ELECTIONS	1,417,600	242,546	17.11%	23.24%
COUNTY COUNSEL	82,200	24,120	29.34%	5.64%
DISTRICT ATTORNEY	789,037	235,272	29.82%	6.99%
COMMUNICATIONS (SHERIFF DEPT)	9,721,542	337,497	3.47%	6.28%
DISASTER RESPONSE(GSD)	1,063,405	102,394	9.63%	0.00%
GENERAL SERVICES	114,679	43,814	38.21%	10.26%
GEN SVCS-CENTRAL PURCHASING	728,350	247,441	33.97%	14.77%
GEN SVCS-CENTRAL STORES	210,751	79,872	37.90%	14.87%
HSA ADMINISTRATION	82,813	131	0.16%	18.40%
HRA ADMINISTRATION	62,421,863	9,570,044	13.51%	9.70%
SOCIAL SERVICES ADMINISTRATION	316,455	(35,502)	-11.22%	13.24%
CATEGORICAL AIDS	43,084,429	(1,517,647)	-3.52%	-1.92%
VETERAN'S SERVICES OFFICER	16,890,022	(194,780)	-1.15%	11.67%
PUBLIC GUARDIAN	40,000	0	0.00%	28.57%
COMMUNITY SERVICES	857,173	222,104	25.91%	7.95%
COURTS	11,709	0	0.00%	0.00%
PARKS	3,790,660	731,496	19.30%	16.80%
PERSONNEL	2,050,298	535,450	26.12%	15.99%
PLANNING	645,966	57,107	10.46%	16.99%
JUVENILE HALL	5,695,312	1,026,030	18.02%	26.43%
PROBATION	776,623	77,239	9.95%	9.08%
PROBATION-CARE OF COURT WARDS	5,689,087	(285,514)	-5.02%	-5.92%
PUBLIC DEFENDER	15,000	1,114	7.43%	23.60%
DPW REAL PROPERTY	313,000	29,007	9.27%	6.05%
DPW SURVEYOR	70,000	18,614	26.59%	29.15%
DPW LIVE OAK PARKING	265,000	30,401	11.47%	14.64%
DPW CONSTRUCTION INSPECTION	45,000	22,666	50.37%	49.78%
DPW ENGIN DEVELOPMENT PLAN REVIEW	60,000	(11,144)	-18.57%	21.71%
SHERIFF	70,000	15,300	21.86%	31.70%
DETENTION	8,432,499	(93,667)	-1.11%	4.46%
COURT SECURITY	8,482,112	944,453	11.13%	11.06%
TREASURER-TAX COLLECTOR	1,449,525	0	0.00%	11.06%
	964,582	68,280	7.08%	7.25%
	254,276,010	21,337,225	8.39%	8.03%

# GENERAL PURPOSE REVENUE PERFORMANCE

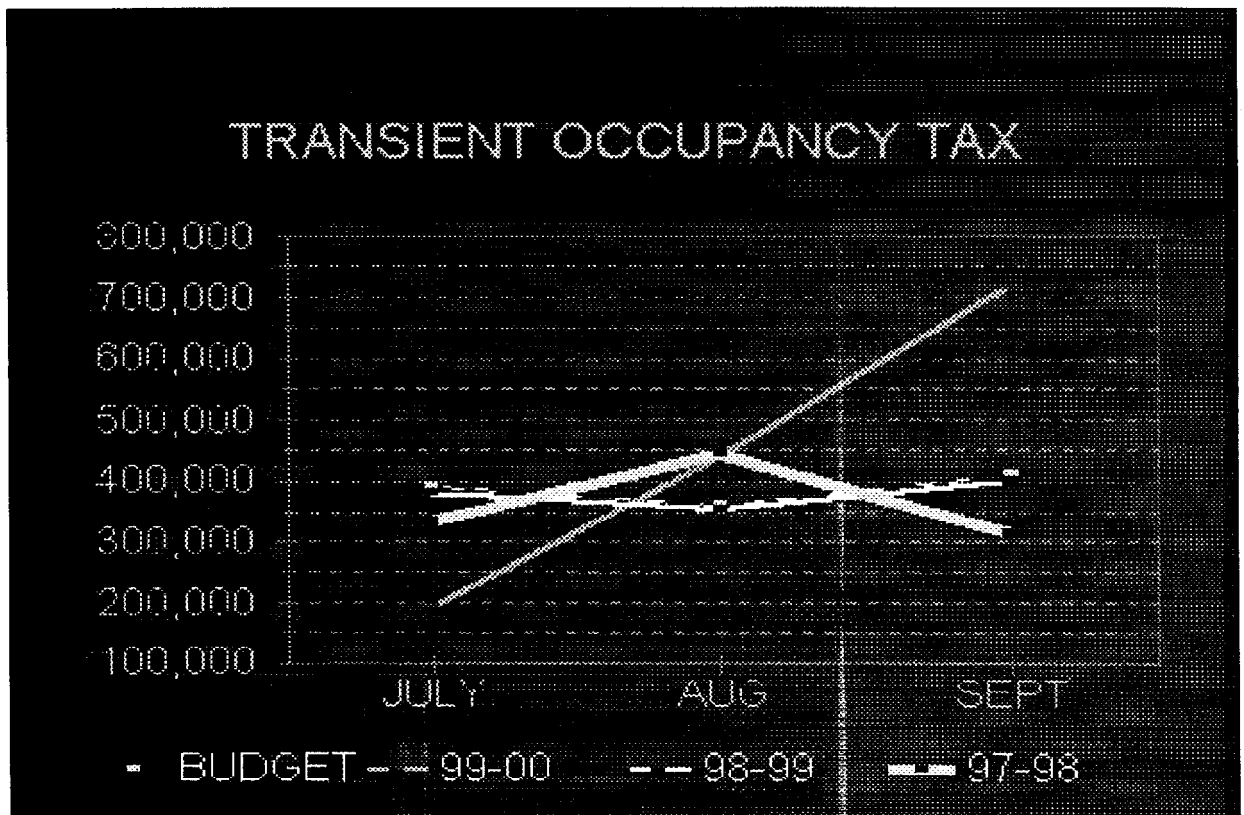
0177

	QUARTERLY BUDGET ESTIMATE	ACTUAL	OVER (UNDER) BUDGET	1st QUARTER PRIOR YEAR THROUGH SEPT
Transfer Tax	466,747	555,248	88,501	470,676
Transient Occup Tax	1,160,326	1,349,986	189,660	1,131,351
Motor Vehicle	2,626,602	3,030,961	404,359	2,626,604
Sales Tax	1,766,034	1,804,351	38,317	1,732,119
Court Fines	671,857	731,496	59,639	633,938
Interest	1,863,048	1,711,049	(151,998)	2,084,716
Recording Fees	228,225	201,727	(26,498)	225,075
Sales Tax-Prop 172	2,985,835	3,205,419	219,585	2,922,268
Utility Tax	1,928,717	2,043,988	116,271	1,885,860
	<u>13,697,391</u>	<u>14,634,225</u>	<u>936,835</u>	<u>13,712,607</u>

Revenues attributable to prior year accruals  
**\$795,741**

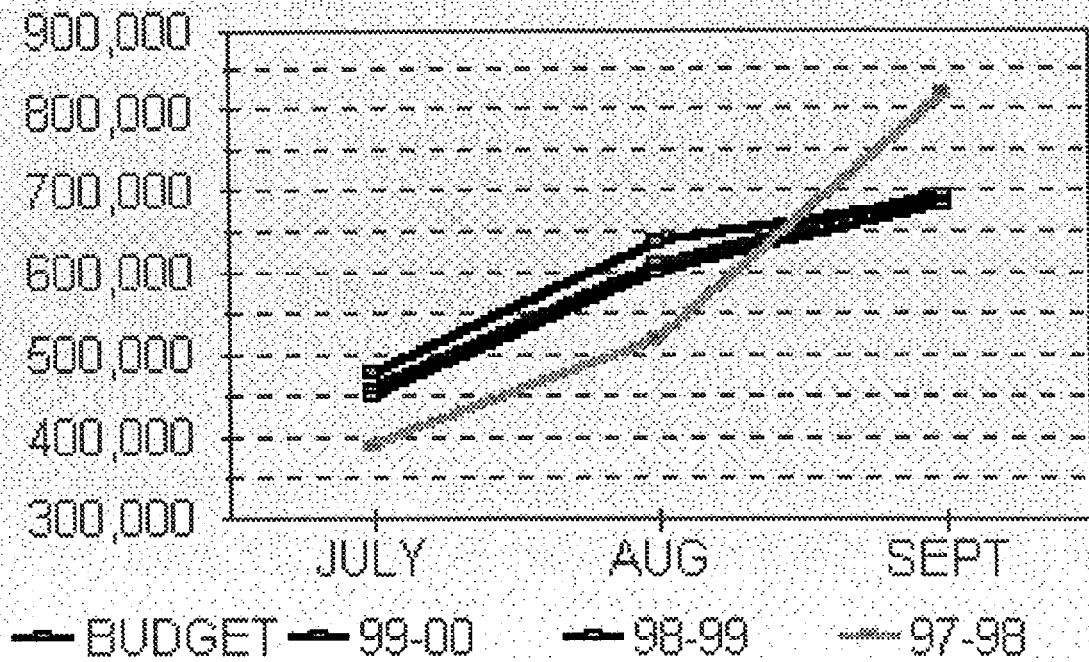


A probable cause in the raise in the Prime Rate.

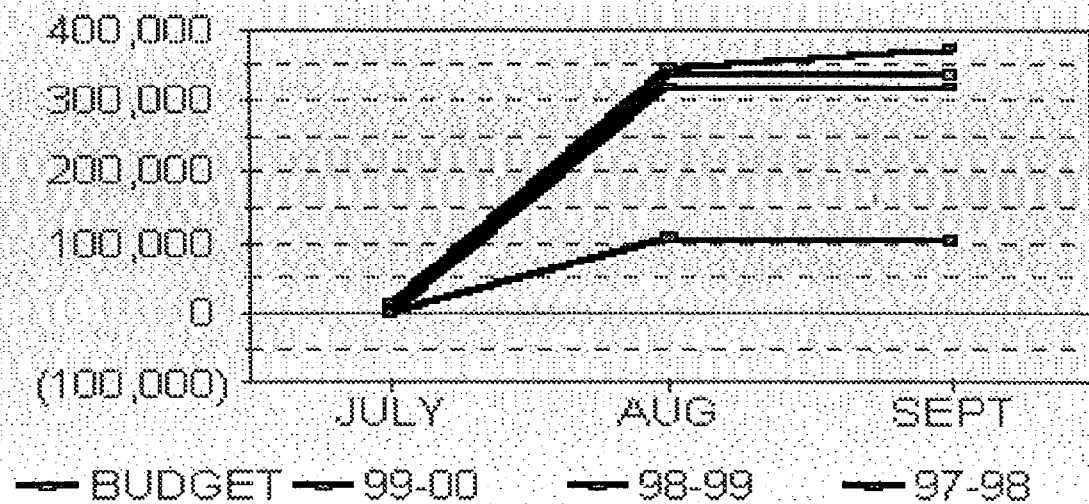


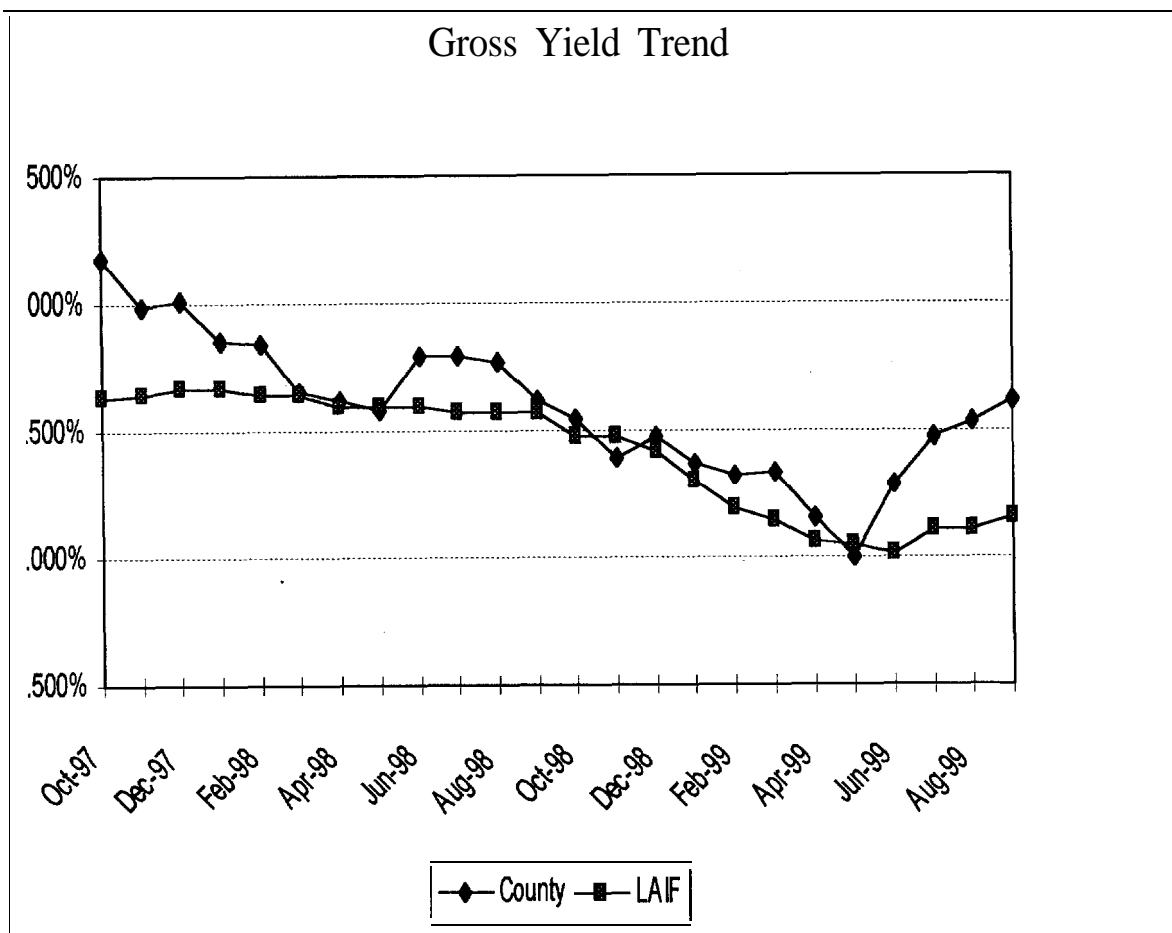
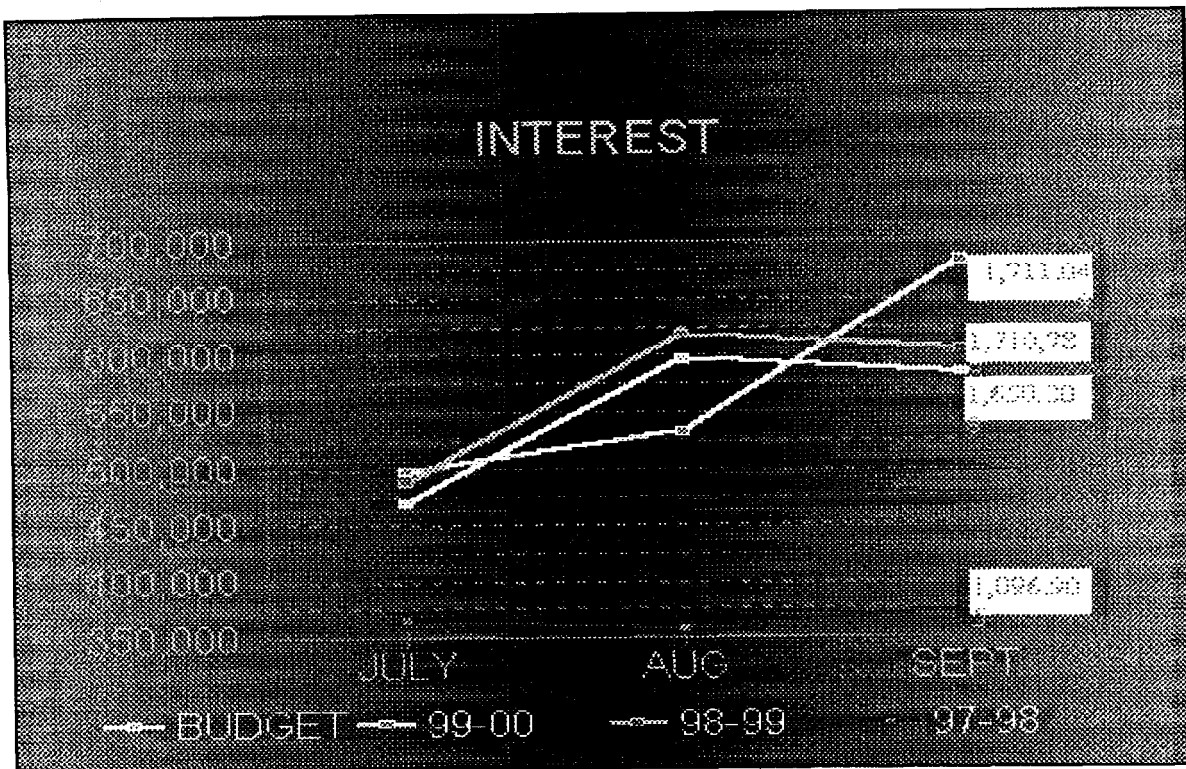


## SALES TAX



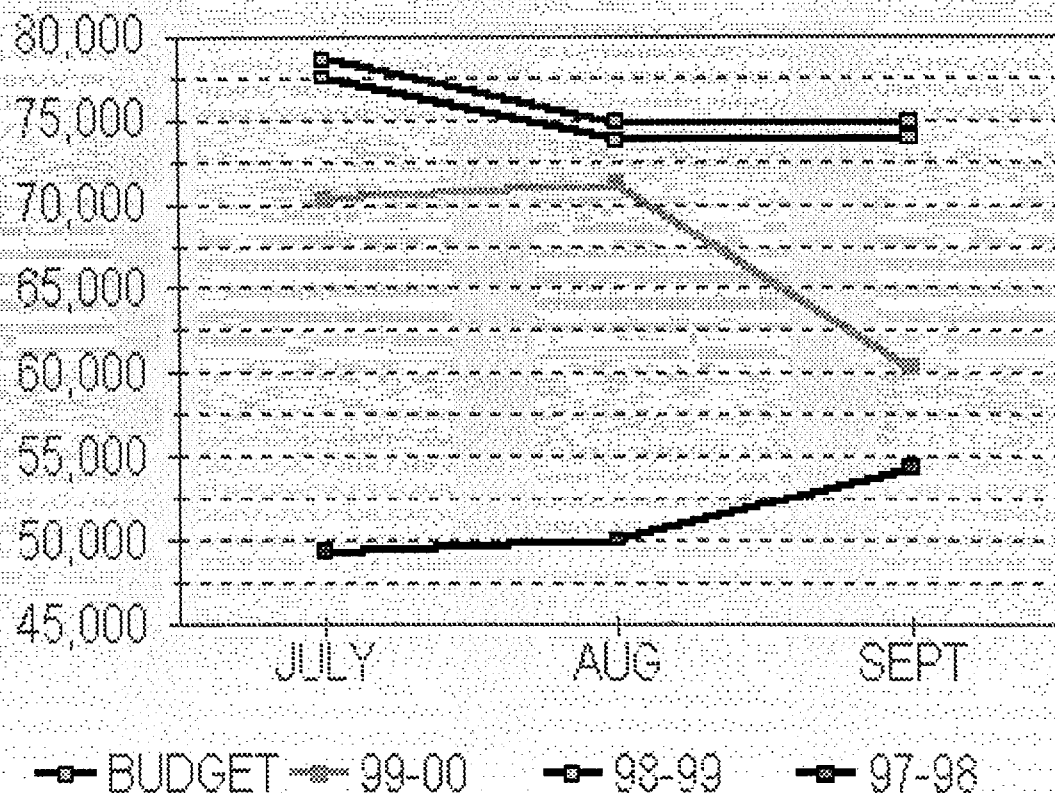
## COURT FINES



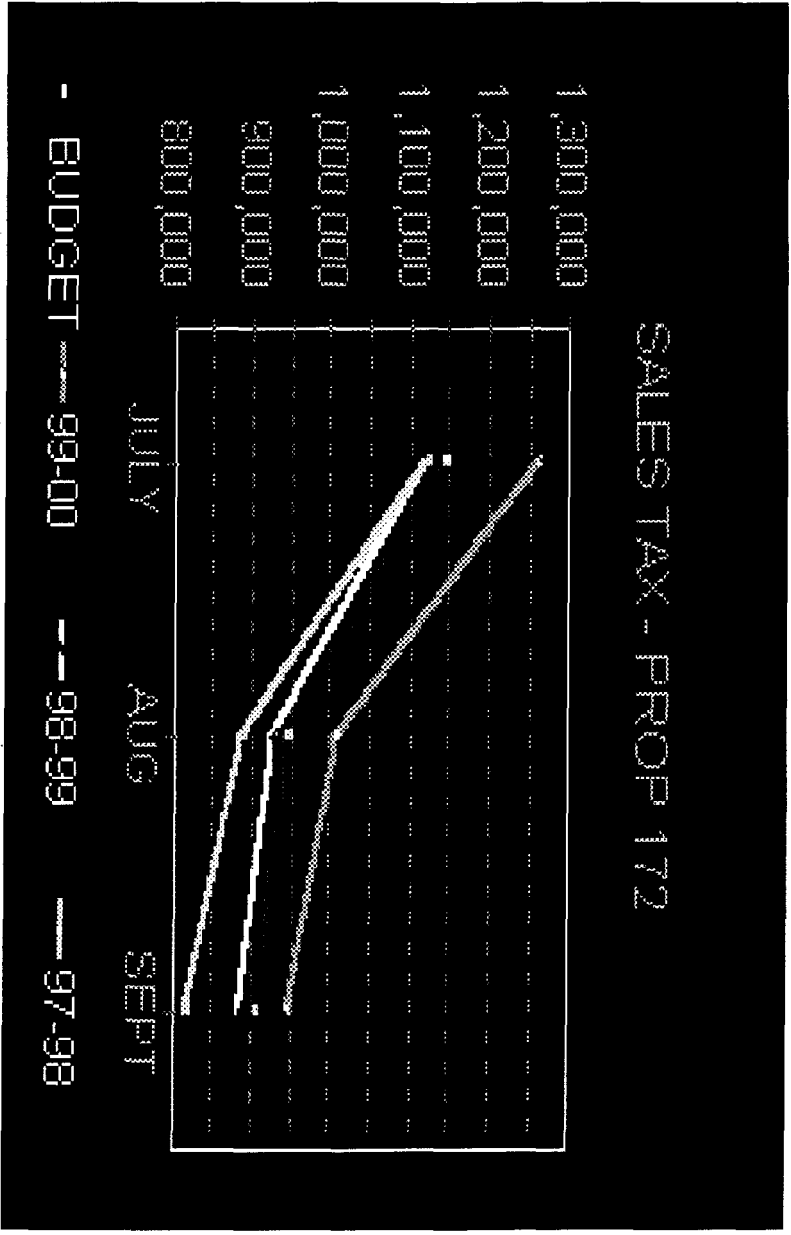
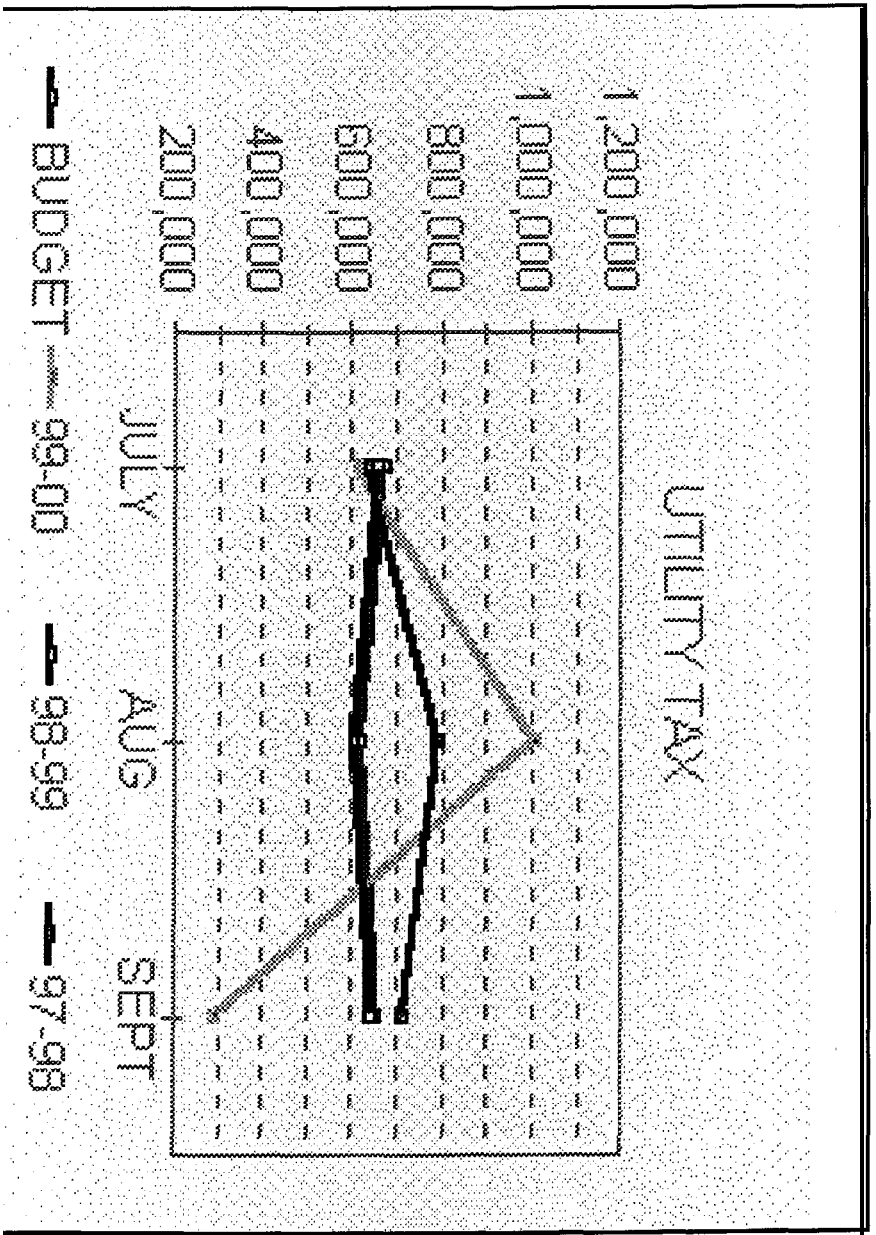


# COUNTY OF SANTA CRUZ

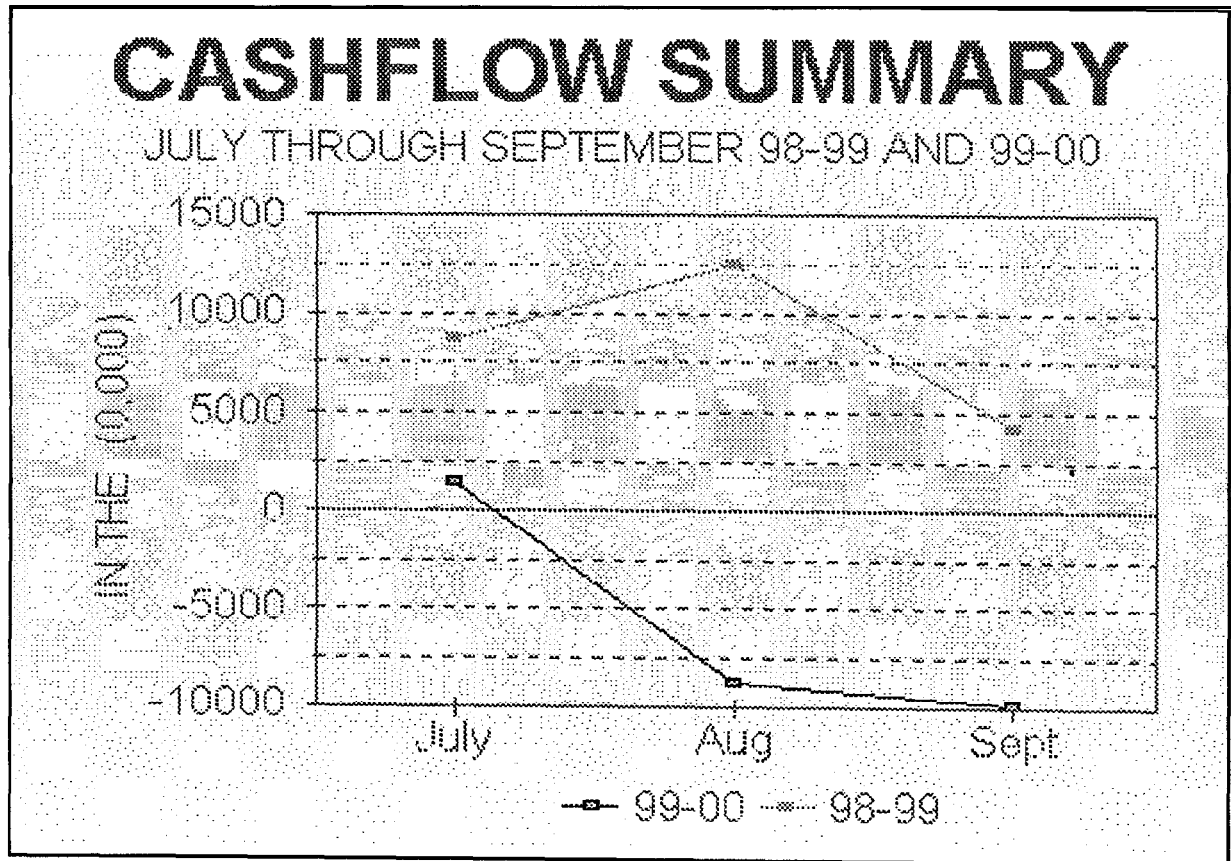
## RECORDING FEES



		AVERAGE MONTHLY DATA			YTD DATA		
DEPT	REF	Through	Through		Through	Through	
		September	September	%	September	September	%
		1999	1998	Change	1999	1998	Change
RECORD	Number of Recordings						
	Property	7,267	8,385	-13%	21,802	25,154	-13%
	Non-Property	634	831	-24%	1,901	2,493	-24%
	Total Average Recordings	7,901	9,216	-14%	23,703	27,647	-14%

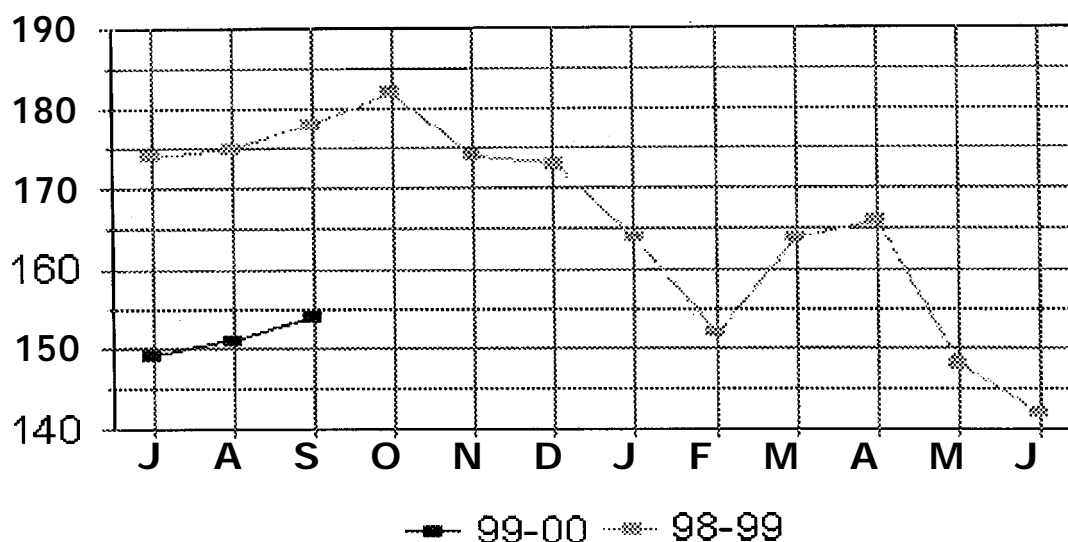


# CASH FLOWS



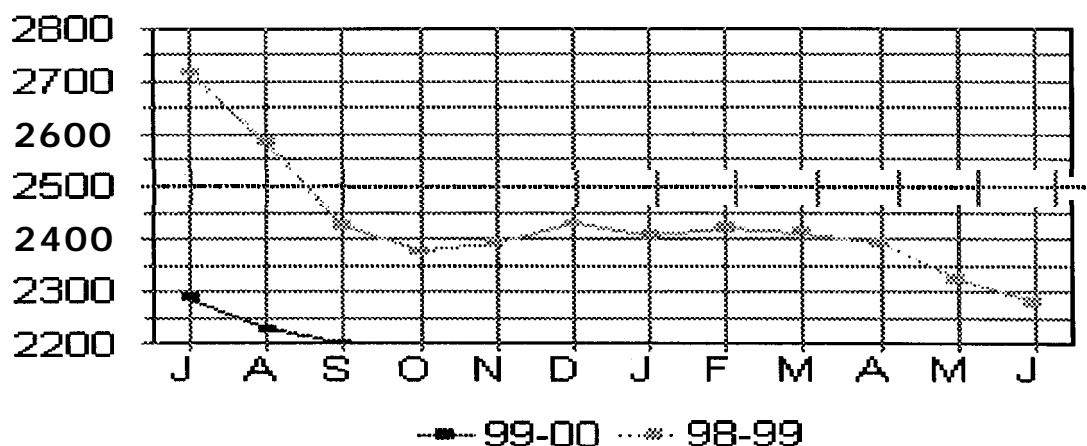
# COUNTY OF SANTA CRUZ

## GENERAL ASSISTANCE



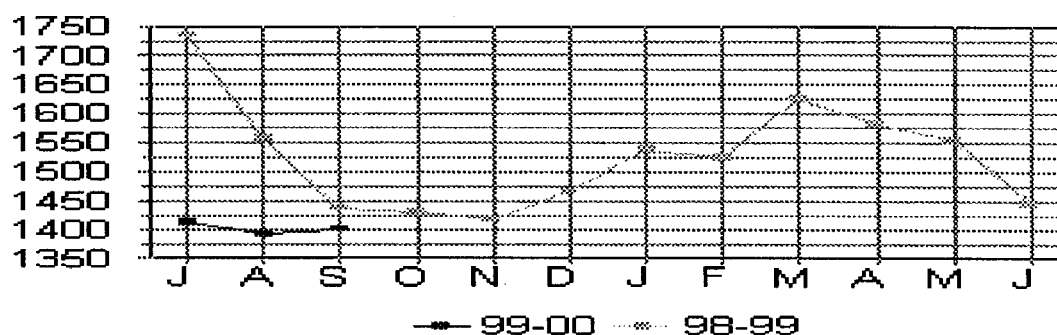
# COUNTY OF SANTA CRUZ

## CAL WORKS



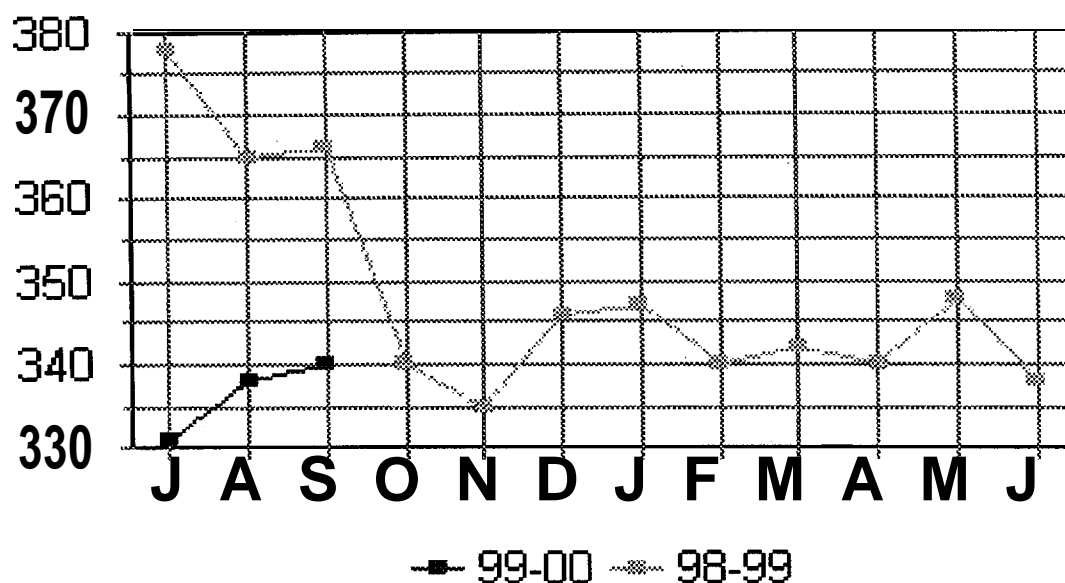
# COUNTY OF SANTA CRUZ

## FOOD STAMPS



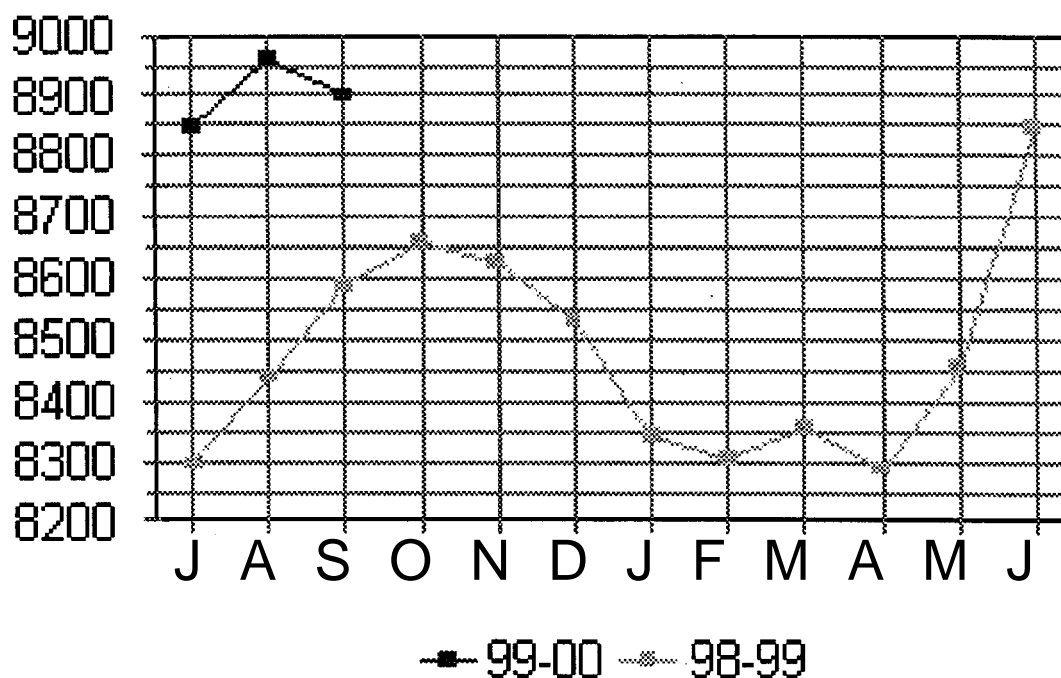
# COUNTY OF SANTA CRUZ

## AFDC FOSTER CARE



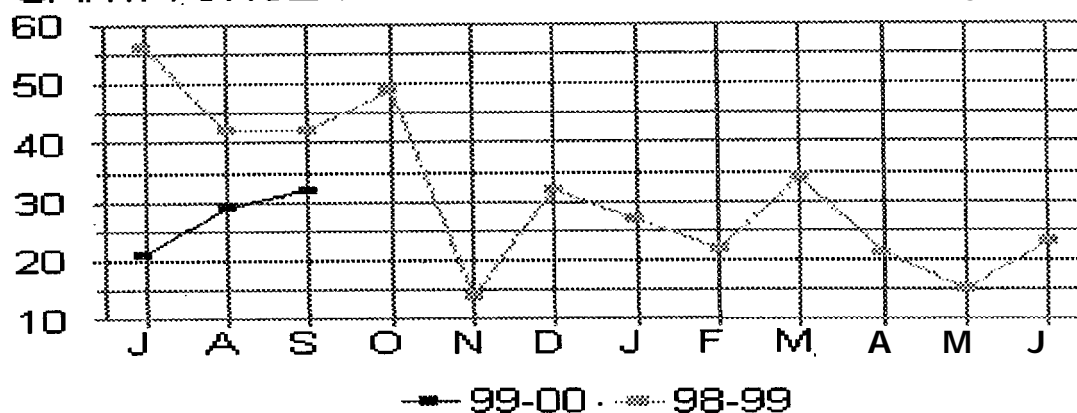
# COUNTY OF SANTA CRUZ

## MEN-CAL



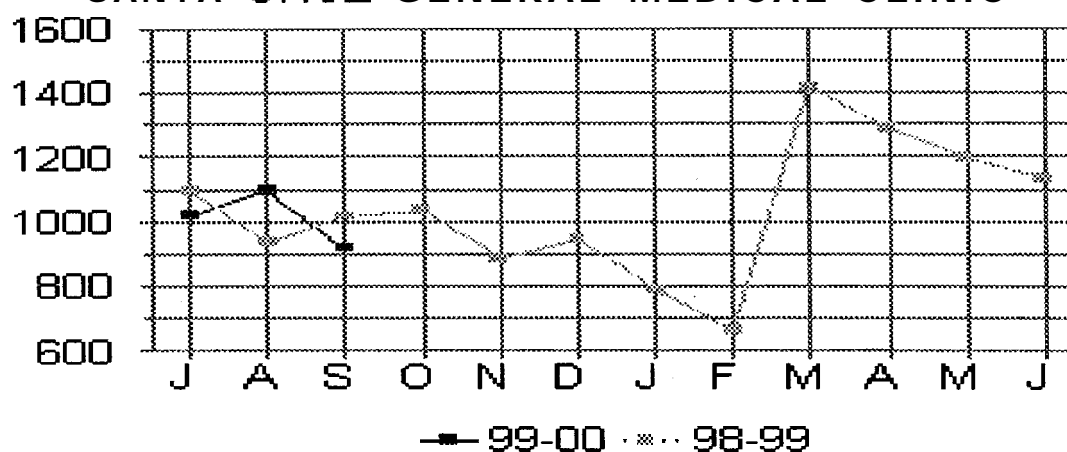
# COUNTY OF SANTA CRUZ

## SANTA CRUZ/WATSONVILLE PRENATAL CARE



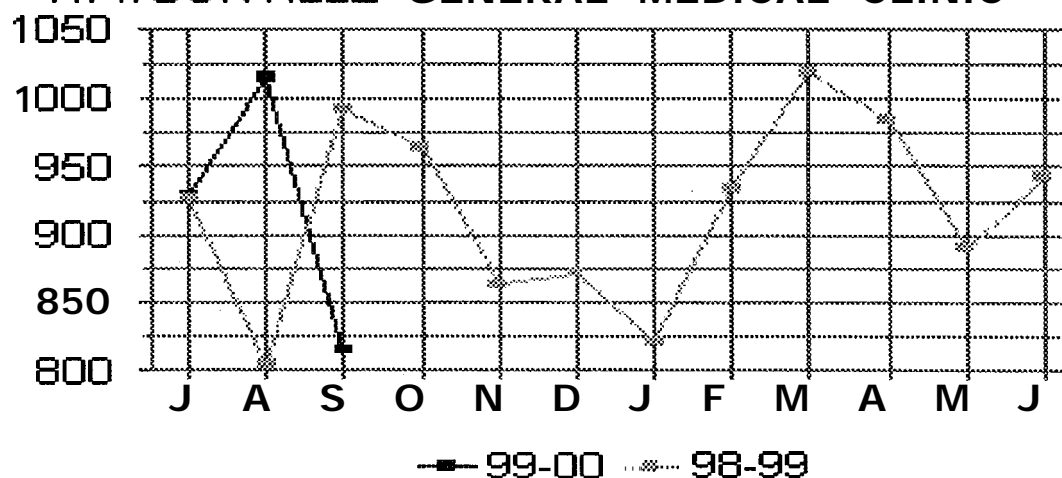
# COUNTY OF SANTA CRUZ

## SANTA CRUZ GENERAL MEDICAL CLINIC



# COUNTY OF SANTA CRUZ

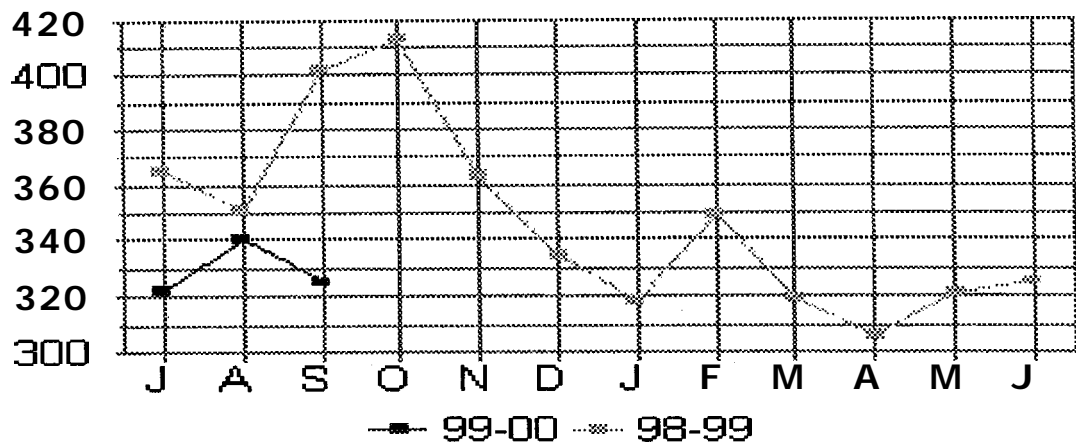
## WATSONVILLE GENERAL MEDICAL CLINIC





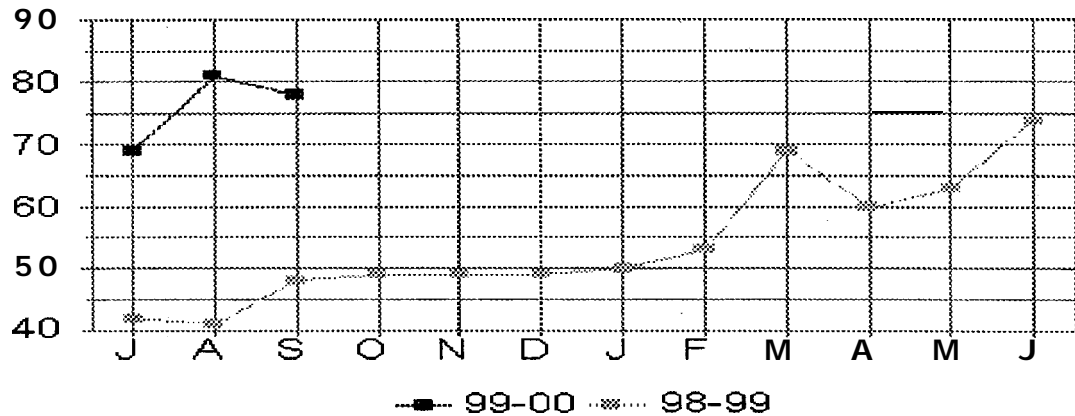
# COUNTY OF SANTA CRUZ

## AVERAGE POPULATION OF MAIN JAIL



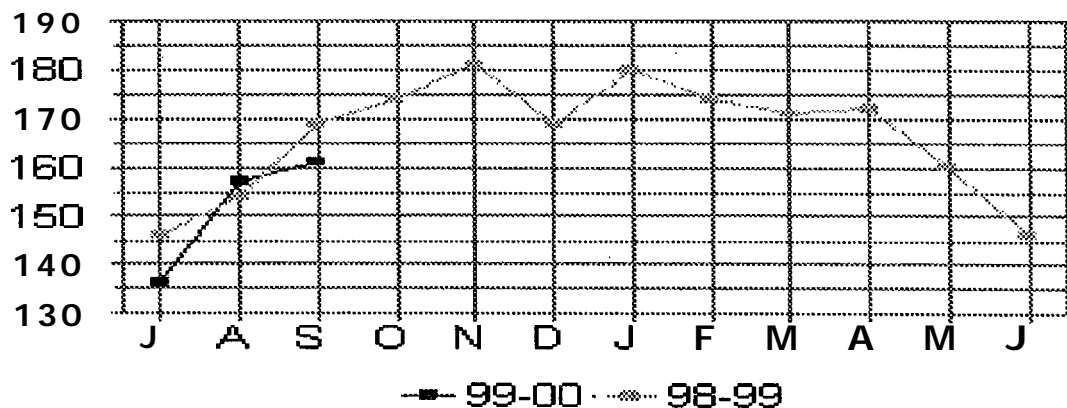
# COUNTY OF SANTA CRUZ

## AVERAGE POPULATION OF ROUNTREE



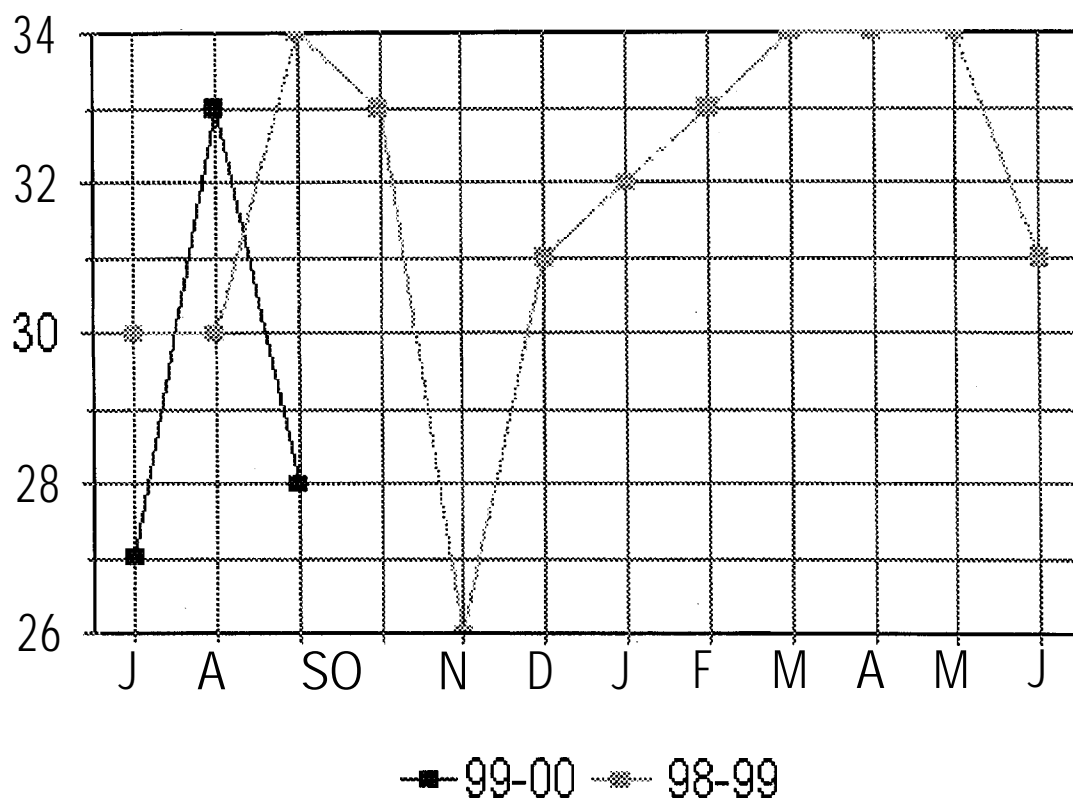
# COUNTY OF SANTA CRUZ

## AVERAGE POPULATION OF THE JAIL FARM



# COUNTY OF SANTA CRUZ

## AVERAGE POPULATION OF BLAINE STREET



County of Santa Cruz						
Statistical Data						
Period Ending September 30, 1999						
DEPT REF		AVERAGE MONTHLY DATA			YTD DATA	
		Through September: 1999	Through September: 1998	% Sep Change	Through September: 1999	Through September: 1998
						% Change
OBJ	Number of Court Filings/District Atty	(2)		11		
DISTRICT	Felonies					
ATTY	New Filings	190	213	-11%	570	639
	Misdemeanors					
	New Filings	690	756	-9%	2,069	2,269
	Juvenile Delinquencies					
	New Filings	55	42	32%	165	125
	Juvenile Dependancies	17	23	-24%	52	68
	Small Claims Filings	144	36	301%	433	108
	Civil Filings	172	367	-56%	517	1,162
		316	423	-25%	950	1,270
JUV HALL	Juvenile Hall Population				Boys Average	Girls Average
						Total
	Population in custody at start of time period		22		8	30
	Admitted During Time Period		407		76	483
	Released During Time Period		404		79	483
	Population in custody at end of time period		25		5	30
	Average Daily Attendance		35.6		10.3	45.9
	Average Length of Stay		7.8		13.5	8.7
	Range of Stay		11-118		1-100	1-118
	Range of Age		12-20		12-18	12-20
	Number of In-County Residents Received		366		65	431
	Number of Out-of-County Residents Received		41		11	52
	Percentage from out of county		10.1%		14.5%	10.8%
	Total Child Care Days		3,273		948	4,221
	Total Court Commitments Admitted		32		7	39
	Total Court Commitments Released		35		7	42
	Total Child Care Days for Released Court Commit		446		136	584
	Total Intake to Date September 1999		407		76	483
	Total Intake to Date September 1998		333		86	419
	Net Change		74		(10)	64
	Redwoods Program					
	Average Daily Attendance		6.9		5.9	12.8
	Child Care Days		638		539	1,177

		AVERAGE MONTHLY DATA			YTD DATA		
		Through	Through		Through	Through	
		September	September	%	September	September	%
		1999	1998	Change	1999	1998	Change
PUBLIC DEF	Number of Quarterly Public Defender Cases						
	Felonies						
	New Appointments	141	148	-5%	422	443	-5%
	Probation Felony Viols		91	-8%	250	273	-8%
	Misdemeanors						
	New Appointments	388	485	-20%	1,165	1,455	-20%
	Probation Misd Viols	180	225	-20%	539	675	-20%
	Juveniles						
	New Appointments	66	61	8%	197	182	8%
	Probation Viols (inc above)	77			37		
	Other (inc. juv depts, guardianships & etc.)	76	98	-22%	228	294	-22%
		946	1,108	-15%	2,838	3,322	-15%
PLANNING	Number of Building Permits Issued	375	434	-14%	1,124	1,301	-14%
UNEMPLOY- MENT RATE	Unemployment Rate (3)						
	California (Not Seasonally Adjusted)				4.70%	5.80%	-19%
	County (Not Seasonally Adjusted)				3.60%	5.00%	-28%
TREAS/ TX COLL	Tax Collections						
	Secured				0.00%	0.02%	-2%
	Unsecured				94.89%	95.85%	-1%